



सत्यमेव जयते

ANNUAL REPORT 2006-2007



INTELLECTUAL
PROPERTY **INDIA**
PATENTS | DESIGNS | TRADE MARKS
GEOGRAPHICAL INDICATIONS

**ANNUAL REPORT OF THE OFFICE OF THE CONTROLLER
GENERAL OF PATENTS, DESIGNS, TRADEMARKS,
GEOGRAPHICAL INDICATIONS, INTELLECTUAL
PROPERTY TRAINING INSTITUTE AND PATENT
INFORMATION SYSTEM**



**INTELLECTUAL
PROPERTY INDIA**

PATENTS | DESIGNS | TRADE MARKS
GEOGRAPHICAL INDICATIONS

**ANNUAL REPORT OF THE OFFICE OF THE CONTROLLER
GENERAL OF PATENTS, DESIGNS, TRADEMARKS,
GEOGRAPHICAL INDICATIONS, INTELLECTUAL
PROPERTY TRAINING INSTITUTE AND PATENT
INFORMATION SYSTEM**

CONTENTS

PAGE NO.

1. OVERVIEW 4 - 8

2. 35th ANNUAL REPORT RELATING TO PATENTS UNDER SECTION 155 OF THE PATENTS ACT, 1970 (AS AMENDED) 9 - 34

1. Introduction
2. Establishment
3. Patent applications
4. Patents Granted & In force
5. PCT International applications
6. Miscellaneous important proceedings under the Act/Rules
7. Foreign visits and awareness programmes
8. Revenue and Expenditure
9. General Information
10. Information under the Right to Information Act, 2005

APPENDIX A- Officers & Staffs strength as on 31st March, 2007

APPENDIX A(1)- Details of Technical fields of Specialization of the Examiners

APPENDIX B- Filing details according to Country / State of Origin through various routes for the year 2006-07 as against 2005-06

APPENDIX C- Applications filed from residents and non-residents through various routes for last 10 years

APPENDIX D - Filings under various fields of invention for last 5 years

APPENDIX E - Miscellaneous information on patents for last 10 years

APPENDIX F - Grants under various fields of invention for last 5 years

APPENDIX G - Fees Received

3. ANNUAL REPORT RELATING TO DESIGNS UNDER THE DESIGNS ACT, 2000 35 - 40

1. Introduction
 2. Design applications filed and registered
 3. Examination of design applications
 4. Miscellaneous proceedings
 5. Revenue
- APPENDIX A - Design fees
 APPENDIX B - Trend of applications filed and registered
 APPENDIX C - Trend of applications filed and registered by origin

4. 48th ANNUAL REPORT RELATING TO TRADEMARKS UNDER THE TRADE MARKS ACT, 1999 **41 - 57**

Introduction
Trademarks applications filing trend
Registration
Revenue and Expenditure
General
Modernisation project
ANNEX 1A – Trend of applications
ANNEX 1B - Trade Marks Published in the journal
APPENDIX A - Class wise distribution of applications
APPENDIX B - Legal processes
APPENDIX C - Trademarks registered class wise in the register
APPENDIX C1 - Yearly break-up of marks registered.
APPENDIX D - Post registration processes
APPENDIX E - Staff strength
APPENDIX E1 - Working strength
APPENDIX F - Recent trends in trademarks applications

5. 5th ANNUAL REPORT OF GEOGRAPHICAL INDICATIONS REGISTRY **58 - 80**

Text Report
ANNEXURE I - Revenue and Expenditure
ANNEXURE II- Filing trend of GI applications
ANNEXURE III- Registered Geographical Indications (Products)
ANNEXURE IV- GI applications received and Certificates issued
ANNEXURE V- Pending Geographical Indications (Products)
ANNEXURE VI- Awareness programmes

6. ANNUAL REPORT OF THE PATENT INFORMATION SYSTEM AND INTELLECTUAL PROPERTY TRAINING INSTITUTE. **81 - 86**

Introduction
Services of PIS & IPTI
Training programmes
APPENDIX I- Staff strength
APPENDIX II- Performance



OVERVIEW

The catalytic impact of the progress of technology and innovation in promoting economic growth is widely acknowledged. India has achieved resounding success in specific technology-intensive areas such as telecommunications and software exports along with scientific and technological excellence.

Government of India continues its efforts to strengthen Intellectual Property Rights protection to nurture talents and encourage creativity in order to achieve the goal of becoming a high-tech and innovative society.

India also has become creator of newer technologies in several fields specially in Bio-Technology, Pharmaceuticals, etc. manifested by filing more national patent applications and also Patent Cooperation Treaty International applications.

The ultimate aim isn't to just file patents for the Intellectual Property being created now and all the traditional knowledge that India has but to also create a greater confidence among global entities in Indian Patent system which would indeed increase foreign investment in the country. Intellectual property rights are about the very things that make life safer, longer, more comfortable and fun with feeling of social well being and have an indelible impact on the quality of daily life of every citizen in India.

Government of India has taken several initiatives to modernize the IPR administration in the country. These include setting up of international standard infrastructure, bringing up the amendments in IPR legislations in conformity and at par with the international standards. The said initiatives have already started taking shape in terms of quicker office action, reduction in IPR granting time, improved general efficiency and coping with handling increased number of applications in general.

With the increasing responsibility, the office of the Controller General of Patents, Designs and Trade Marks (CGPDTM) a subordinate office of the Department of Industrial Policy & Promotion under the Ministry of Commerce & Industry, Government of India has taken all appropriate measures to administer the IPR laws more effectively so that more and more members of the public are increasingly attracted to create intellectual property assets. Under its control, Patents, Designs, Trade Marks & Geographical Indications laws are being administered in the country. Additionally Patent Information System (PIS) and the Intellectual Property Training Institute at Nagpur are also under its administrative control. All the IPR offices are now functioning in their own modernized buildings in the metros of Chennai, Delhi, Kolkata and Mumbai. The office building in Mumbai has been inaugurated near Antop Hill, during the year under report. Office of the CGPDTM and Trademarks Registry, Mumbai have also moved in to this new building. Photographs of all the Intellectual Property Rights buildings are shown herein.



KOLKATA



DELHI



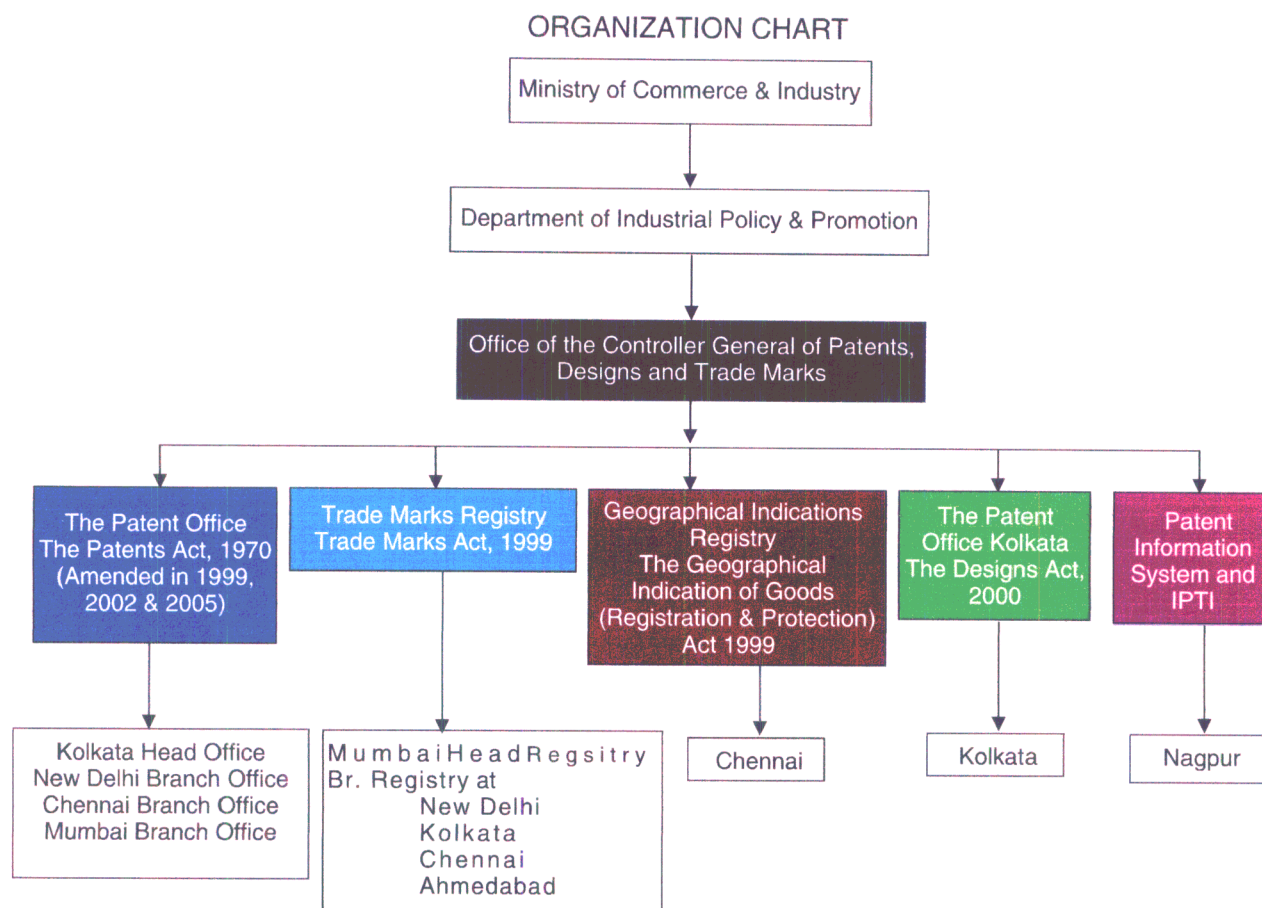
MUMBAI



CHENNAI



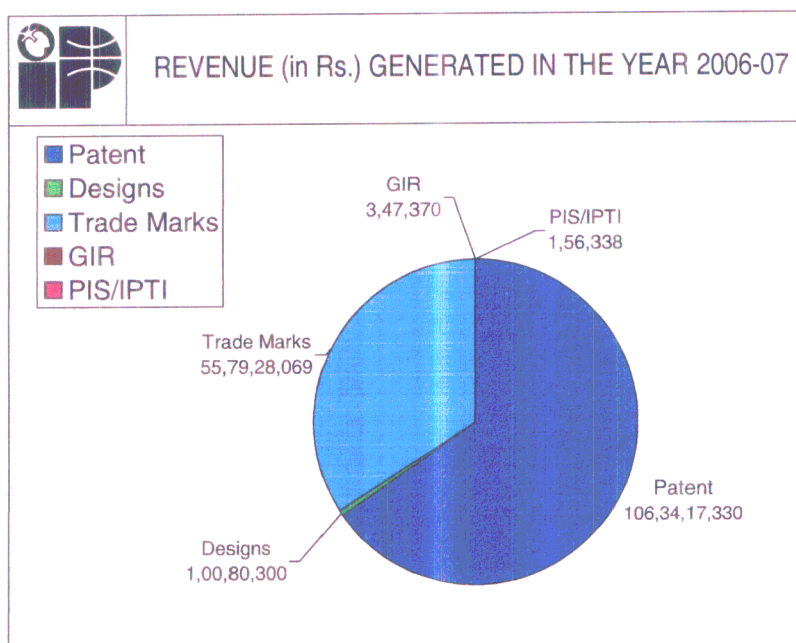
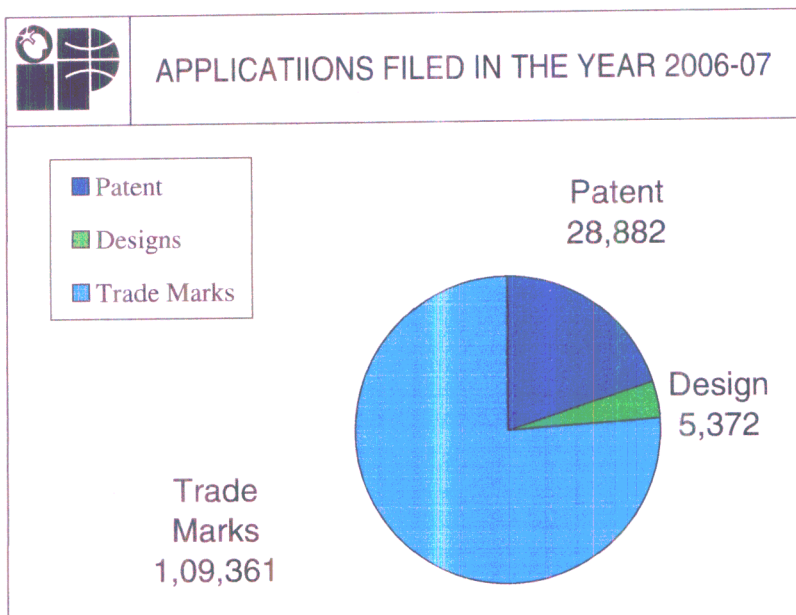
Organizational details with hierarchical position of Intellectual Property offices are given below:



The Office of the CGPDTM is a revenue generating office. During the year 2006-2007, through Intellectual Property (IP) administration, the Patent Office has generated a total revenue of Rs. 107.34 crores (Patents Rs.106.34 Crores & Designs Rs.1.00 crores), the Trade Marks Registry Rs. 55.79 crores , Geographical Indications Registry Rs. 3,47,370 and Patent Information System/Intellectual Property Training Institute Rs. 1,56,338. The non-plan expenditure in respect of the Patent Office (including the Design Wing), the Trade Marks Registry and Geographical Indications Registry was Rs. 9.87 crores , Rs. 4.99 crores and Rs. 26,00,000 respectively. During the year 2006-2007, the total revenue earned by office of the CGPDTM was Rs. 163.19 Crores , while total non-plan expenditure was Rs. 15.13 Crores leaving a revenue surplus of Rs. 148.06 crores. This surplus is 12% more than the corresponding figure of the last year.



STATISTICAL DATA AT A GLANCE



Comparison of the Revenue (in Rs.) generated during the Year 2006-2007 and 2005-2006

Year	2006-2007	2005-2006
Patents	106,34,17,330 + USD 770	93,64,28,079
Designs	1,00,80,300	75,60,563
Trade Marks	55,79,28,069	49,75,09,410
GIR	3,47,370	2,18,090
PIS/IPTI	1,56,338	1,02,911
Total	163,19,29,407	144,18,19,053



COMPARISON OF NON-PLAN EXPENDITURE IN (Rs.) DURING THE YEAR
2006-2007 AND 2005-2006

Year	2006-2007	2005-2006
Patents (Including Designs)	9,87,39,224	5,77,88,309
Trademarks	4,99,70,593	4,82,77,958
GIR	26,00,000	24,98,738
Total	15,13,09,817	10,85,65,005

YEARLY TREND IN PATENT APPLICATIONS

	2002-2003	2003-2004	2004-2005	2005-2006	2006-2007
Filed	11466	12613	17466	24505	28940
Examined	9538	10709	14813	11,569	14119
Granted	1379	2469	1911	4320	7539

YEARLY TREND OF DESIGN APPLICATIONS

	2002-2003	2003-2004	2004-2005	2005-2006	2006-2007
Filed	3124	3357	4017	4949	5521
Examined	3124	3228	4017	4719	5179
Registered	2364	2547	3728	4175	4431

YEARLY TREND OF TRADE MARK APPLICATIONS

	2002-03	2003-2004	2004-2005	2005-2006	2006-2007
FILED	94120	92,251	78996	85699	103419
EXAMINED	249003	89958	72091	79200	85185
REGISERED	11190	39,762	45015	184325	109361

COMPARATIVE TREND OF IPRs GRANTED

	2002-2003	2003-2004	2004-2005	2005-2006	2006-2007
Patents	1379	2469	1911	4320	7539
Designs	2364	2547	3728	4175	4431
Trade Marks	11190	39762	45015	184325	109361
G.I.R.	-	-	11	19	3

Various updated IPR Legislations, highlights of various functions and general activities of different offices under the Office of the Controller General are available in the official web site, <http://www.ipindia.nic.in>

Details of activities of the offices under the Office of the Controller General during the year are furnished hereafter in the following pages under respective heads.

(V. RAVI)
CONTROLLER GENERAL OF PATENTS,
DESIGNS AND TRADE MARKS



INTELLECTUAL
PROPERTY **INDIA**
PATENTS | DESIGNS | TRADE MARKS
GEOGRAPHICAL INDICATIONS

**35TH ANNUAL REPORT
RELATING TO
PATENTS UNDER SECTION 155
OF THE PATENTS ACT, 1970
(AS AMENDED)**



35th ANNUAL REPORT RELATING TO PATENTS UNDER SECTION 155 OF THE PATENTS ACT, 1970 (AS AMENDED)

1. INTRODUCTION

Indian Patent Office has four branches located in the four metros of Kolkata, Chennai, Mumbai & Delhi with distinctive geographical jurisdiction. Kolkata Office is the Head Office. The Patent Office administers the law concerning protection of inventions in the country by way of grant of limited monopoly to the inventors or their assignees. The Patents Act, 1970 as amended governs the grant of patents.

On the subordinate legislation, the Patents Rules, 2003 were first amended by the Patents (Amendments) Rules, 2005, made effective from 1st January 2005. The same was further amended by the Patents (Amendments) Rules, 2006, made effective from 5th May 2006. The highlights of the latest amendments in the Rules are decentralisation of the activities of the Head Office to the Branch Offices, streamlining of procedures to make office functions more user friendly and raising some of the time limits in certain proceedings for submitting documents .

In line with the spirit of the amendment of the Patent law, there has been a conspicuous decrement in the time line of granting of patents. Prior to the amendment and enforcement of the law, granting time was about 6 years on an average, which has now been reduced to less than three years. The patent office has undergone massive digitisation, where all the applications filed after 1st Jan. 2005 have been completely digitised (which includes application details such as classification, name of applicant, country, type of application etc.), front office software (a module) has been operational which takes care of the cash & budget receipt of the new patent applications and auto generation of application number. Moreover any application filed is uploaded to the office server within two days of filing. During the process, partial e-examination has been enabled. Following paragraphs give an outline of the major activities of the patent office as administered under the prevailing patent law.

2. ESTABLISHMENT

There were 171 Group A, 6 Group B, 179 Group C and 69 Group D officers on the strength of the Patent Office as on 31st March 2007. The sanctioned strength of the officers & staff of the Patent office and their actual working strength as on 31st March, 2007 is shown in Appendix – 'A'. Details of the technical field of specialisation of the working Examiners are shown in Appendix –A (1) .

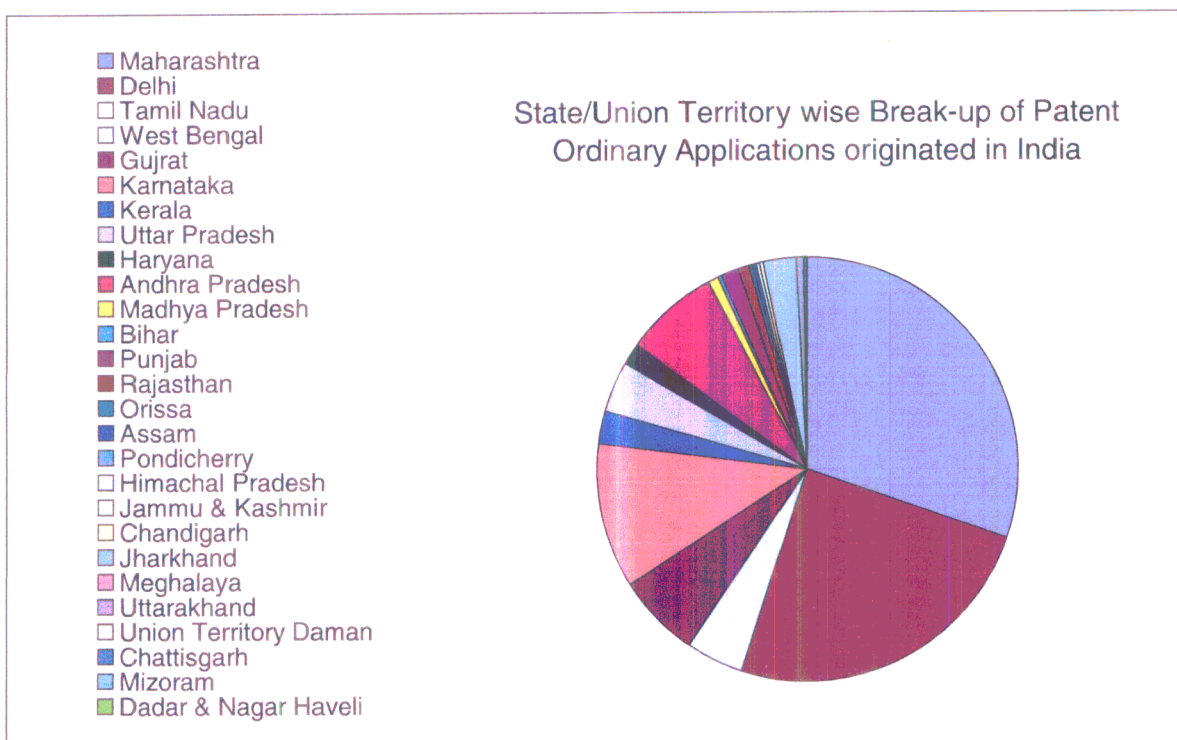
3. PATENT APPLICATIONS

The number of applications for patents filed in 2006-2007 was 28,940 compared to 24,505 applications in 2005-2006 representing an increase of about 19 % in the filing. 7 applications were filed as patent of addition.



The number of applications for patents which originated in India were 5,314 contributing approximately 18% of the total number of applications filed during the year.

Out of the said applications, which originated in India, Maharashtra accounted for the maximum number, followed by Delhi, Karnataka, Andhra Pradesh, Gujarat and West Bengal. The State / Union Territorywise break up figure is as shown in brackets: Maharashtra (1,607), Delhi (1,310), Karnataka (596), Andhra Pradesh (385), Gujarat (337), West Bengal (244), Uttar Pradesh (205), Jharkhand (131), Kerala (128), Haryana (93), Punjab (74), Rajasthan (44), Madhya Pradesh (33), Chandigarh (23), Uttarakhand (17), Tamil Nadu (09), Chattisgarh (17), Bihar (14), Assam (14), Himachal Pradesh (10) etc.



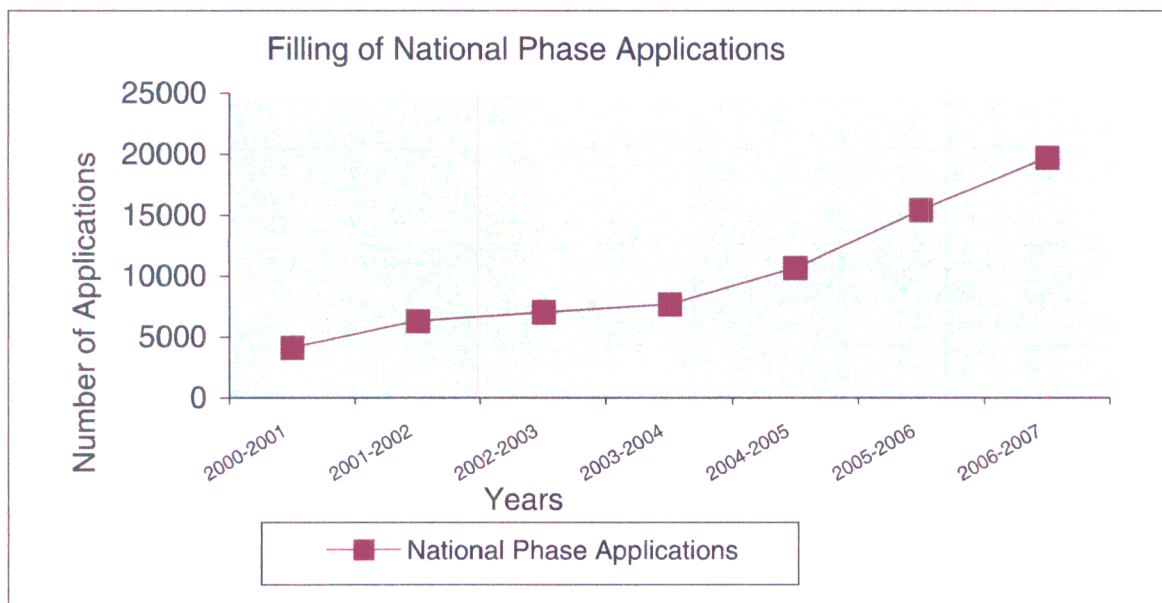
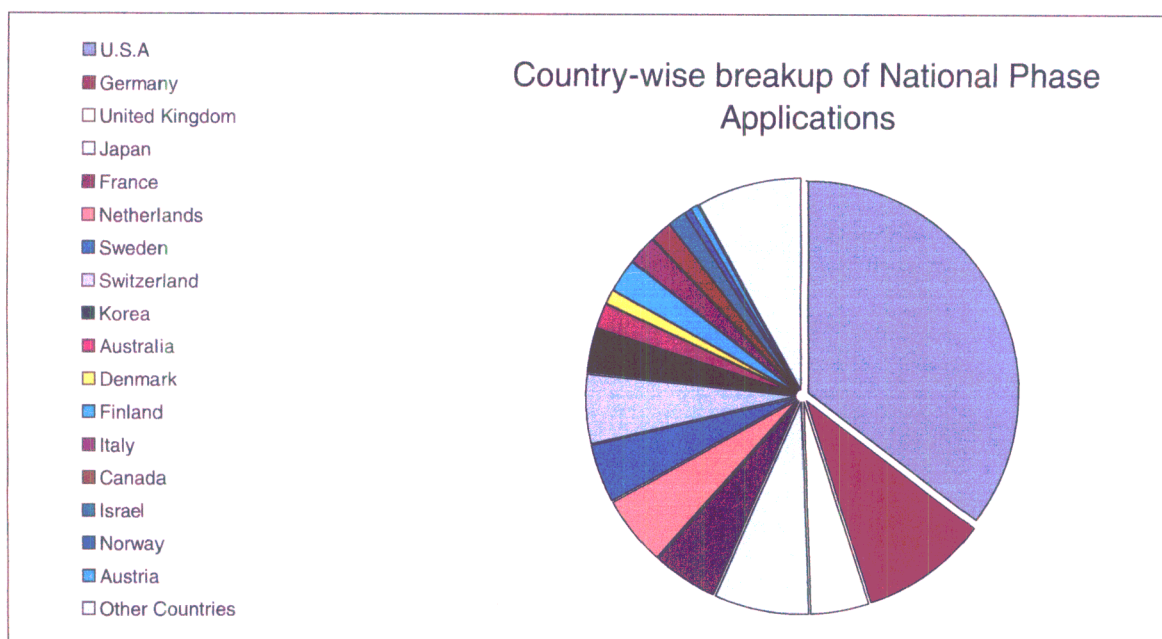
CONVENTION ROUTE

Number of convention applications filed was 3165, decreased by about 10% over the last year total of 3509, as most of the foreign applicants had chosen the PCT National Phase Route.

NATIONAL PHASE THROUGH PCT ROUTE

Majority of the foreign applications were filed through the PCT National Phase route. The number of such applications filed during the year was 19,768; which is about 28% higher as compared with the previous year total of 15,467. The United States of America led with the maximum number of applications followed by Germany, Japan, Switzerland, Netherlands, France, United Kingdom, Sweden, Republic of Korea and Finland etc. The countrywise break-up figures is as shown in brackets: USA (6,955), Germany (1,933), Japan (1409), Switzerland (1,077), Netherlands (1,073), France

(999), United Kingdom (881), Sweden (837), Republic of Korea (647), Finland (477), Italy (417), Australia (390), Canada (347), Israel (275), Belgium (259), Denmark (238), Republic of China (184), Spain (115), Austria (115), Norway (94), etc.



Details of applications for patents received through various routes and classified according to the country and state of origin as against 2005-06 is shown in Appendix 'B'.

The applications for patents received from Indian residents and non-residents through various routes, during the period from 1997-1998 to 2006-2007 are shown in Appendix 'C'.

A table showing the distribution of applications filed subject wise in Chemical, Electrical, Mechanical and General fields etc. during the period from 2002-2003 to 2006-2007 is shown in Appendix- 'D'.

4. PATENTS GRANTED AND IN FORCE

Total number of patents granted during the year was 7,539; out of which 1,907 were granted to Indians. Number of Patents in force was 17,066 as on the 31st March 2007 of these, 3,473 patents stood in the names of Indians. From the total grants 2,526 patents granted on applications relating to Mechanical, 1,989 to Chemicals, 798 to Drug or Medicine, 787 to Electrical, 244 to Food and 869 on General. The number of applications filed, numbers of requests for examination, applications deemed to have been abandoned and applications on which patents were granted and were in force for the years 1997-1998 to 2006-2007 are shown in Appendix 'E'. Number of Patents granted during the last five years from 2002 – 03 under various fields of inventions are shown in Appendix 'F' .

5. PCT INTERNATIONAL APPLICATIONS

India joined the Patent Cooperation Treaty on 7th December 1998. The Patent Office Kolkata acted as the only receiving office (RO/IN) of the international applications for India at the beginning. With the change of Rules, with effect from 19th November 1999 the Branch offices also started receiving the applications on regional basis.

There has been an increasing trend in the international PCT filings over the years. During 2006-07 total filing was 534 as compared with 482 in the previous year, an increase of more than 10%.

Statistics of filing of PCT international applications for the last five years are given below:

Year	Individual	Legal Entity	Total
2002-2003	57	227	284
2003-2004	102	328	430
2004-2005	105	351	456
2005-2006	130	352	482
2006-2007	144	390	534

Major contributors for the PCT international applications during the year were Alembic Ltd(25), Panacea Biotech Ltd(20), Lupin Ltd(17), Cadila Health care Ltd(16), CSIR(15), Pharmed Medicare Pvt Ltd, (15), Jubilant Organosys Ltd(13), Unichem Laboratories Ltd(12), Natco Pharma Ltd(12), Matrix Laboratories Ltd(10), where figures in bracket show the number of applications filed by respective companies.

6. MISCELLANEOUS IMPORTANT PROCEEDINGS UNDER THE ACT/RULES

INVENTIONS IN THE FIELD OF ATOMIC ENERGY: 18 applications were referred to the Department of Atomic Energy during the period under review, out of which 14 applications were cleared during the year and 1 application was found to have attracted prohibition under the atomic energy and was refused.

SECRECY DIRECTION (UNDER SECTION 35): During this period no secrecy direction was imposed by the appropriate authority.

WITHDRAWAL OF APPLICATIONS (UNDER SECTION 11B): 33 applications were withdrawn during the year.



RESTORATION OF LAPSED PATENTS: 48 applications were received for restoration of lapsed patents and 10 applications were restored.

PRE-GRANT OPPOSITION [UNDER SECTION 25(1)]: 44 representations by way of opposition were received under this section. 19 applications were disposed of.

POST-GRANT OPPOSITION [UNDER SECTION 25(2)]: 27 post-grant oppositions were filed during the year and are under processing.

PERMISSION (UNDER SECTION 39): 1,002 permissions were granted under this section for filing applications outside India.

REGISTRATION OF PATENT AGENTS: The qualifying examination for registering patent agents is conducted twice a year. Good response was seen from the candidates appearing for the examination.

38 new registrations were done during this year. Total number of registered patent agents as on 31st March 2007 stood at 869.

7. FOREIGN VISITS AND AWARENESS PROGRAMMES

During the year, 15 Patent Examiners attended the training programmes organised by JPO/APIC held at Tokyo Japan, in the field of Bio-Technology and Computer science, with emphasis on matters relating to Intellectual Property. One Examiner attended a Regional workshop on search and examination in the field of pharmaceutical and bio-medical inventions at Manila, Philippines.

European Union in collaboration with the Ministry of Commerce and Industry, Govt. of India organised week-long workshops, titled EU- INDIA Trade and Investment Development Programme (EU- TIDP) on Intellectual Property Rights (Patents) covering Pharmaceuticals, Chemical, Biotech and Bio informatics in all the Patent Offices in Chennai, Delhi, Kolkata, Mumbai and also at Intellectual Property Training Institute at Nagpur at different times during the year.

The awareness activities on IPR conducted by the Patent Office for the year were brisk. The office took part in about 55 different programmes, seminars, lectures held during this year. The officials of the patent office delivered lectures on IPR in different Institutes, Colleges & Universities in different parts of the country.

Following eminent speakers delivered special lectures for the benefit of the Examiners and Controllers of the Patent Office:

Dr. Leander A. Feiler, Former Advisor, European Patent Office

Mr. Emmanuel Edwin Jelsch, European Patent Attorney

Dr. Malathi Lakshmikumaran, IPR Consultant


Dr. Philip Grubb, IPR Consultant, former IP Counsel, Novartis

Dr. Mohan Dewan, Patent and Trademarks Attorney.

Ms. Ashwini Sandu, Patent Attorney

Mr. S Majumdar, IPR attorney.

Some of the photographs taken during the above programmes are given here.



Kolkata (18th September 2006)




Delhi (6th November 2006)



Nagpur (21st August 2006)



Mumbai 28 August 2006



Chennai (26th September 2006)



8. REVENUE AND EXPENDITURE

Patent Office received a revenue of Rs. 106.34 crores by way of fees on various proceedings under the Act & Rules. During the year the corresponding establishment related expenditure (including Design Administration) was Rs. 9.87 crores. The details of revenue by way of collection of fees on patents are shown in APPENDIX-G.

9. GENERAL INFORMATION

The Scientific & Technical Libraries of the Patent Office at Kolkata and Branches at Mumbai, Delhi and Chennai provided facilities to the public for consultation and reference work. The inventors of different research and industrial organizations and other members of the public as well as the research scholars of different universities increasingly availed the facilities.

During the year patent office received /acquired 55,973 Gazettes from different countries, 15,464 CD ROMs, 5,897 Indian and Foreign books & journals.

About 3,330 persons visited the libraries of the Patent Office to study books etc. to conduct searches through the patent specifications and other publications of the Patent Office in India and abroad. The search rooms and libraries of these offices were appropriately utilized by the scientists/technologists, etc.

Members of the public also availed the free online internet search facility provided by the Patent Office at all its locations.

10. INFORMATION UNDER THE RIGHT TO INFORMATION ACT, 2005

During the year 113 requests were received, and appropriate necessary actions were taken on all the requests. Revenue of Rs. 6284.00 was collected, which included various copying charges.

----- ### -----

STRENGTH OF OFFICERS & STAFFS AS ON 31ST MARCH, 2007

Sl. No.	Name of Post	Category	Sanctioned Strength				Working Strength						
			KOL	MUM	CHE	DEL	TOT	KOL	MUM	CHE	DEL	TOT	
1.	Sr. Jt. Controller of Patents & Designs	Group A	-	-	01	-	01	-	-	01	-	-	01
2.	Jt. Controller of Patents & Designs	Group A	-	-	01	-	01	-	-	01	-	-	01
3.	Dy. Controller of Patents & Designs	Group A	02	02	01	02	07	02	01	-	-	02	05
4.	Asstt. Controller of Patents & Designs	Group A	08	08	08	09	33	08	08	08	07	07	31
5.	Examiners of Patents & Designs	Group A	34	30	42	50	156	30	20	39	44	44	133
		Total	44	40	53	61	198	40	29	49	53	53	171
1.	Hindi Officer	Group B	01	-	-	-	01	01	-	-	-	-	01
2.	Asstt. Librarian & Information Officer	Group B	01	-	-	-	01	01	-	-	-	-	01
3.	Admn. Officer	Group B	01	01	01	01	04	01	01	01	01	01	04
		Total	03	01	01	01	06	03	01	01	01	01	06



STRENGTH OF OFFICERS & STAFFS AS ON 31ST MARCH, 2007

Sl. No.	Name of Post	Category	Sanctioned Strength				Working Strength					
			KOL	MUM	CHE	DEL	TOT	KOL	MUM	CHE	DEL	TOT
1.	Superintendent	Group C	05	03	03	03	14	05	03	03	03	14
2.	Library Information Assistant	Group C	01	01	01	02	05	01	01	01	02	05
3.	Hindi Translator	Group C	02	01	01	01	05	01	-	01	01	03
4.	Photography Assistant	Group C	01	01	01	01	04	01	01	01	01	04
5.	Assistant	Group C	13	08	09	10	40	16	08	07	09	40
6.	Stenographer Grade – I	Group C	-	02	-	01	03	-	02	-	01	03
7.	Upper Division Clerk	Group C	36	05	07	09	57	39	03	06	06	54
8.	Stenographer Grade – II	Group C	04	-	02	01	07	04	-	02	01	07
9.	Junior Stenographer Grade – III	Group C	01	02	-	-	03	01	-	-	-	01
10.	Lower Division Clerk	Group C	24	06	10	15	55	21	-	11	15	47
11.	Hindi Typist	Group C	-	01	-	-	01	-	01	-	-	01
	Total		87	29	34	43	194	89	19	32	39	179



STRENGTH OF OFFICERS & STAFFS AS ON 31ST MARCH, 2007

Sl. No.	Name of Post	Category	Sanctioned Strength				Working Strength					
			KOL	MUM	CHE	DEL	TOT	KOL	MUM	CHE	DEL	TOT
1.	Record Keeper	Group D	01	-	-	01	02	01	-	-	01	2
2.	Duftry	Group D	14	02	02	04	22	14	02	02	04	22
3.	Peon / Messenger	Group D	23	04	06	05	38	23	03	05	05	36
4.	Farash	Group D	03	-	-	-	03	03	-	-	-	03
5.	Durwan	Group D	01	-	-	-	01	01	-	-	-	01
6.	Mali	Group D	01	-	-	-	01	01	-	-	-	01
7.	Chowkidar	Group D	01	-	-	-	01	01	-	-	-	01
8.	Watchman-cum-Durwan	Group D	-	01	01	-	02	-	01	01	-	02
9.	Safaiwala- cum- Farash	Group D	-	01	01	01	03	-	-	01	-	01
	Total		44	08	10	11	73	44	06	09	10	69



DETAILS OF THE TECHNICAL FIELD OF SPECIALISATION OF WORKING EXAMINERS

BROAD TECHNICAL FIELD OF SPECIALISATION	NUMBER OF EXAMINERS
Agriculture	01
Biochemistry	07
Bio-Informatics	01
Bio-Technology	12
B-Pharma	01
Chemistry	32
Civil Engineering	05
Computer Science	05
Electrical Engineering	12
Electronics and Tele Communication Engineering	12
Mechanical Engineering	21
Metallurgy	01
Microbiology	12
Physics	03
Polymer Science	02
Production and Industrial Engineering.	02
Textile Engineering	03
Veterinary	01
TOTAL	133





APPENDIX "B"

FILING DETAILS ACCORDING TO COUNTRY / STATE OF ORIGIN
THROUGH VARIOUS ROUTES FOR
THE YEAR 2006-07 AS AGAINST 2005-06

Country/ State/ Union Territory	Number of Ordinary Applications		Number of Convention Applications		Number of National Phase Applications	
	2006-07	2005-06	2006-07	2005-06	2006-07	2005-06
1	2	3	4	5	6	7
Andhra Pradesh	385	408	-	-	52	-
Assam	14	15	01	-	-	-
Bihar	14	29	-	-	02	-
Chandigarh	23	15	-	-	-	-
Chattisgarh	17	3	-	-	-	-
Dadar & Nagar Haveli	01	-	-	-	-	-
Delhi	1310	1018	03	-	76	-
Goa	-	-	-	-	-	-
Gujarat	337	203	-	1	05	1
Haryana	93	93	-	-	02	-
Himachal Pradesh	10	10	-	-	-	-
Jammu & Kashmir	03	4	-	-	-	-
Jharkhand	131	15	-	-	-	-
Karnataka	596	428	01	-	11	-
Kerala	128	96	-	-	5	-
Madhya Pradesh	33	55	-	-	01	-
Maharashtra	1607	1233	14	26	182	172
Meghalaya	03	-	-	-	-	-
Mizoram	01	-	-	-	-	-
Nagaland						
Orissa	19	-	-	-	-	-
Pondicherry	02	5	-	-	-	-
Punjab	74	29	-	-	-	-
Rajasthan	44	17	-	-	01	-
Tamil Nadu	02	433	-	-	7	-
Union Territory Daman	01	-	-	-	-	-
Uttar Pradesh	205	193	-	-	04	-
Uttarakhand	17	3	-	-	-	-
West Bengal	244	214	04	-	01	-
TOTAL	5314	4521	23	27	349	173

COMMON WEALTH COUNTRIES

	2006-07	2005-06	2006-07	2005-06	2006-07	2005-06
1	2	3	4	5	6	7
United Kingdom	06	11	46	50	881	735
Australia	03	8	11	25	390	339
Canada	06	20	78	116	347	360
Ireland	01	-	-	1	53	35
Sri Lanka	01	-	01	-	02	-
New Zealand	-	-	02	1	37	40
TOTAL	17	39	138	193	1710	1509

NORTH & SOUTH AMERICA

	2006-07	2005-06	2006-07	2005-06	2006-07	2005-06
1	2	3	4	5	6	7
U.S.A.	298	393	1136	1781	6955	5874
Mexico	-	-	-	-	16	9
Venezuela	-	-	-	-	-	-
Brazil	-	4	10	6	40	45
Argentina	-	-	06	1	14	3
West Indies	02	-	09	-	03	5
Panama	-	-	-	1	01	1
Uruguay	-	-	-	-	-	-
B.V. Island	-	-	-	2	06	11
Burmuda	-	-	01	-	11	6
Barbados	-	-	01	-	06	7
Bahamas	-	-	-	1	06	5
Cuba	-	1	-	1	04	22
Costa Rica	-	-	-	-	05	-
Belize	-	-	-	-	09	1
British West Indies	01	-	-	-	-	-
Colombia	-	-	-	-	03	-
British Virginia	-	-	-	-	03	-
Cayman Island	-	-	-	-	01	-
Chile	-	-	-	-	02	-
Other Country of North & South America	03	-	05	-	01	-
TOTAL	304	398	1168	1793	7090	5989

EUROPE

	2006-07	2005-06	2006-07	2005-06	2006-07	2005-06
1	2	3	4	5	6	7
Germany	46	96	350	289	1933	1351
France	15	22	212	178	999	822
Switzerland	63	48	190	127	1077	752
Sweden	04	09	20	62	837	467
Russia	-	-	05	01	40	33
Netherlands	02	08	33	12	1073	817
Italy	16	11	143	73	417	293
Hungary	-	-	-	-	49	17
Austria	02	01	19	14	115	85
Belgium	-	03	09	09	259	140
Denmark	-	01	07	04	238	192
Luxembourg	-	-	-	02	28	37
Yugoslavia	-	-	-	-	-	-
Norway	-	01	05	02	94	60
Spain	-	01	12	07	115	98
Finland	02	03	17	08	477	201
Liechtenstein	-	-	-	01	14	07
Iceland	06	07	01	-	11	04
Portugal	-	-	01	01	10	05
Cyprus	-	-	01	07	06	10
Channel Island	-	-	-	01	-	05
Turkey	01	01	01	-	07	03
Czech Republic	01	01	03	02	14	06
Poland	-	-	-	-	06	07
Estonia	-	-	-	-	-	-
Latvia	-	-	-	-	-	03
Romania	-	-	-	-	02	-
Slovenia	-	-	01	-	15	01
Slovakia	-	-	-	-	01	03
Monaco	-	-	-	-	04	03
Ukraine	-	-	01	-	01	04
Croatia	-	-	-	-	-	08
Greece	-	-	-	-	03	03
Bosnia & Herzegovina	-	-	-	-	-	-
Georgia	-	-	-	-	-	-
Bulgaria	-	-	-	-	-	03
Other EP Countries	-	-	04	-	39	195
TOTAL	162	213	1035	800	7889	5628

AFRICA

	2006-07	2005-06	2006-07	2005-06	2006-07	2005-06
1	2	3	4	5	6	7
South Africa	-	-	02	04	57	48
Swaziland	-	01	-	11	-	29
Mauritius	-	-	-	-	-	02
Tanzam	-	-	-	-	-	-
Malta	01	-	-	-	03	-
Egypt	-	-	-	-	02	03
Other African Country	-	-	-	-	04	-
Total	1	01	2	15	66	82

ASIA

	2006-07	2005-06	2006-07	2005-06	2006-07	2005-06
1	2	3	4	5	6	7
Japan	52	137	426	358	1409	1060
Republic of China	45	32	84	60	184	132
Republic of Korea	22	76	175	145	647	458
Israel	01	05	05	07	275	210
Taiwan	80	98	80	86	13	11
Hong Kong	01	03	07	07	14	09
United Arab Emirates	-	-	01	-	05	01
Thailand	02	04	01	04	-	-
Malaysia	02	03	02	07	12	10
Singapore	-	-	17	04	85	47
Philippines	-	-	-	-	02	01
Saudi Arabia	01	-	-	-	08	03
Kazakhstan	-	-	-	-	02	04
Indonesia	-	-	-	02	-	-
Croatia	-	-	-	-	05	-
Uzbekistan	-	-	-	-	-	01
Nepal	02	-	-	-	-	-
Pakistan	01	-	-	-	-	-
Serbia & Montegro	-	-	-	-	01	-
Lebanon	-	-	-	-	01	-
Other countries	-	01	01	01	02	09
TOTAL	209	357	799	681	2736	1967
GRAND TOTAL	6007	5529	3165	3509	19768	15467

APPLICATIONS FILED FROM RESIDENTS AND NON -RESIDENTS
THROUGH VARIOUS ROUTES FOR LAST 10 YEARS

Applicants	1997-1998		1998-1999		1999-2000		2000-2001		2001-2002		2002-2003		2003-2004		2004-2005		2005-2006		2006-2007	
	1	2	3	4	5	6	7	8	9	10	11	12	13	14	15	16	17	18	19	20
Residents	1926	2247	2206	2179	2371	2693	3218	3630	4521	5314										

Non Residents

Ordinary	8229	6707	2349	2160	1870	1723	1678	3165	1008	693
Convention	-	-	-	-	-	-	-	-	3509	3165
National Phase Application under PCT	-	-	269	4164	6351	7049	7717	10671	15467	19768
GRAND TOTAL	10155	8954	4824	8503	10592	11466	12613	17466	24505	28940

APPENDIX – D

**NUMBER OF PATENT APPLICATIONS FILED DURING LAST FIVE YEARS FROM 2002-03 TO 2006-2007
UNDER VARIOUS FIELDS OF INVENTIONS**

Year	Chemical	Drug	Food	Electrical	Mechanical	Computer/ Electronics	Biotechnology	General	Total
2002-2003	776	966	119	690	1,257		46	562	4,416*
2003-2004	2952	2525	123	2125	2717		23	2148	12613
2004-2005	3916	2316	190	1079	3304	2787	1214	2659	17466
2005-2006	5810	2211	101	1274	4734	5700	1525	3150	24505
2006-2007	6354	3239	1223	2371	5536	5822	2774	1621	28940

* Excluding PCT National Phase Applications





**MISCELLANEOUS INFORMATION RELATING TO PATENTS
DURING THE PERIOD FROM 1997-98 TO 2006-2007**

Year	No. of Applications filed	number of requests for examination	No. of applications deemed to have been abandoned due to non-filing of complete specification under Sec. 9(1)	No. of applications deemed to have been abandoned due to non-compliance under Sec. 21(1)	Number of Patents Granted		No. of patents in force	
					Indian	Foreign	Indian	Foreign
1	2	3	4	5	6	7	8	9
1997-1998	10155		59	803	619	1225	2047	6882
1998-1999	8954		820	804	645	1155	2088	6691
1999-2000	4824		262	1954	557	1324	2200	6458
2000-2001	8503		89	460	399	919	1495	6530
2001-2002	10592		325	1031	654	937	1578	6742
2002-2003	11466		290	1633	494	885	1479	6519
2003-2004	12613	12362	933	1695	945	1524	2075	4331
2004-2005	17466	19001	267	775	764	1147	2200	4657
2005-2006	24505	21926	414	894	1396	2924	4486	11933
2006-2007	28940	20645	694	1121	1907	5632	3473	13593

APPENDIX -F

**NUMBER OF PATENTS GRANTED DURING LAST FIVE YEARS
FROM 2002-03 TO 2006-2007 UNDER VARIOUS FIELDS OF INVENTIONS**

Year	Chemical	Drug	Food	Electrical	Mechanical	Computer/ Electronics	Biotechnology	General	Total
	399	312	67	118	228			255	1379
	609	419	110	396	539			401	2469
2004-2005	573	192	67	245	414	71	71	278	1911
2005-2006	1140	457	140	451	1448	136	51	497	4320
2006-2007	1989	798	244	787	2526	237	89	869	7539



**APPENDIX-“G”****FEEES RECEIVED DURING 2006-07 IN RESPECT OF VARIOUS
PROCEEDINGS UNDER THE ACT AND THE RULES**

Fees collected in respect of	Total Amount Received (Rs.)
1.	2.
(1) Application for Patents- U/S 5(2), 7, 54 or 135.and PCT national phase application u/r 20(1)	581947000
(2) On request for Examination of application for Patent under Section 11(B) Rule 24(B)(1)(i) Rule 20(4) (ii)	195398700
(3) Request for extension of time under various proceedings except u/r 138	9066100
(4) (i) Claim U/S 20(1)	2177500
(4) (ii) Request for direction U/S 20(4) or 20(5)	51000
(5) Notice of opposition to the grant of Patents under section 25	160500
(5A) Application for post dating.	2000
(6) Giving notice that hearing before the Controller will be attended under rule 62(2).	78000
(7) Application U/S 28(2), 28(3), 28(7)	179000



(7A) Deletion of reference from specification	2000
(8) Request for publication under section 11-A(2) and Rule 23-B	4530000
(9) Application U/S 44 for amendment of Patent	56500
(10) Renewal Fees in respect of granted Patents U/S 53.	201960600
(11) Application for amendment of application for Patent/ Complete specification and other documents U/S 57.	6439300
(12) On application for restoration of a Patent under Section 60 including additional fees where applicable.	523000
(13) On application for the entry in the register of Patents of the name of a person entitled to a Patent or as a share or as a mortgage or licensee or as otherwise or for a entry in the Register of Patents of notification of a document under Sections 69(1) or 69(2) and rule 74(1), 74(2) or 74(3).& Rule 90(1) & 90(2)	1025000
(14) On application for alteration of an entry in the register of Patents or Register of Patent Agents under rule 94(1) or rule 118	211300



(15) On request for entry of an additional address for service in the register of Patents under rule 94(3)	24000
(15A) converting patent of addition to independent patent	6000
(16) On application for registration as a Patent agent under rules 109(1) or 112	328000
(16A) Restoration of agent name in the register- form-23	2000
(17) On request for appearing in the qualifying examination under rule 109(3)	745000
(18) For registration of a person as a Patent Agent under rule 109 or 112	42000
(18A) Duplicate certificate for patent agent.	3000
(19) Continuation fee for continuation of the name in the Register of Patent Agents	1065500
(20) On request for correction of clerical error Under Section 78(2)	55000
(21) On application for review or setting aside the decisions/ order of the Controller Under Section 77(1) (f) or 77(1)(g)	229000

(22) On application for permission for applying patent outside India under section 39 and rule 71(1)	2606000
(22A) Application for duplicate patent	4000
(23) On request for certified copies Under Section 72 or for certificate Under Section 147 and rule 133	7143000
(24) On request for inspection of register Under Section 72, inspection under rule 27 or rule 38 or rule 74-A	843000
(25) On Request for information Under Section 153	385500
(26) Petition u/r 137, 138	34827000
(27) Transmittal Fee for International Applications.	3236000
(27A) Withdrawal of application	40000
(28) For preparation of certified copy of Priority document and for transmission of the same to the International Bureau.	1585000



(29) For supplying of Xerox copies of the documents	586588+770 USD
(30) Receipts on Postal Charges	13235
(31) Supply of Printed Specification	3400
(32) Supply of Annual Report	24400
(33) Supply of Gazette Of India	35560
(34) Supply of Official Journal	1001600
(35) FORM 14	41000
(36) Miscellaneous receipts	4596047
TOTAL	106,34,17,330 + USD 770



IP
PROMOTION

ANNUAL REPORT 2014
DEPARTMENT OF
DESIGN AND
COMMUNICATION





ANNUAL REPORT RELATING TO DESIGNS UNDER THE DESIGNS ACT, 2000

1. INTRODUCTION:

The Designs Act, 2000 is administered through the Design wing of the Patent Office Kolkata under the Office of the Controller General of Patents, Designs, Trade Marks and Geographical Indications.

The Designs Act 2000 was made effective from 11th May 2001 repealing the earlier Act of 1911. This Act, with corresponding Designs Rules 2001, provides for the registration and protection of industrial designs as an element of intellectual property rights. These include extension of copyright duration of the existing registered designs and miscellaneous post-registration work. It recognizes activities, which are the creation of features of new shape, configuration, surface pattern, ornamentations and composition of lines & colours applied to articles to enhance their visual appeal.

The applications for registration of Designs applied to articles are classified according to International Classification system for better search .

The various activities for comprehensive computerization of the Design wing of the Patent Office have been initiated under the guidance of NIC. Digitisation of the Design applications and preparation of e-Register have already been started.

The modernization project initiated earlier was to cover activities relating to infrastructure upgradation of the design library, integration of information technology in the work processes, generation of awareness on the system & development of human resources. The technical assistance of the World Intellectual Property Organization (WIPO), Geneva was also obtained in this initiative.

A front office software has already been installed to provide the auto generated application number as soon as the design application is filed in any of the offices at Kolkata, Delhi, Chennai & Mumbai. This helps the applicants for obtaining application number instantly on filling application.

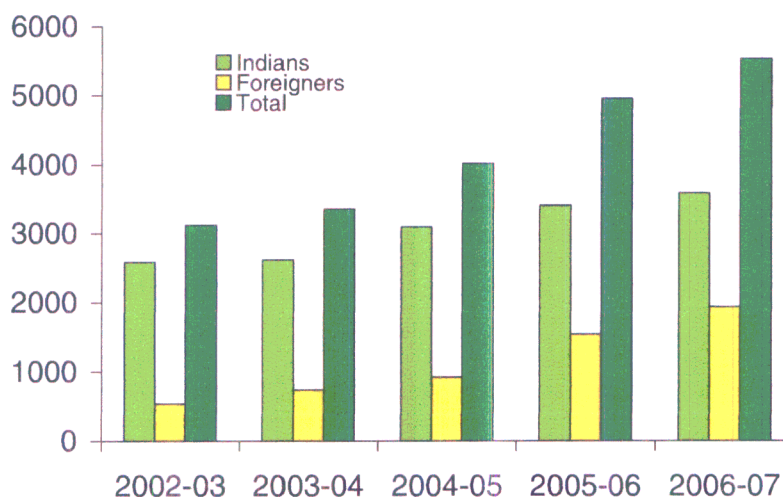
In order to generate awareness about Design related Intellectual Property Rights, a public information programme was taken up and the officers were sent in different workshops / Symposia organized by different agencies. Information brochure has been revised in order to provide more explicit information.

2. DESIGN APPLICATIONS FILED & REGISTERED

The number of applications filed for registration of designs during the year was 5521 showing about 11% increase in comparison to the previous year's total of 4949. The applicants in India filed 3584 applications while the remaining 1937 applications were originated abroad. During the year 341 applications were filed for the registration of textile designs.



Applications filed by Indians and Foreigners



In the case of applications originating from abroad, U.S.A. lead with the maximum number of applications followed by Japan, Italy, Germany, Switzerland, Republic of Korea etc. The country-wise break up figure is as shown in brackets: U.S.A (584) Japan (221), Italy (188), Germany (164), Switzerland (124), Republic of Korea (106), U.K. (98), Spain (83), France (73), Netherlands (70), Republic of China (48), Sweden (32), Finland (29), Taiwan (18), Belgium (12), Singapore (10), Malaysia (10), Hong Kong (10), New Zealand (9), Australia (9), Denmark (6), South Africa (5), Austria (5), Bahamas (4), Israel (4), Canada (4), Brazil (4), Ireland (3), Luxemburg (2), Russia (1) & Bangladesh (1). There were 1,389 applications claiming priority under the reciprocal arrangements between India and other convention countries.

5,180 applications were filed for the registration of non-textile designs during the year 2006-2007. Applications originating in India were 3291 while the overseas applicants in respect of non-textile

designs filed the remaining 1889 applications. Applications for registration of designs in the non-textile category were related mostly to domestic and industrial articles.

3. EXAMINATION OF DESIGN APPLICATIONS

All the applications filed during the period under report, along with 450 pending ones brought forward from the previous year were taken up for examination during the year. 276 applications were not registered on grounds of abandonment and refusal under the Designs Act and the Rules. The number of designs registered during the year was 4431 including applications filed in 2005-2006. Of the designs registered, 2877 applications were originated in India and the remaining 1373 received from abroad. A total of 995 applications remained pending for examination at the end of the year.

4. MISCELLANEOUS PROCEEDINGS

675 applications for extension of copyright in registered designs were received during the year. 82 cases remained pending at the end of the year. 16 applications for restoration of copyright were filed during the year. 8 applications remained pending at the end of the year.

190 requests for furnishing information regarding existence of copyright in designs were received by the office, which were accompanied by representations of article in order to identify the existence of similar registered designs. All the cases were disposed of.

The number of registered designs in force at the end of the year was 43,045 of which 40,059 designs were registered in the names of Indians.

During the year 87 applications for the cancellation of the registered designs were made while 149 applications were pending at the end of the previous year. 12 applications out of these 236 applications were disposed of during the year. Rest of the applications are under processing as per Sec.19 of the Designs Act, 2000 and Rule 29 of the Designs Rules, 2001.

44 hearings were offered in respect of the registration of designs under the Designs Act, 2000 during the year.

The Register of Designs was inspected 108 times during the year.

385 requests of notice for alteration of name, address, and address for service and 51 requests for correction of clerical errors were received during the year. All the requests were disposed of during the year.

110 requests for assignment under section 30 & 30(3) of the Act were filed during the year while 41 cases were pending from the previous year. Out of these 151 cases, 76 cases were disposed of. Remaining requests are under processing.

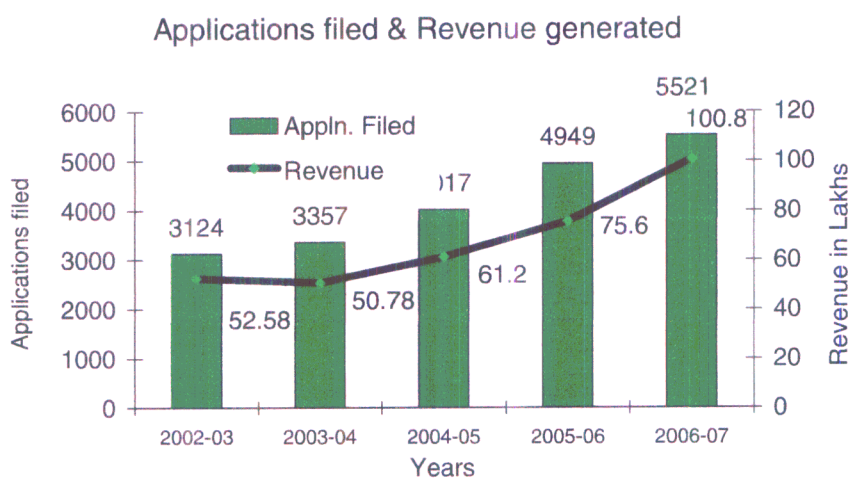
3481 requests for extension of time & condoning irregularity etc. for furnishing evidence etc. were received under Rule 15, 46, 47 & 29(9).

427 requests were received for supplying certified copies under section 17(2), 26 and rule 41. 334 requests were disposed of during the year and the rest are in process. 12 requests were made during the year for rectification of register of Design under section 31 and all the requests were disposed of. No opposition was made under Rule 40. 8 requests were filed for the substitution of names of applicant u/s. 8(1) and the same were disposed of.



5. REVENUE

The revenue generated for the the Patent Office during the year from various fees in respect of design applications and other proceedings under the Designs Act, 2000 and Designs Rules, 2001 amounted to Rs. 1,00,80,300 (Rupees One Crore Eighty Thousands and Three hundred only). Details are shown in Appendix – “A”.



Trend of applications filed and registered during the last 5 years is shown in Appendix – “B” and by origin in Appendix – “C”.

-----#####-----



DESIGNS FEES RECEIVED DURING 2006-2007

APPENDIX A

Description of Documents	No.	Fees (Rs.)	Amount (Rs.)
Applications for registration of Designs under section 5 & 44 of the Designs Act, 2000. (including the Applications received in Delhi, Mumbai & Chennai Patent Offices)	5521	1000	55,21,000
Applications to extend copyright under section 11(2)	675	2000	13,50,000
Miscellaneous other fees received under the Designs Act, 2000 & Design Rules, 2001			32,09,300
GRAND TOTAL			1,00,80,300

APPENDIX B


TREND OF APPLICATIONS FILED AND REGISTERED

Year	Filed	Registered
2002-03	3124	2364
2003-04	3357	2547
2004-05	4017	3728
2005-06	4949	4175
2006-07	5521	4250

APPENDIX C

TREND OF APPLICATIONS FILED AND REGISTERED BY ORIGIN

Year	Filed		Registered	
	Indian	Foreign	Indian	Foreign
2002-03	2589	535	1974	390
2003-04	2619	738	2004	543
2004-05	3093	924	3166	562
2005-06	3407	1542	3439	736
2006-07	3584	1937	2877	1373



INTELLECTUAL
PROPERTY **INDIA**

भारत में विज्ञान, कला, साहित्य, वाणिज्यिक चिह्नों, पेटेंटों, डिजाइनों, रजिस्ट्रार के कार्यालयों, पेटेंट सूचना प्रणाली

48th ANNUAL REPORT RELATING TO
TRADEMARKS UNDER THE
TRADE MARKS ACT, 1999
FOR THE YEAR 2006-07



INTRODUCTION

The purpose of enacting trademark legislation is to provide for the registration and better protection of trademark for goods and services and to prevent the use of fraudulent marks on merchandise in the country. The registration of a trademark confers certain statutory rights on the Registered Proprietor, which enables him to sue for infringement of the trademark irrespective of whether or not the mark is used. This is in addition to the common law right to sue for passing off. The Trade Marks Registry administers the Trade Marks Act, 1999 and the rules framed there under. The Act and Rules came into force on 15th September, 2003. The Head Office is located at Mumbai and branch offices at Delhi, Kolkata, Chennai and Ahmedabad.

With the growing awareness about IPR in general and trade marks in particular in the country, the role and responsibilities of Trade Marks Registry has progressively increased. This role is expected to further expand with the introduction of protection of trade marks for services, well known marks, collective marks, provision for multi-class filing etc under the Trade Marks Act, 1999. The registry is also in the process of switching over to Web enabled services including e- filing through payment gateway.

The Registry is also entrusted with the responsibility to closely follow at the international level the deliberations of the WIPO Standing Committee on Trade Marks and provide inputs on emerging issues relating to protection of Domain names and International Non-Proprietary names. The Trade Marks Registry also undertakes activities relating to awareness generation in the field of IPR from time to time.

Box 1: Operational Highlights

Items	2005-06	2006-07
Applications filed for Registration	85,669	1,03,419
Number of Application advertised in the Trade Marks Journal	1,58,665	1,04,260
Number of trade marks registered	1,84,325	1,09,361
No. of marks in respect of which registration was renewed	7,805	15,969
Request for search	1,17,388	1,38,947
Request for preliminary advice regarding distinctiveness	50	50
Certificates issued under Section 45(1) of the Copyright Act of 1983	2,242	1,523
Income	49,75,09,410	55,79,28,069

TRADEMARKS APPLICATIONS FILING TREND

The trend of applications being filed for registration of trademarks in India has shown a steady increase. In 2006-07 the number of applications filed by Indians was 88,210 and applications originating from applicants abroad was 15,209.

Trend of Applications filed 2002-03 to 2006-07

Year	Indian Applicants	Foreign Applicants	Total
2002-03	88,190	5,930	94,120
2003-04	76,801	15,450	92,251
2004-05	63,906	15,090	78,996
2005-06	73,308	12,361	85,669
2006-07	88,210	15,209	1,03,419

As in the previous years the largest number of applications for registration of trade marks were received in respect of goods in Class 5 (Pharmaceuticals, Veterinary And Sanitary Substances etc.).

A statement showing the class wise distribution of the applications is given in the Appendix 'A'

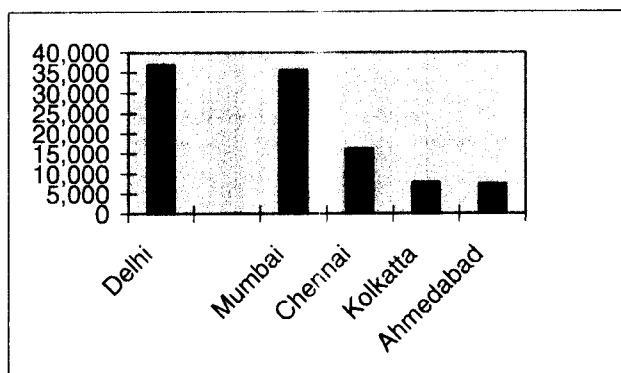
Box 1: Trends in applications filed for different types of Trade Marks

Item	2005-06	2006-07
Word Marks	66,828	67,633
Device Marks	18,218	35,631
Number Marks	203	79
Letter Marks	391	74
Letter And Numeral	29	2
Combination Mark	Nil	nil
Others	nil	nil
Total	85,669	1,03,419

In comparative term there was an increase of 17,750 numbers of applications over the previous year. The volume of work has increased considerably.

The maximum number of applications were filed at Delhi branch of the Registry (36,813) followed by the branches at Mumbai (35,476), Chennai (16,017), Kolkata (7,753) & Ahmedabad (7,360)

TRADE MARKS APPLICATION FILING TREND BRANCHWISE 2006-2007





During the year, the Registry received 1,38,947 request for search of trade marks. All 1,38,947 requests were disposed off. The number of requests seeking the Registrar's preliminary advice under section 133(1) of the Act and rule 23 during the year was 50. All 50 requests were disposed of by the Registry.

1,04,260 Applications for registration of trade marks were advertised in the Trade Marks Journals compared with 1,58,665 during the preceding year. The trend of Trademarks applications filed , examined and registered are shown in ANNEX 1A and the trend of trade marks applications published in the Trade Marks Journal in the preceding five years is shown in ANNEX 1B.

The Registry also dealt with legal proceedings which were primarily opposition and rectification under the Act and rules. 18,058 Notices of Opposition to registration of trade marks and 407 applications for rectification of the register were filed. Out of these 5,035 Notices of Opposition and 146 applications for rectifications of the register were filed at the Head Office at Mumbai and the rest at the branch offices at Kolkata, Chennai , New Delhi and Ahmedabad.

During the year, 3,329 hearings were posted in respect of opposition, rectification and interlocutory petitions and 90401 hearings were posted in respect of applications for registration of trade marks. Out of this 2,327 opposition, rectification and interlocutory petitions and 64,557 applications for registration of trade marks were finally disposed off.

Details of hearings posted at the Trade Marks Registry, Mumbai and its branch offices at Kolkata, Chennai, Ahmedabad and Delhi are given in Appendix 'B'

161 Appeals against orders of the Registrar and Hearing Officers were filed. Out of this 19 Appeals were disposed off. With the coming into force of the Trade Marks Act, 1999 appeals against the orders and decisions of the Registrar and other Hearing Officers lie with the Intellectual Property Appellate Board located at Chennai

3 complaints under section 81 regarding false representation of trade marks as registered were received during the year under report. All cases have been disposed off.

REGISTRATION

During 2006-07, the number of trade marks registered was 1,09,361 as against 1,84,325 during the preceding year. Classwise statement of the number of marks registered during the year is given in Appendix 'C' and 'C1'

The number of registered trade marks renewed during the year was 15,969. Assignment of 888 trade marks with or without goodwill of business were recorded in register. During 2006-07, 703 entries were made in the register involving alteration of names, business address etc. The number of assignment and other alterations notified in the Trade Marks Journal was 1591

Further, 3874 certificates were issued on request for use in legal proceedings or for obtaining registration abroad. Under Section 45(1) of the Copyright Act, 1957 (as amended by Act No. 23 Of 1983), 1,523 certificates were issued for registration of artistic work as copyright during the year.

REVENUE AND EXPENDITURE

The income of the Trade Marks Registry during 2006-07 was Rs.55,79,28,069/- as against Rs. 49,75,09,410/- during the previous year. The expenditure for this year was Rs. 4,99,70,593/- as against Rs. 4,82,77,958/- during the previous year.

Sl.No.	Year	Revenue Rs.(in crore)	Expenditure Rs.(in crore)
1	2002-03	4.75	4.09
2	2003-04	27.06	4.49
3	2004-05	37.95	4.58
4	2005-06	49.75	4.83
5	2006-07	55.79	5.00

GENERAL

Staff

The Trade Marks Registry has a sanctioned staff strength of 287. This includes 27 posts of Examiners on contract basis sanctioned in 2002 for strengthening the Registry as part of the administrative support for the office. Details of sanctioned posts and actual working strength as on 31st March 2007 is indicated in Appendix 'E' and 'E1'. There are 28 Group 'A' Posts and 30 Group 'B' Posts, 140 Group 'C' Posts and 62 Group 'D' Posts which are distributed between the Head Office at Mumbai and branch offices at Kolkatta, Chennai, New Delhi and Ahmedabad. In order to provide technical support for the IT related components, four senior posts for the EDP Section have been sanctioned are placed at the disposal of the Director General of the National Informatics Centre (NIC) for providing computer professionals for the Registry. Under the Trade Marks Act, 1999, the new post created by the Government includes 3 Group 'A' Posts, 6 Group 'B' Posts, 6 Group 'C' Posts and 1 Post of Group 'D'.

During the period under reports 2,39,842 letters were received and 2,69,865 letters were issued by the Trade Marks Registry. The number of persons who called at the Registry during the year for information relating to filing of applications for registration of trade marks and other proceedings was 12,767.

During the year under the reports the number of requests received under the Right to Information Act, 2005 was 128 and number of requests have been disposed off was 128.

Main feature of the Trade Marks Act, 1999

Box 2 : Main Features Of The Trade Marks Act, 1999

- Inclusion of services in the definition of trade mark.
- Provision for registration of collective mark.
- Establish a single register of trade marks instead of two parts Part-A and Part-B
- Provision for single application for registration in more than one class of goods and/or services
- Increase in initial term of registration of trade mark from 7 to 10 years
- Providing a grace period of six months for payment of renewal fees.
- Amplification of circumstances in which validity of registration can be contested
- Delegation of powers to the Registrar for disposing off certain applications
- Harmonizing penal provisions of the trade marks law with copyright law
- Provisions for establishment of an Appellate Board

MODERNISATION PROJECT

To strengthen the infrastructure of the Trade Marks Registry, Government had approved a Project at the cost of Rs. 8.59 Crores. In all a sum of Rs. 5.17 Crores was utilized under the IXth Plan for Strengthening the infrastructure of Trade Marks Registry.

Xth Plan :

A Xth Plan project for modernisation of the Trade Marks Office in the country was initiated with an outlay of Rs.843 lacs. The main components of the Project includes the following:

Liquidation of backlog, Strengthening of infrastructural Support, Public Outreach Programme, Automation Support System.

Considerable progress was made particularly in the component relating to Liquidation of Backlog. A mid-term review of the Xth Plan was made and the Plan outlay for Trade Marks Registry was enhanced to Rs.16 Crores with the objective of implementing a Total IT solution for the Trade Marks Registry, which would provide E-commerce, payment gateway and establishment of web-enabled services. Adequate safeguards have been taken to ensure successful implementation including service level agreement and payment in a phased manner.

In order to provide outreach services through the electronic media, the Trade Marks Registry launched its Website www.ipindia.nic.in which provides valuable information to the users relating to (A) The Trade Marks Act, 1999, (B) The Trade Rules 2002 (C) Application Forms and Procedure for Registration (D) Details about Trade Marks Registry and its offices etc. (E) Hearing Notice and also provides a frequently asked



questions page. This website is proposed to be upgraded over a period of time to include processing of on-line requests and facilitate on-line filing of applications.

The Registry continued to provide inputs to the Department of Industrial Policy & Promotion in the matters relating to issues before different committees of the World Intellectual Property Organization and the World Trade Organization relating to different International Conventions and Agreements as well as matters of policy of national importance.

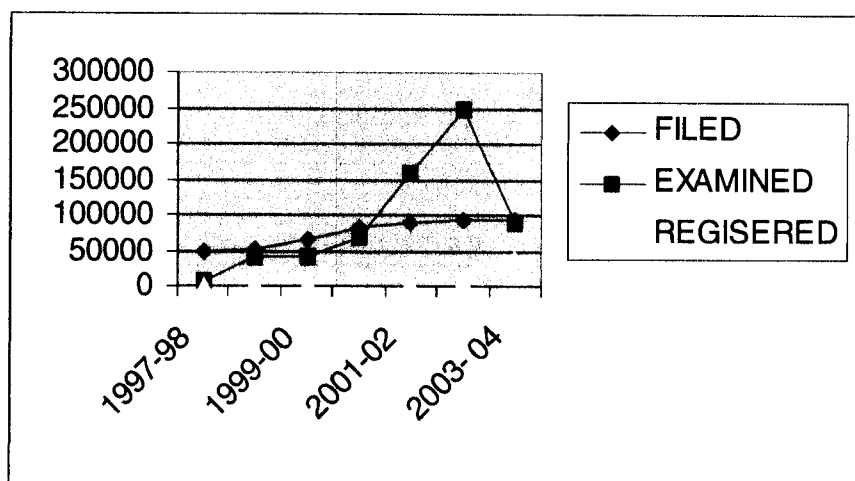
-----#####-----



RECENT TRENDS IN TRADE MARKS APPLICATIONS

	2001-02	2002-03	2003-04	2004-05	2005-06	2006-07
FILED	90236	94120	92251	78996	85699	103419
EXAMINED	159735	249003	89958	72091	77500	85185
REGISTERED	6204	11190	39762	45015	184325	109361

RECENT TRENDS IN TRADE MARKS APPLICATIONS



TRADEMARKS PUBLISHED IN THE JOURNAL

Sl. No.	Year	No. of Trade Marks published in the Journal
1.	2006-2007	1,04,260
2.	2005-2006	1,58,665
3.	2004-2005	1,47,490
4.	2003-2004	2,09,587
5.	2002-2003	52,110

STATEMENT SHOWING CLASS-WISE DISTRIBUTION OF APPLICATIONS FOR REGISTRATION OF TRADE MARKS FROM 1ST APRIL, 2006 TO 31ST MARCH, 2007

Class as per the IVth Schedule TM, Rules 2002	GOODS	Number of applications Filed	Percentage of total filing
1	Chemical products used in industry, science, photography, agriculture, horticulture, forestry, manures etc.	1696	1.64
2	Paints and Varnishes	923	0.89
3	Perfumery, cosmetics etc.	3897	3.77
4	Industrial Oil and Greases (Other than edible Oil) etc.	523	0.51
5	Medicinal, Pharmaceuticals, Veterinary and Sanitary substances etc.	16852	16.29
6	Un-Wrought and partly-wrought common metal and their alloys etc.	1731	1.67
7	Machines and Mechanic Tools, Motors, etc.	3185	3.08
8	Hand Tools and Instruments etc.	524	0.51
9	Scientific, Nautical, Surveying and Electrical apparatus etc.	6328	6.12
10	Surgical, Medical, Dental And Veterinary Instruments, apparatus etc.	1140	1.10
11	Installation for Lighting, Heating etc.	2269	2.19
12	Vehicles and their parts, apparatus, Locomotion by land, air & water	1994	1.93
13	Fire arms, ammunition and projectiles, etc.	184	0.18
14	Precious metals and their alloys, etc.	1248	1.21
15	Musical instruments (other than talking machines and wireless apparatus)	181	0.17
16	Paper and Paper Articles, Stationery, Printed Matters etc.	4184	4.05
17	Gutta Percha, India Rubber etc.	1280	1.24
18	Leather and Imitation of Leather etc	809	0.78
19	Building Materials etc.	1869	1.81
20	Furniture, Mirrors etc.	899	0.87
21	Small Domestic Utensils etc.	1088	1.05
22	Ropes, Strings etc.	300	0.29
23	Yarns and threads	422	0.41



24	Tissues (Piece goods) etc	1814	1.75
25	Clothing including Boots, Shoes and Slippers	5268	5.09
26	Laces and embroidery, Ribbons and braids etc.	454	0.44
27	Carpets, rugs, mats etc.	303	0.29
28	Games and Playthings etc.	735	0.71
29	Meat, Fish, Poultry etc.	2149	2.08
30	Coffee, Tea, Cocoa etc.	5490	5.31
31	Agricultural, Horticultural and Forestry Products and Grains not included in other classes	1775	1.72
32	Beer, Ale and Port, Mineral and Aerated Waters and Other Non-Alcoholic drinks not included in other Classes	1618	1.56
33	Wines, Spirits and Liqueurs	843	0.82
34	Tobacco, Raw or Manufactured, Smokers Articles, Matches.	1550	1.50
35	Advertising, business management, business administration, office functions	4857	4.70
36	Insurance, financial affairs; monetary affairs, real estate affairs	2150	2.07
37	Building construction; repairs; installation services	1947	1.88
38	Telecommunications	1449	1.40
39	Transport, packaging and storage of goods; travel arrangement	1228	1.19
40	Treatment of materials	428	0.41
41	Education; providing of training, entertainment; sporting and cultural activities	4518	4.37
42	Providing of foods and drink; temporary accommodation, medical, hygienic and beauty care; veterinary and agricultural services; legal services; scientific and industrial research, computer programming; services that cannot be classified in other classes	6397	6.19
	Multiple classes	4920	4.76
	Total	103419	



APPENDIX "B"

LEGAL PROCESSES (OPPOSITIONS/RECTIFICATION/INTERLOCUTORY PETITIONS AND HEARINGS) 1ST APRIL 2006 TO 31ST MARCH, 2007

SR. No.	Place of Hearing	Oppositions/ Rectifications Interlocutory Petitions filed	Hearing of opposition/rectification/ I.P	Application hearing
1	Mumbai	5181	171	18500
2	Kolkata	1579	2088	8350
3	Chennai	3007	168	15142
4	Delhi	6522	372	38745
5	Ahmedabad	2172	530	9664
TOTAL		18461	3329	90401



APPENDIX "C"

TRADE MARKS REGISTERED CLASSWISE IN THE REGISTER FROM
1ST APRIL 2006 TO 31ST MARCH, 2007

CLASS	TOTAL	Percentage of total registered
1	2641	2.41
2	1168	1.07
3	5509	5.04
4	817	0.75
5	16641	15.22
6	1893	1.73
7	1961	3.62
8	816	0.75
9	8793	8.04
10	1268	1.16
11	2965	2.71
12	2994	2.74
13	252	0.23
14	1647	1.51
15	217	0.20
16	8294	7.58
17	1463	1.34
18	1081	0.99
19	1820	1.66
20	1190	1.09
21	1551	1.42
22	376	0.34
23	552	0.50
24	2838	2.59
25	6459	5.91
26	590	0.54
27	389	0.36
28	1197	1.09
29	2876	2.673
30	7724	7.06
31	2063	1.89
32	1730	1.58
33	1056	0.97
34	2017	1.84
35	2159	1.97
36	994	0.91
37	942	0.86
38	796	0.73
39	844	0.77
40	283	0.26
41	2370	2.17
42	3864	3.53
Multiple classes	262	0.24
TOTAL	109361	

YEAR-WISE BREAK-UP OF MARKS REGISTERED

1.	Total Number of Registered Trade Marks as of 31 st March, 2007	5,52,221
2.	Total Number of Registered Trade Marks in last 5 years	3,89,653

LAST FIVE YEARS – BREAK-UP

Sl. No.	Year	Numbers of Trade Marks Registered
1	2002-2003	11190
2	2003-2004	39762
3	2004-2005	45015
4	2005-2006	184325
5	2006-2007	109361
	Total	389653

APPENDIX 'D'

 DETAILS OF POST REGISTRATION PROCESSES FROM
 1ST APRIL 2006 TO 31ST MARCH 2007

Entries made in the Register		
1.	Assignments	888
2.	Alterations made for Names, business address and address for service	697
3.	Marks altered	04
4.	Cancellation of marks	Nil
5.	Rectification	Nil
6.	Specification of goods amended	01
7.	Corrections	01
Notification in Trade Marks Journal		
1.	Assignment and Transmissions	888
2.	Alterations of names and business addresses	697
3.	Marks altered	04
4.	Rectification	Nil
5.	Correction	01
6.	Cancellation of marks	Nil
7.	Specification of goods amended	01



APPENDIX 'E1'

WORKING STRENGTH AS ON 31ST MARCH, 2007 IN GROUPWISE

Sl. No.	Group	Total Employees
1.	"A"	14
2.	"B"	21
3.	"C"	126
4.	"D"	56
	Total	217

DETAILS OF STAFF STRENGTH OF TRADEMARKS OFFICE AS ON 31ST MARCH 2007

NAME OF POSTS GROUP 'A' (GAZETTED)	SANCTIONED STRENGTH						WORKING STRENGTH						
	HEAD OFFICE		BRANCHES			HEAD	OFFICE		BRANCHES				
	Mum		Kol	Chen	Del	Ahmbd	Tot	Mum	Kol	Chen	Del	Ahmbd	Tot
1. Controller General of Patents, Designs and Trade Marks	1		-	-	-	-	1	-	-	-	-	-	-
2. Joint Registrar of Trade Marks	1		-	1	1	-	3	1	1				2
3. Deputy Registrar of Trade Marks	2		1	1	1	-	5	-	1	-	-	-	1
4. Assistant Registrar of Trade Marks	5		1	1	1	1	9	-	-	2#	3	2	7
5. Senior Examiner of Trade marks	8		1	1	1	-	11	2	1	1	-	1	5
Total	17		3	4	4	1	29	3	3	3	3	3	15



NAME OF POSTS	SANCTIONED STRENGTH						WORKING STRENGTH					
	HEAD OFFICE			BRANCHES			HEAD OFFICE			BRANCHES		
	Mum	Kol	Che	Del	Ahm	Tot	Mum	Kol	Che	Del	Ahm	Tot
1. Examiner of Trade Marks	20 +13*	1+ 2*	1+ 3*	1+ 7*	1+2*	24+27*	14+7*	2+2*	2#+ 3*	2+5*	-+2*	20+19*
	Group B (Gaze-tted)											
2. Administrative Officer	1	-	-	-	-	1	1	-	-	-	-	1
3. Public Relation Officer	1	-	-	-	-	1	-	-	-	-	-	-
4. Sr. Librarian	1	-	-	-	-	1	-	-	-	-	-	-
5. Personal Asstt.	3	-	-	-	-	3	1	-	-	-	-	1
6. Hindi Officer	1	-	-	-	-	1	-	-	-	-	-	-
Total	27+13*	1+ 2*	1+ 3*	1+ 7*	1+2*	31+27*	16+7*	2+2*	2+3*	2+5*	-+2*	22+19*
1. Superintendent	4	-	1	1	-	6	4	-	1	1	-	6
2. Asstt. Superintendent	7	1	1	1	1	11	7	1	1	1	1	11
3. Asstt. Examiner	14	2	2	2	1	21	13	1	2	2	1	19
4. Jr. Hindi Translator	2	-	-	-	-	2	2	-	-	-	-	2
5. Cashier	1	1	1	1	-	4	1	1	-	-	-	2
6. Librarian	1	-	-	-	-	1	1	-	-	-	-	1
7. Photography Asstt.	1	-	-	-	-	1	1	-	-	-	-	1



8.	Stenigrapher Gr.I	Group C	2	-	1	-	1	-	1	3	2	-	1	-	1	-	3
9.	Stenigrapher Gr II	Group C	3	1	1	1	1	7	2	2	2	1	1	1	1	1	6
10	Stenigrapher Gr.III	Group C	-	1	1	1	-	3	-	-	1	1	1	1	1	-	3
11	Upper Division Clerk	Group C	27	4	3	5	3	42	23	4	3	5	3	3	3	38	
12	Lower Division Clerk	Group C	20	6	7	2	3	38	17	6	8#	1	2	2	34		
13	Hindi Typist	Group C	1	-	-	-	-	1	-	-	-	-	-	-	-	-	
14	Staff Car Driver	Group C	1	-	-	-	-	1	1	-	-	-	-	-	1	-	
	Total		84	16	18	14	09	141	74	15	18	12	08	127			
1.	Record Keeper	Group D	2	1	1	1	-	5	2	1	1	1	-	5			
2.	Gestetner Operator	Group D	1	-	-	-	-	1	1	-	-	-	-	1			
3.	Daftary	Group D	8	3	2	2	1	16	8	3	2	2	1	16			
4.	Peons	Group D	19	3	3	3	2	30	16	2	3	3	1	25			
5.	Farash-Safaiwala	Group D	2	1	1	1	1	6	2	1	1	1	-	5			
6.	Chowkidar	Group D	2	1	1	1	1	6	1	1	1	1	1	5			
	Total		34	9	8	8	5	64	30	8	8	8	3	57			
	A, B, C & D GRAND TOTAL		162+13*	29+	31+	27+	16+	265+	123+7*	28+	31+	25+	14+	221+			
			2*	3*	7*	2*	27*	27*	2*	2*	3*	5*	2*	19*			

* Appointed 27 Examiners on Contract basis w.e.f. 1.03.2006
1 Post of Asst.Registrar, 1 post of Examiner and 1 post of L.D.Clerk have been transferred to GIR, Chennai





INTELLECTUAL
PROPERTY **INDIA**
PATENTS | DESIGNS | TRADE MARKS
GEOGRAPHICAL INDICATIONS

ANNUAL REPORT OF GEOGRAPHICAL INDICATIONS REGISTRY FOR THE YEAR 2006-2007



ANNUAL REPORT OF GEOGRAPHICAL INDICATIONS REGISTRY

The Geographical Indications Registry (GIR) is a statutory organization set up for the administration of the Geographical Indications of Goods (Registration and Protection) Act, 1999, which was brought into force on 15th September 2003. The objectives of the legislation are (a) better protection of intellectual property inherent in geographical indications;(b) giving impetus to Indian exports of goods bearing geographical indications; and (c) meeting the country's obligations regarding protection of geographical indications under the TRIPS Agreement.

As per the Act, geographical indication in relation to goods means an indication which identifies goods as agricultural, natural or manufactured goods originating or manufactured in the territory of a country, or a region or locality in that territory, where a given quality, reputation or other characteristic of such goods is essentially attributable to its geographical origin and in case where such goods are manufactured goods one of the activities of either the production or of processing or preparation of the goods concerned takes place in such territory, region or locality as the case may be.

The Registry is situated at Chennai. The Registry functions under the Registrar of Geographical indications. The Controller General of Patents, Designs and Trademarks is the Registrar of Geographical Indications. The following functions have been envisaged to be discharged by the GIR: (a) Pre-registration advice;(b) Receiving of applications for registration of geographical indication;(c) Processing of applications;(d) Advertisement of applications accepted for registration;(e) Examination of opposition to such registrations(f) Registration(g) Post-registrations matters, such as cancellation and rectification of errors.

The revenue and expenditure statement of the Registry for the reporting year is given in Annexure – I .

The Registry has started receiving applications for Registration since 15th September 2003 and since then the Registry has received a total number of 84 (Eighty Four) applications till date. Filing trend is showing an upward change and is given in Annexure-II .

Thirty Geographical Indications (GIs) have been registered up to 30th March 2007. List of registered GIs (Products), which *inter-alia*, include, Darjeeling Tea, Pochampally Ikat, Chanderi Sarees, Kota Doria, Kancheepuram silk, Mysore Agarbathi, Mysore silk, Madurai Sungudi, Kullu Shawl etc. and shown in Annexure-III .

During the Reporting year a total number of 38 (thirty eight) applications have been received and 3 (three) registration certificates have been issued which is shown in Annexure-IV .

49 (Fourty nine) applications are at different stages of processing as reflected in Annexure-V .



Besides the registration activity, this office is also involved in the promotion of registration activities including dissemination of awareness about the Geographical Indication law in different parts of the country, with focus mainly on coir, handlooms, power looms, garments, rubber, cashew, handicrafts, food processing, sericulture, leather, pottery, other cottage industries, agriculture, horticulture, aquaculture, floriculture, dairying, agro-processing, spirits and wines, textile and jute sectors. Up to 30th of March 2007, 72 (Seventy - two) sensitization seminars / workshops have been conducted out of which 36 (Thirty- six) have been conducted by the Registry individually and 36 (Thirty - six) have been conducted along with external agencies. The Registry officials have participated as faculties in seminars / workshops conducted by external agencies as indicated in Annexure-VI.

Software has been developed according to the workflow of GIR and on-line filing facility is available but without payment gateway. A full-fledged website is in place with limited inter active facility.

The publication of Geographical Indications Journal has been made in-house. A total number of two issues of the Journal have been published during the year and a total number of 11(Eleven) applications have been advertised in these issues.

-----#####-----

**REVENUE STATEMENT**

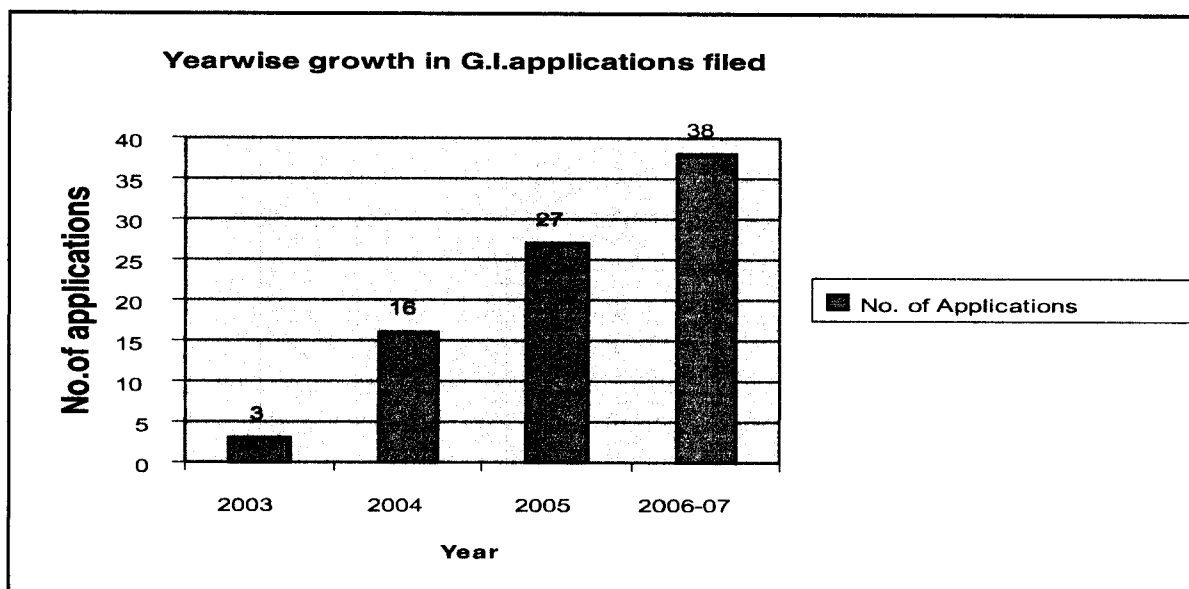
YEAR	APPLICATIONS (Rs)	JOURNAL (Rs)	OTHERS (Rs)	TOTAL (Rs)
2006 - 2007	24,000	75,350	32,020	3,47,370

EXPENDITURE STATEMENT FOR G.I.R 2006 – 07

2006 - 07	Sanctioned Amount	Amount Spent
Non-Plan	Rs.26,00,000/-	Rs.26,00,000/-

G.I. Applications Filed from the year 2003 to 2007

Year	No. of Applications
2003	3
2004	16
2005	27
2006-07	38



Registered Geographical Indications (Products)

Sl. No	Geographical Indication	Product	State	Applicant
01	Darjeeling Tea	Tea	West Bengal	Tea Board, 14, B.T.M. Sarani (Brabourne Road), P.O.Box No.2172, Kolkatta – 700 001
02	Pochampally Ikat	Textiles	Andhra Pradesh	Pochampally Handloom Weavers Co-op Society Ltd., Pochampally Handloom Tie & Dye Silk Sarees Manufacturers Association, Post & Mandal Pochampally, District Nalgonda–508 284. Andhra Pradesh.
03	Chanderi saree	Textiles	Madhya Pradesh	Chanderi Development Foundation, Old Telephone Exchange Building, Rajghat Road, Chanderi, M.P.
04	Kotpad Handloom fabric	Textiles	Orissa	The Orissa State Handloom Weavers Co-op. Society Ltd.,(BOYANIKA) Pandit Jawaharlal Nehru Marg, Bhubaneswar – 751001, Orissa.
05	Kota Doria	Textiles	Rajasthan	Kota Doria Development Hadauti Foundation (KDHF), Sadar Bazaar, Kaithun, District Kota, Rajasthan
06	Kancheepuram silk	Textiles	Tamil Nadu	Department of Handlooms and Textiles, (Government of Tamilnadu) Kuralagam IIInd Floor, Chennai – 600 018
07	Bhavani Jamakkalam	Textile, carpets	Tamil Nadu	Department of Handlooms and Textiles, (Government of Tamilnadu) Kuralagam IIInd Floor, Chennai – 600 018
08	Mysore Agarbathi	Incense sticks	Karnataka	All India Agarbathi Manufacturers Association, FKCCI Building, Kempgowda Road, Bangalore – 560 009

09	Aranmula Kannadi	Metal Mirror	Kerala	Viswabrahmana Aranmula Kannadi Nirman Society, Viswabrahmana Buildings. S. Fort, Aranmula, Kerala.
10	Salem Fabric	Textiles	Tamil Nadu	Salem Exporters Association, 108, Sivanar Main Road, Gugai, Salem – 636 006.
11	Solapur Chaddar	Textiles	Maharashtra	Textile Development Foundation, 79, Jodbasavanna Chowk, Raviwar Peth, Solapur – 413 005
12	Solapur Terry Towel	Textiles	Maharashtra	Textile Development Foundation, 79, Jodbasavanna Chowk, Raviwar Peth, Solapur – 413 005
13	Mysore Silk	Textiles	Karnataka	Karnataka Silk Industries Corporation Limited, (A Government of Karnataka Enterprise), III & IV Floor, Public Utility Building, M.G. Road, Bangalore – 560 001, Karnataka State.
14	Kullu Shawl	Textiles	Himachal Pradesh	H.P. Patent Information Centre, State Council of Science, Technology & Environment, B- 34, SDA Complex, Kasumpti, Shimla – 171009
15	Madurai Sungudi	Textiles	Tamil Nadu	Department of Handlooms and Textiles, (Government of Tamilnadu) Kuralagam IInd Floor, Chennai – 600 018
16	Kangra Tea	Tea	Himachal Pradesh	H.P. Patent Information Centre, State Council of Science, Technology & Environment, B- 34, SDA Complex, Kasumpti, Shimla – 171009
17	Coorg Orange	Horticulture Product	Karnataka	Department of Horticulture, Govt. of Karnataka, Biotechnology Centre, Hulimavu, PB No.7648, Bangalore – 560 076 Karnataka



Annexure – III contd.

18	Mysore Betel Leaf	Horticulture Product	Karnataka	Department of Horticulture, Govt. of Karnataka, Biotechnology Centre, Hulimavu, PB No.7648, Bangalore – 560 076 Karnataka
19	Nanjanagud Banana	Horticulture Product	Karnataka	Department of Horticulture, Govt. of Karnataka, Biotechnology Centre, Hulimavu, PB No.7648, Bangalore – 560 076 Karnataka
20	Mysore Sandalwood Oil	Essential Oil	Karnataka	Karnataka Soaps & Detergents Limited, (A Government of Karnataka Enterprise), Sandalwood Oil Division Mysore, Karnataka State – India & Sandalwood Oil Division, Shimoga, Karnataka State - India
21	Mysore Sandal Soap	Soap	Karnataka	Karnataka Soaps & Detergents Limited, (A Government of Karnataka Enterprise), Sandalwood Oil Division Mysore, Karnataka State – India & Sandalwood Oil Division, Shimoga, Karnataka State - India
22	Bidriware	Handicrafts	Karnataka	Karnataka State Handicrafts Development Corporation Limited, 45, Mahatma Gandhi Road, Bangalore – 560 001
23	Channapatna Toys and Dolls	Handicrafts	Karnataka	Karnataka State Handicrafts Development Corporation Limited, 45, Mahatma Gandhi Road, Bangalore – 560 001
24	Coimbatore Wet Grinder	Wet Grinder	Tamil Nadu	Coimbatore Wet Grinders & Accessories Manufacturers Association, 133, Katoor Street, P.N.Palayam, Coimbatore – 641 037
25	Mysore Rosewood Inlay	Handicrafts	Karnataka	Karnataka State Handicrafts Development Corporation Limited, 45, Mahatma Gandhi Road, Bangalore – 560 001
26	Kasuti Embroidery	Embroidery (Textiles)	Karnataka	Karnataka State Handicrafts Development Corporation Limited, 45, Mahatma Gandhi Road, Bangalore – 560 001



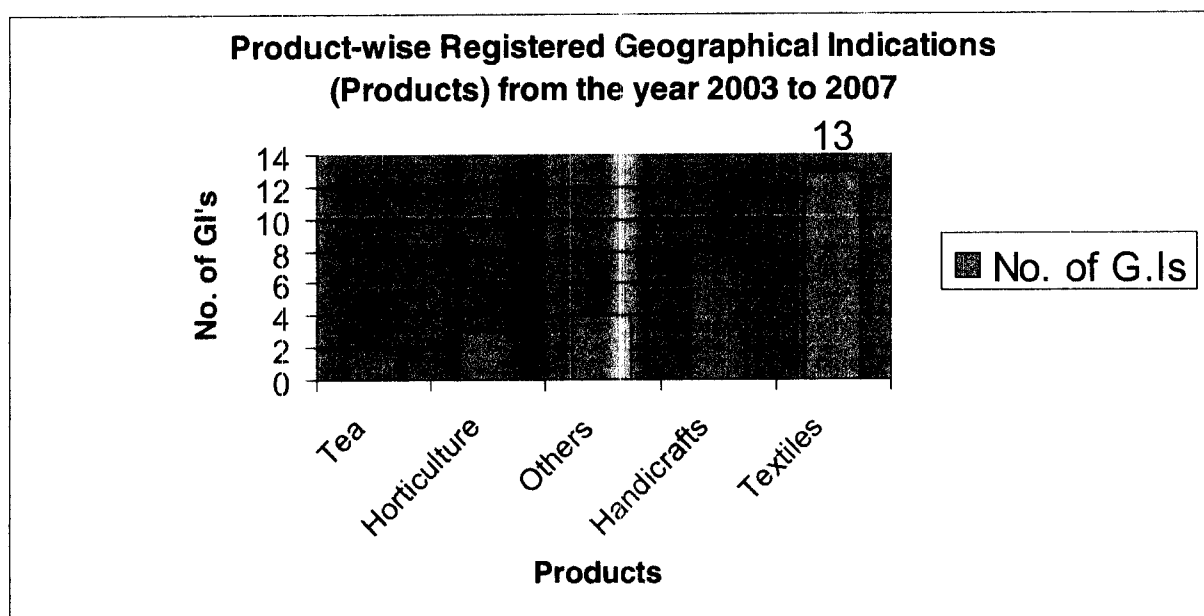
Annexure – III contd.

27	Mysore Traditional Paintings	Paintings	Karnataka	Karnataka State Handicrafts Development Corporation Limited, 45, Mahatma Gandhi Road, Bangalore – 560 001
28	Orissa Ikat	Yarn & Threads Tied and Dyed for Textile Goods Clothing	Orissa	Managing Director, The Orissa State Handloom Weavers Co-op. Society Ltd., (BOYANIKA) Pandit Jawaharlal Nehru Marg, Bhubaneswar – 751001, Orissa.
29	Srikalahasthi Kalamkari	Handicrafts	Andhra Pradesh	Kalamkari Artisans Revival and Upsurge for National Acclaim (KARUNA), Srikalahasthi, Chittoor, Dist. Andhra Pradesh – 517644
30	Kondapalli Bommalu	Handicrafts	Andhra Pradesh	LIGHT (LANCO Institute of General Humanitarian Trust), Lanco House, 141, Avenue 8, Road No.2, Banjara Hills, Hyderabad – 500 034, Andhra Pradesh and (ii) Kondapalli Wooden Toys Manufacturers Mutually Aided Purchase and Sales Co-operative Ltd., Kondapalli, Ibrahimpatnam Mandal, Krishna District, Andhra Pradesh



Registered Geographical Indications (Products)
from the year 2003 - 2007

Product	No. of G.Is
Tea	2
Horticulture	3
Others	4
Handicrafts	8
Textiles	13





Annexure – IV

No. of Application Received	:	38
No. of Applications Examined	:	11
No. of Applications Advertised	:	11
No. of Registration Certificates issued	:	3
List of Registration Certificates issued during the year 2006 - 2007		



PENDING - G.I. APPLICATIONS

Sl. No.	G.I. Appln. No.	Name of G.I.	Goods	State	Applicant
1	6	Payyannur Pavithra Ring (Opposed)	Jewellery	Kerala	Payyannur Pavithra Ring Artisans & Devp Society, Lakshmi Jewellery, Main Road, Payyannur, Kannur District – 670 307
2	14	Basmati Rice	Rice	Harayana Punjab	The Heritage, Shop No: 127, New Anaj Mandi, Tarorari, District Karnal, 132116
3	17	Navara Rice	Rice	Kerala	Navara Eco Farm, Karukamani Kalast, Chittur College, P.O., Palakkad – 678 104, Kerala
4	27	Phulkari (Opposed)	Embroidery	Punjab Haryana Rajasthan	Punjab Small Industries & Export Corporation Ltd., 18, Himalaya Marg, Udyog Bhawan, Sector 17, Chandigarh
6	36	Palakkadan Matta Rice	Rice	Kerala	Palakkadan Matta Farmers Producer Company Limited, Karukamanikalam, Chittur College, P.O., Palakkad – 678104, Kerala.
7	37	Madhubani Paintings	Painting	Bihar	Director of Industries, Vikas Bhawan, Department of Industries, Bihar, Patna.
8	38, 39, 41 & 42	Jam Nagar – Logo (Opposed)	Petroleum Products	Gujarat	Reliance Industries Limited, Maker Chamber-IV, 3 rd Floor, 222, Nariman Point, Mumbai – 400 021
9	40	Krishna Godavari Gas	Gas	Andhra Pradesh	Reliance Industries Limited, Maker Chamber-IV, 3 rd Floor, 222, Nariman Point, Mumbai – 400 021
10	43	PISCO (Convention Country Application)	Alcoholic Beverage	Peru	Embassy of Peru, (Ambassador of Peru to India) C-1/24, Vasant Vihar, New Delhi – 110 057
11	45	Poddar Diamond	Jewellery	Maharashtra	M/s.Poddar Diamond Ltd., 117/212-A, Panchratna, Opera House, Mumbai-400004
12	46	Kashmir Pashmina	Handicrafts	Jammu & Kashmir	Craft Development Institute, Near Silk Factory, Solina Bazar, Srinagar – 190009, Kashmir



13	47	Thanjavur Painting	Painting	Tamil Nadu	Thanjavur Oviya Padugappu Sangam, 17/58, Manojyappa Veedhi, Thanjavur
14	48	Kashmir Sozani Craft	Textiles	Jammu & Kashmir	Craft Development Institute, Near Silk Factory, Solina Bazar, Srinagar – 190009, Kashmir, J&K
15	49	Malabar Pepper	Agricultural Products	Kerala	Spices Board Ministry of Commerce & Industry, Sugandha Bhavan, N.H. Bye-Pass, P.B.No.2277, Palarivattom, Cochin-25
16	50	Allahabad Surkha	Guava	Uttar Pradesh	Diversified Agriculture Support Project, 4 th Floor, PICUP Bhawan, Vibhuti Khand, Gomtinagar, Lucknow – 226 010.
17	51	Kani Shawl	Textiles	Jammu & Kashmir	Craft Development Institute, Near Silk Factory, Solina Bazar, Srinagar – 190009, Kashmir, J&K
18	52	Nakshi Kantha	Textiles	New Delhi	KAARU – KUL FOUNDATION, F-463, (Khasra No.316), Gali No.2, Lado Sarat, New Delhi – 110 030
19	53	Silver Filigree of Karimnagar	Handicrafts	Andhra Pradesh	Karimnagar Silver Filigree Handicrafts Mutually Aided Co-Operative Welfare Society Limited, No.4-5-38, Fathepura, Karimnagar- 505 001, Andhra Pradesh.
20	54	Alleppey Coir	Coir Products	Kerala	Coir Board Ministry of Agro & Rural Industries, Government of India, Cochin
21	55	Muga Silk	Textiles	Assam	Assam Science Technology and Environment Council 3 rd Floor, City Co-operative Building, U.N.B. Road, Silpukhuri,



22	56	Tellicherry Pepper	Agricultural Products	Kerala	Spices Board Ministry of Commerce & Industry, Sungandha Bhavan, N.H.Bye Pass P.B.No.2277, Palarivattom, Cochin-25
23	57	Coconut Shell crafts of Kerala	Handicrafts	Kerala	Development Commissioner (Handicrafts), Ministry of Textiles, Government of India, West Block No.7, R.K. Puram, New Delhi.
24	58	Screw Pine Crafts of Kerala	Handicrafts	Kerala	Development Commissioner (Handicrafts), Ministry of Textiles, Government of India, West Block No.7, R.K. Puram, New Delhi.
25	59	Maddalam of Palakkad	Handicrafts (Musical Instruments)	Kerala	Development Commissioner (Handicrafts), Ministry of Textiles, Government of India, West Block No.7, R.K. Puram, New Delhi.
26	60	Ganjifa cards of Mysore	Handicrafts	Karnataka	Development Commissioner (Handicrafts), Ministry of Textiles, Government of India, West Block No.7, R.K. Puram, New Delhi.
27	61	Navalgund durries	Textiles	Karnataka	Development Commissioner (Handicrafts), Ministry of Textiles, Government of India, West Block No.7, R.K. Puram, New Delhi.
28	62	Karnataka Bronze Ware	Handicrafts	Karnataka	Development Commissioner (Handicrafts), Ministry of Textiles, Government of India, West Block No.7, R.K. Puram, New Delhi.
29	63	Thanjavur Art Plate	Handicrafts	Tamil Nadu	Development Commissioner (Handicrafts), Ministry of Textiles, Government of India, West Block No.7, R.K. Puram, New Delhi.
30	64	Swamimalai Bronze icons	Handicrafts	Tamil Nadu	Development Commissioner (Handicrafts), Ministry of Textiles, Government of India, West Block No.7, R.K. Puram, New Delhi.



31	65	Temple Jewellery of Nagercoil	Handicrafts	Tamil Nadu	Development Commissioner (Handicrafts), Ministry of Textiles, Government of India, West Block No.7, R.K. Puram, New Delhi.
32	67	Molela Clay Idols	Handicrafts	Rajasthan	Development Commissioner (Handicrafts), Ministry of Textiles, Government of India, West Block No.7, RK Puram, New Delhi.
33	68	Kathputlis of Rajasthan	Handicrafts	Rajasthan	Development Commissioner (Handicrafts), Ministry of Textiles, Government of India, West Block No.7, RK Puram, New Delhi.
34	69	Mysore Jasmine	Horticulture	Karnataka	Directory of Horticulture, Department of Horticulture, Govt. of Karnataka, Biotechnology Centre, Hulimavu, P.No.7648, Bangalore – 560 076, Karnataka.
35	70	Udupi Jasmine	Horticulture	Karnataka	Department of Horticulture, Govt. of Karnataka, Biotechnology Centre, Hulimavu, P.No.7648, Bangalore – 560 076, Karnataka.
36	71	Hadagali Jasmine	Horticulture	Karnataka	Directory of Horticulture, Department of Horticulture, Govt. of Karnataka, Biotechnology Centre, Hulimavu, P.No.7648, Bangalore – 560 076, Karnataka.
37	72	Alleppey Green Cardamom	Agricultural Products	Kerala	Spices Board, Ministry of Commerce and Industry, Sugandha Bhavan, N.H. Bye-Pass, P.B. No.2277, Palarivattom, Cochin-25
38	73	Applique – Khatwa patch work of Bihar	Handicrafts	Bihar	Development Commissioner (Handicrafts), Ministry of Textiles, Government of India, West Block No.7, R.K. Puram, New Delhi.
39	74	Sujuni Embroidery of Bihar	Handicrafts	Bihar	Development Commissioner (Handicrafts), Ministry of



					Textiles, Government of India, West Block No.7, R.K. Puram, New Delhi.
40	75	Sikki Work of Bihar	Handicrafts	Bihar	Development Commissioner (Handicrafts), Ministry of Textiles, Government of India, West Block No.7, R.K. Puram, New Delhi.
41	76	Ilkal Sarees	Textiles	Karnataka	Commissioner for Textile Development & Director of Handlooms & Textiles, Government of Karnataka, No. 14/3A, 3 rd Floor, R.P. Building, Nurpatunga Road, Bangalore – 560001
42	77	Molkalmuru Sarees	Textiles	Karnataka	Commissioner for Textile Development & Director of Handlooms & Textiles, Government of Karnataka, No. 14/3A, 3 rd Floor, R.P. Building, Nurpatunga Road, Bangalore – 560001
43	78	Coorg Green Cardamom	Agricultural Products	Karnataka	Spices Board, Ministry of Commerce and Industry, Sugandha Bhavan, N.H. Bye-Pass, P.B. No.2277, Palarivattom, Cochin-23.
44	79	Chamba Rumal	Textiles	Himachal Pradesh	The Himachal Pradesh Patent Information Centre, State Council for Science, Technology, Environment, B-34, SDA Complex, Kasumpti, Shimla – 171009.
45	80	Dharwad Pedha	Food Product	Karnataka	Thakur's Dharwad Pedha Manufacturers Welfare Trust, No.482, Thakur's Building (Near Sri Ram Temple) Line Bazar, Dharwad – 580 001
46	81	Pokkali Rice	Agricultural Products	Kerala	Kerala Agricultural University, K.A.U.P.O., Thrissur Dist. Kerala. Pokkali Land Development Agency,

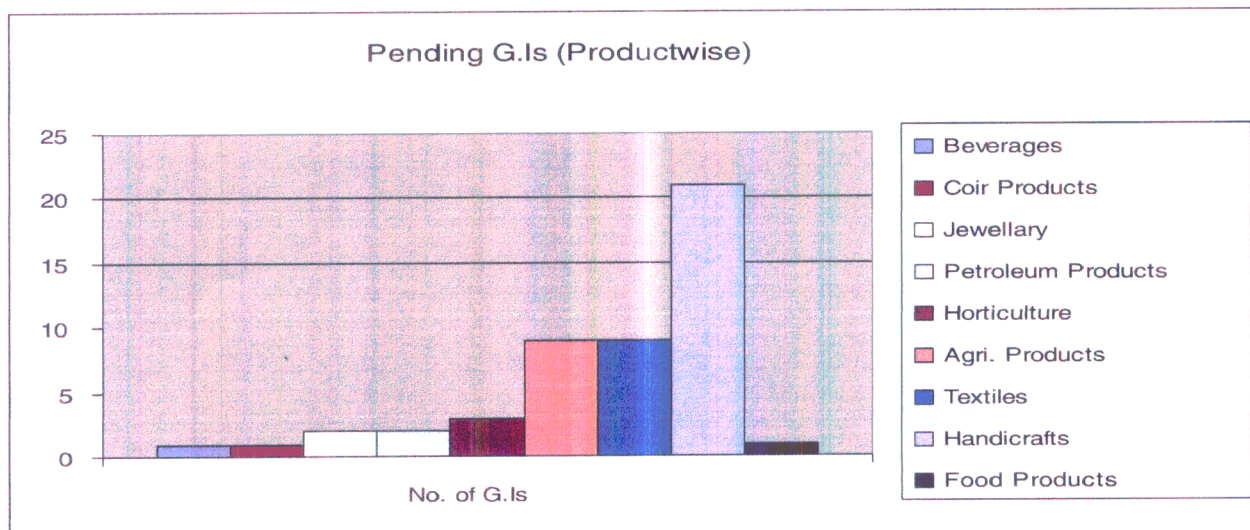


					N.Paravur, Ernakulam Dist. Kerala – 683 513.
47	82	Bastar Iron Craft	Handicrafts	Chhattisgarh	Chhattisgarh Hastshilp Vikas Board, C-35, Ravi Nagar, Raipur, Chhattisgarh State, India.
48	83	Bastar Dhokra	Handicrafts	Chhattisgarh	Chhattisgarh Hastshilp Vikas Board, C-35, Ravi Nagar, Raipur, Chhattisgarh State, India.
49	84	Bastar Wooden Craft	Handicrafts	Chhattisgarh	Chhattisgarh Hastshilp Vikas Board, C-35, Ravi Nagar, Raipur, Chhattisgarh State, India.



Pending Geographical Indications (Products) from the year 2003 - 2007

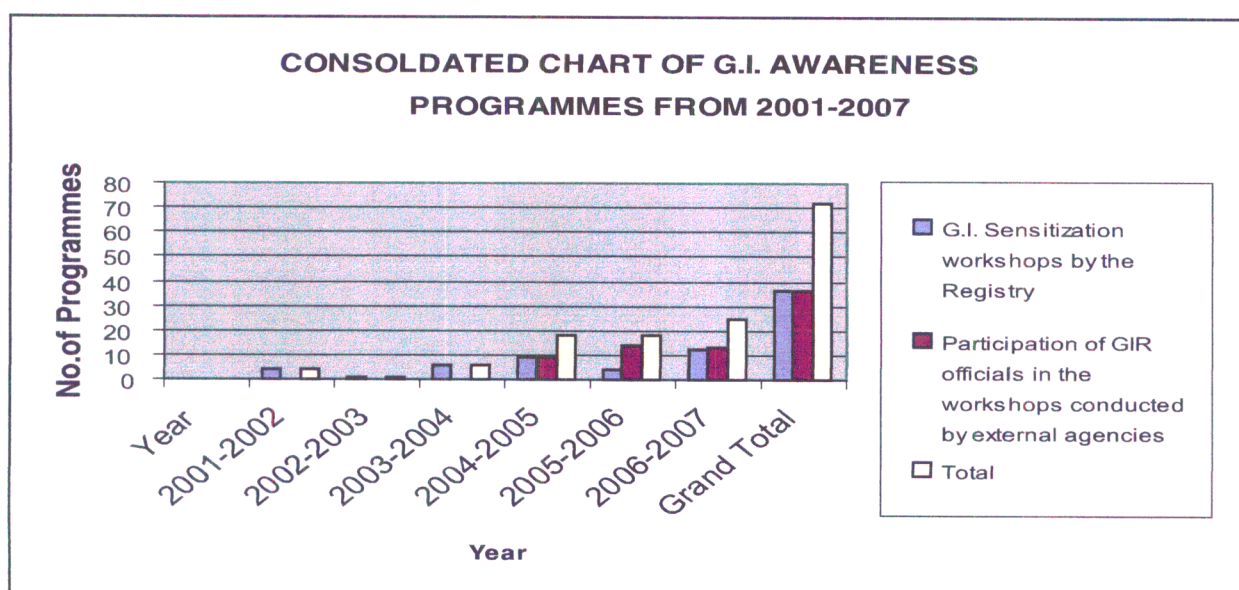
Product	No. of G.Is
Beverages	1
Coir Products	1
Jewellery	2
Petroleum Products	2
Horticulture	3
Agri. Products	9
Textiles	9
Handicrafts	21
Food Products	1





CONSOLIDATED CHART OF G.I. AWARENESS PROGRAMMES FROM 2001-2007

Year	G.I. Sensitization workshops by the Registry	Participation of GIR officials in the workshops conducted by external agencies	Total
2001-2002	4	-	4
2002-2003	1	-	1
2003-2004	6	-	6
2004-2005	9	9	18
2005-2006	4	14	18
2006-2007	12	13	25
Grand Total	36	36	72



PARTICIPATION OF G.I.R OFFICIALS IN THE WORKSHOPS CONDUCTED BY EXTERNAL AGENCIES for the year 2006 – 2007

Sl. No.	Workshop/ Seminar	Date	Venue
1	Workshop on G.I at Bhuvanewar organised by NIFT	12, June, 2006	Bhuvanewar
2	Seminar on Protection and Development of Handicrafts under G.I systems organized by Office of Development Commissioner of Handicrafts Southern Regional Office, Chennai.	31 st July, 2006	Chennai
3	Seminar at Coimbatore on GI organized by Tamil Nadu Agricultural University (TIFAC) – participation.	1 st September, 2006	Coimbatore
4	Seminar at Hyderabad on GI organized by National Institute of Fashion Technology (NIFT) – participation	31 st October, 2006	Hyderabad
5	Workshop at Chennai on Intellectual Property Rights organized by Central Research Institute for Siddha	22 nd November, 2006	Chennai
6	Workshop at Agartala on Geographical Indication organized by TIFAC	8 th December, 2006	Agartala
7	Workshop at Ahmedabad on Geographical Indications organized by NIFT	15 th December, 2006	Ahmedabad
8	Workshop at Tirupathi on Necessity Impact Benefits & Procedures of GI Registration for Handicrafts Sector	20 th December, 2006	Tirupathi
9	Workshop at Bangalore on Biotechnology & Intellectual Property Rights	29 th December, 2006	Bangalore
10	Workshop at Shillong on Intellectual Property Rights organized by Indo – EU Trade & Investment Development Programme	17 th January 2007	Shillong
11	Workshop at Bhubaneswar on Intellectual Property Rights organized by Orissa Investment & Export Promotion Office	31 st January 2007	Bhubaneswar



12	Workshop at Patna on Intellectual Property Rights organized by NRDC on 01.02.07	1 st February 2007	Patna
13	Workshop at Kodaikanal on Intellectual Property Rights & Registration of Trade Marks & Geographical Indications in coordination with NRDC	27 th March 2007	Kodaikanal

G.I. SENSITIZATION WORKSHOPS ORGANISED BY G.I.R FOR THE YEAR 2006-2007

Sl. No.	Workshop / Seminar	Date	Venue
1	G.I. Sensitization Workshop in association with CII	29 th April, 2006	Trivandrum
2	Workshop for Feni producers at Goa in association with Department of Science Technology and Environment	27 th May, 2006	Goa
3	Workshop at Chennai on Intellectual Property Rights organized by Indo – EU Trade & Investment Development Programme (TIDP)	27 th to 29 th November, 2006	Chennai
4	Workshop at Nagpur on Intellectual Property Rights organized by Indo – EU Trade & Investment Development Programme	4 th to 5 th December, 2006	Nagpur
5	Workshop at Dehradun on Geographical Indication in coordination with NRDC	22 nd December, 2006	Dehradun
6	Workshop at Trichy on Geographical Indications organized by Geographical Indications Registry in coordination with Tanners Association & CLRI	5 th January 2007	Trichy
7	Workshop at Bhubaneswar on Geographical Indications in coordination with NRDC	20 th January 2007	Bhubaneswar
8	Workshop at Thrissur on Geographical Indications in coordination with CII	27 th January 2007	Thrissur
9	Workshop at Palampur on Geographical Indications in coordination with NRDC on 17.02.07	17 th February 2007	Palampur
10	Workshop at Ahmedabad on Geographical Indications Sensitization in	9 th March 2007	Ahmedabad

	coordination with NRDC		
11	Workshop at Kolkatta on Geographical Indications Sensitization in coordination with NRDC	17 th March 2007	Kolkatta
12	Workshop at Mysore on Geographical Indications Sensitization in coordination with NRDC	31 st March 2007	Mysore



DETAILS OF STAFF STRENGTH OF
GEOGRAPHICAL INDICATIONS REGISTRY
AS ON 31ST MARCH 2007

SL. NO.	NAME OF POST	SANCTIONED	WORKING STRENGTH
	Gazetted		
1.	Assistant Registrar	1	-
2.	Senior Examiner	1	-
	Total	2	-
	Non Gazetted		
1	Stenographer Grade D	1	1 (on ad-hoc basis)
2	Daftry	1	1
	TOTAL	2	2
	Total of Gazetted & Non-Gazetted	4	2



INTELLECTUAL
PROPERTY **INDIA**
PATENTS | DESIGNS | TRADE MARKS
GEOGRAPHICAL INDICATIONS

ANNUAL REPORT OF THE PATENT INFORMATION SYSTEM AND INTELLECTUAL PROPERTY TRAINING INSTITUTE FOR THE YEAR 2006-07



Patent Information System, Nagpur

Introduction

The office of the Patent Information System was established in 1980 in the city of geographical center of the country, Nagpur.

The PIS maintains a comprehensive collection of patent specifications and patent related literature on a world-wide basis and provides technological information contained in patent or patent related literature through search services and patent copy supply services to various users of R&D establishments, government offices, industries, business man, inventors and other users within India.

Services of PIS, Nagpur

A. Patent Search services

Office of PIS has updated patent search services on demand with effect from 22 October, 2002. In brief following are the search services.

1. State of Art Search
This service provides bibliographic data and abstract of patent document retrieved under particular field of technology as requested by the user.
2. Bibliographic Search
This search provides only bibliographic data of patent documents retrieved.
3. Patent Watch Service
This search provides update of specific technology of patent activity every month.
4. Patent family search/ English equivalent Patent Search
This service provides global picture of protected invention and also provides English language equivalent of the desired patent.
5. Legal status search
This search provides the legal status of the particular patent in India on a given date.
6. Technological monographs.
This service identifies different aspects of a given activity in a particular technical field
7. Patentability search (Excluding Novelty)
By this search user can determine whether a patent application should be filed.
8. Patent infringement Search
This search helps the user in devising strategy for avoiding the risk of infringement.
9. Patent validity Search
This search identify the document likely to have a bearing and validity of a patent granted.
10. Novelty Search
This search determines the novelty of invention for which the patent protection is sought.



11. Technical consultancy for R & D organization of Industry

This service can provide assessment of the requirement of particular organization to solve their specific technical problem.

B. Patent Copy Supply Service

1. PIS, Nagpur is providing the full text of patent documents of foreign countries at the rate of Rs. 300/- per patent document (irrespective of page) available in the PIS, Nagpur.
2. Patent documents of a particular country which are not available in PIS Nagpur , are procured from WIPO, Geneva, on demand @ Rs.30/-.
3. Xerox copy of Indian patent specification are provided at the rate of Rs. 30/- + Rs. 4/- per page.

During the period from 1st April 2006 to 31st March 2007 PIS supplied copies of 293 patent specifications and conducted 102 patent searches. The expenditure incurred upto 31st March 2007 is Rs. 57,32,610 and the revenue earned during this period is Rs. 65,288.

Intellectual Property Training Institute, Nagpur

Intellectual Property Rights like patents, designs, trademarks play an important role in the international trade and commerce and also in industrial, economical and social development of a nation. India has been evolved for regulating grant and exploitation of Intellectual Property Rights. As a result, IPR-related activities have been on continuous increase in our country for the last several years.

The laws governing intellectual property rights are necessarily technico-legal matters. Many complex issues are involved in creation, utilization and meaningful exploitation of Intellectual Rights. As such, there is a need for an effective means for improvement in knowledge.

Intellectual Property Training Institute has been set up at Patent Information System, Nagpur by Ministry of Commerce & Industry, Government of India in Aug 2002 . It is a National Training Center, the only one of its kind in our country, created for catering to the need of providing quality Training and Education in IPRs to various User-Groups so as to enable them to develop I.P system.

Objectives:

The primary objective Intellectual Property Training Institute is therefore to facilitate creation, use, exploitation of Intellectual Property and working of Intellectual Property system.

Training Programmes:

The Intellectual Property Training Institute, Nagpur conducts number of training programmes on Intellectual Property Rights, Patents, Designs and Trade Marks, keeping in view the requirements of actual and potential users of patents and other intellectual property rights systems. The beneficiaries are business professionals, Law professionals & prospective patent/IPR agents, scientific/technical/R&D organizations



engaged in research, Managers and technocrats in industries, Small and medium Entrepreneurs, University professionals, Central and State Govt./Public sector professionals, individual inventors and interested public.

Training courses are mainly categorized into following sections with emphasis on patent system in 1 to 5 days duration training courses

Training programme for examiners of Patents

This courses aim to improve the legal and technical ability of examiners and to enhance the qualitative level of the examination.

5-days training programme for public

The course aims to offer to officials of middle management level comprehensive theoretical as well as practical knowledge concerning industrial property.

Course fee is Rs. 1250/-

3 –Day training programme

These courses aim to offer to officials in related to ministries background knowledge and perspectives on intellectual properties and specifically on patent system.

Course fee Rs 750/-

2-Day training programme

Condensed courses for all the above-mentioned users groups are provided.

Course fee Rs 500/-

1-Day training programme

These courses aims to offer preliminary knowledge on intellectual properties, patent information basics to Educational Institutions, University Teachers, Research Students, Inventors and Members of public.

Course fee Rs 150/-

Faculties:

The Faculties for Training Courses are Experts in Intellectual Property Rights from Patent Office & Trade Marks Registry and also from well-known Organizations in the country.

Intellectual Property Training Institute has conducted 5 – one-day programme, 2 – five days programmes (TIDP), 1 – Four days programmes (TIDP) & 1 – three days programmes during the year 2006-2007 and has generated income of Rs. 91,050/- against the plan expenditure of Rs. 8,20,803.

Officers and staff strength and Performance statement of PIS and IPTI for the year 2006-2007 are attached herewith as Appendix – I & II respectively.

-----#####-----



APPENDIX-1

STATEMENT SHOWING THE SANCTIONED AND WORKING STRENGTH OF
OFFICE OF THE PATENT INFORMATION SYSTEM, NAGPUR

SL. NO.	NAME OF POST	SANCTIONED	WORKING STRENGTH AS ON 31.03.2007
	Gazetted		
1.	Senior Documentation Officer	2	2
2.	Senior Programmer	1	1
3.	Reprography Officer	1	1
	Total	4	4
	Non Gazetted		
1	Office Superintendent	1	1 (post filled on ad-hoc basis w.e.f. 09.01.07 from the post of Stenographer Gr.II)
2	Senior Documentation Assistant	1	1
3	Junior Documentation Assistant	1	1
4	Junior Reprography Assistant	3	3
5	Assistant Superintendent	1	1
6	Store Assistant	1	1
7	Stenographer	2	1 (one Stenographer given ad-hoc promotion of OS)
8	Junior Hindi Translator	1	Vacant
9	Shelf Assistant	1	1
10	Upper Division Clerk	4	4
11	Receptionist	1	1
12	Lower Division Clerk	3	3
13	Hindi Typist	1	1
14	Data Entry Operator	2	2
15	Daftry	2	2
16	Peon	4	3 (1post vacant w.e.f 02.11.06 due to death of Shri Patil)
17	Farash	1	1
	TOTAL	30	27
	Total of Gazetted & Non-Gazetted	34	31



APPENDIX – II

PATENT INFORMATION SYSTEM, NAGPUR

Statement showing the performance of the office of the Patent Information System, Nagpur for the period from 1st April, 2006 to 31st March, 2007

1.	Actual expenditure	(a) PIS (Non-plan) (b) IPTI (plan)	Rs. 57,32,610/- Rs. 8,20,803/-
2.	Revenue towards	(a) PIS (b) IPTI	Rs. 65,288/- Rs. 91,050/-
3.	Supply of Patent copies		293
4.	Patent searches of various types		102
5.	Data Entry for Indian Patents		620
6.	Preparation of study material for IPTI training programmes		271
7.	No. of training programmes conducted		3 - TIDP 5 - one day 1 – three day