



सत्यमेव जयते

ANNUAL REPORT

2008-09

**ANNUAL REPORT OF OFFICE OF THE
CONTROLLER GENERAL OF PATENTS,
DESIGNS, TRADE MARKS AND
GEOGRAPHICAL INDICATIONS**



Contents

Page No

1. CHAPTER-I Overview	05-06
2. CHAPTER-II Trends of IPR-At a Glance	07-12
3. CHAPTER-III 37 th ANNUAL REPORT RELATING TO PATENTS UNDER SECTION 155 OF THE PATENTS ACT, 1970(AS AMENDED)	13-35
1) Introduction	
2) Patent Applications	
3) Patents granted & in force	
4) PCT International applications filed by the Indian Applicants	
5) Miscellaneous important proceeding under the Patents Act & Rules.	
6) Revenue and Expenditure	
7) General Information	
8) Information under the Right to Information Act, 2005	
APPENDIX A - Details of the Technical Field of Specialisation of Examiners working as on 31 st March 2009	
APPENDIX B - Applications for Patent filed in the year 2008-09 as against 2007-08 classified according to Country/State of origin	
APPENDIX C - Applications filed from Residents and Non-Residents through various routes for last 10 years.	
APPENDIX D - Miscellaneous Information relating to Patent During the period from 1998-99 to 2008-09	
APPENDIX E - Number of Patent Applications filed during Last five years from 2004-05 to 2008-09 under various fields of inventions.	
APPENDIX E 1 - Number of Patent Applications filed during 2008-09 under various other & new fields of inventions.	
APPENDIX F - Number of Patent Applications granted during last five years from 2004-05 to 2008-09 under various fields of inventions.	
APPENDIX F 1 - Number of Patent Applications granted during 2008-09 under various other & new fields of inventions.	
APPENDIX G - Fees received during 2008-09 in respect of various proceedings under the Act and the Rules	
4. CHAPTER-IV ANNUAL REPORT RELATING TO DESIGNS UNDER DESIGNS ACT, 2000	36-42
1) Introduction	
2) Designs applications filed & registered	
3) Examination of Design Applications	
4) Miscellaneous Proceedings	
5) Revenue	
APPENDIX A - Revenue on Designs generated during 2008-09	
APPENDIX B - Trend of Applications filed and registered	
APPENDIX C - Trend of Applications filed and registered by origin.	



5. CHAPTER-V 50TH ANNUAL REPORT RELATING TO TRADE MARKS UNDER TRADE MARKS ACT, 1999

43-55

- 1) Introduction
- 2) Trend of Activities during 2008-09
- 3) Trend of filing of Trade Mark Applications
- 4) Trend of applications for different types of Trade Marks
- 5) Class wise filing trend
- 6) Branch wise filing trend
- 7) Registration of Trade Marks and other activities
- 8) Class wise statement of the number of Trade Marks Registered
- 9) Revenue & Expenditure
- 10) Main features of the Trade Marks Act, 1999

- APPENDIX I - Trends in Trade Marks Applications for last 5 years.
APPENDIX II - Number of Trade Marks Published during the 5 years.
APPENDIX III - Details of hearing posted at various Trade Mark Offices from 1st April 2008 to 31st March 2009
APPENDIX IV - Trade Marks Registered during the last 5 years.

6. CHAPTER-VI 7TH ANNUAL REPORT OF GEOGRAPHICAL INDICATIONS REGISTRY

56-65

- 1) Introduction
 - 2) Details of the GI Registry
- ANNEXURE I - Details of GI Applications filed as on 31st March 2009
ANNEXURE II - GI Applications Registered from 1st April 2004 to 31st March 2009
ANNEXURE III - Details of Awareness Programmes
ANNEXURE IV - Revenue Statement
ANNEXURE V - Expenditure Statement (Non-Plan)

7. CHAPTER-VII ANNUAL REPORT OF PATENT INFORMATION SYSTEM AND NATIONAL INSTITUTE OF INTELLECTUAL PROPERTY MANAGEMENT

66-71

Patent Information Service (PIS)

- 1) Introduction
- 2) Service offered
- 3) Fee Structure of services offered
- 4) Activities during the year 2008-09

National Institute of Intellectual Property Management (NIIPM)

- 1) Introduction
- 2) Training Programmes
- 3) Faculties
- 4) Details of expenditure and revenue

8) CHAPTER-VIII TRAINING PROGRAMME AND OUTREACH ACTIVITIES

72-77

- 1 Introduction
- 2 Foreign Visits and Training
- 3 WIPO Meetings/Seminars/Symposiums
- 4 Outreach Programmes
- 5 Photo Gallery of Activities during the year 2008-09



9. CHAPTER-IX HUMAN RESOURCES

78-88

- 1) Introduction
- 2) Manpower at various IP Offices
 - APPENDIX A - Details of Officers & Staff Strength of Patent Office as on 31st March 2009
 - APPENDIX B - Details of Officers & Staff Strength of Trade Marks Registry as on 31st March 2009
 - APPENDIX C - Details of Officers & Staff Strength of GI Registry as on 31st March 2009
 - APPENDIX D - Details of Officers & Staff Strength of PIS & NIIPM Nagpur as on 31st March 2009

10. CHAPTER-X MISCELLANEOUS

89-91

- 1) Introduction
- 2) Secretary (DIPP) & President GPTO signed work plan to implement MOU for co-operation in IPR
- 3) E-Governance Award
- 4) Visit of Foreign Delegates to IPO
- 5) Stake Holders Meeting for finalization of Patent Manual
- 6) Electronic filing of IP Applications
- 7) Acquisition of Database



CHAPTER- I

OVERVIEW

The value of knowledge is increasingly being recognized in today's global economy and society. The intellectual property rights are now not only being used as a tool to protect the creativity and generate revenue but also to build strategic alliances for the socio-economic and technological growth.

Currently, India is the front-runner among the nations who can boast of possessing diversified industrial base with complex financial architecture. India has been rapidly becoming a hub for research and development (R&D) activities for the industrial sectors particularly relating to Information Technology, Drugs and Pharmaceutical, Space Research, Biotechnology, Entertainment and several other emerging fields. Although this year the world has witnessed meltdown effect in the economy, the filing rate of Intellectual Property (IP) applications has seen upward trend.

India with TRIPS compliant Intellectual Property Laws coupled with strong enforcement mechanism and judicial system provides knowledge holders best investment opportunities and conducive environment to protect their IP Rights in order to enable them to diversify their business activities.

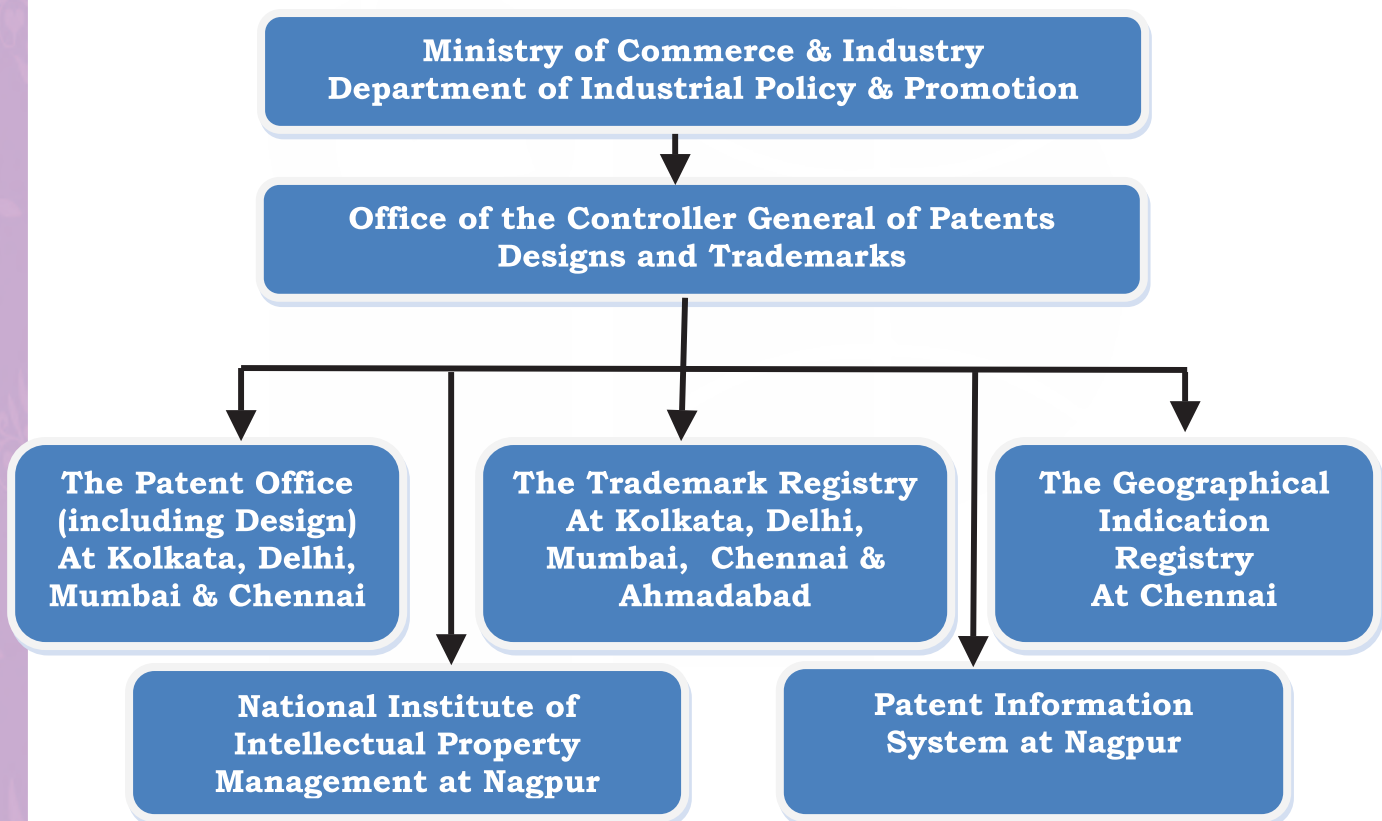
The Office of the Controller General of Patents, Designs & Trade Marks (CGPDTM) comes under the Department of Industrial Policy and Promotion, Ministry of Commerce and Industry. Of late, the office of the Controller General has also been known as Intellectual Property Office (**IPO**). The Office is responsible for the administration of Patents Act, 1970, Designs Act, 2000, The Trade Marks Act, 1999 and Geographical Indications of Goods (Registration and Protection) Act, 1999 through its Intellectual Property offices located at Mumbai, Delhi, Kolkata, Chennai and Ahmadabad.

The Patent information System (PIS) and National Institute of Intellectual Property Management (NIIPM) located at Nagpur are also under the superintendence of CGPDTM. PIS maintains a comprehensive collection of patent specification and patent related literature on a worldwide basis to meet the needs for technological information, of various users in R&D establishments, Government Organizations, Industries, Business, Inventors and other users enabling them to take the informed business decisions.



National Institute for Intellectual Property Management (NIIPM) as a national centre of excellence for training, management, research, education in the field of Intellectual Property Rights related issues, caters to the training of Examiners of Patents and Designs, Examiners of \Trademarks, Geographical Indications, IP Professionals, IP Managers in the country, imparting basic education to user community, government functionaries and stake holders involved in creation, commercialization and management of intellectual property rights. The institute will also facilitate research on IP related issues including preparation of study reports and policy analysis of relevance to Government. These activities are not addressed to by any other agency in the country at present.

Organizational details of Intellectual Property offices are given below:



The detailed activities of the various offices under the office of the Controller General of Patents Designs & Trade Marks (CGPDTM) during this year are provided in the subsequent chapters of this report. The updated laws, highlights of various functions and other useful information are available in the official web site (<http://www.ipindia.nic.in>).

(P.H. Kurian, IAS)

**CONTROLLER GENERAL OF PATENTS,
DESIGNS AND TRADE MARKS**

Annual Report 2008-2009



CHAPTER- II

Trends of IPR – At a Glance

The offices under the office of CGPDTM have registered an upward trend in the filing of intellectual property applications compared to the previous year, despite the fact that the world economy has faced melt down. The office has also witnessed a significant growth in the generation of revenue. The details of these activities are illustrated below.

A. Patents: During 2008-09, 36,812 patent applications have been filed. This trend of filing is about 5 % increase as compared to previous year. Due to modernisation efforts number of patents granted during the year has also been increased. The trends of last five years are given below.

Trend in Patent Applications

Year	2004-05	2005-06	2006-07	2007-08	2008-09
Filed	17466	24505	28940	35218	36812
Examined	14813	11,569	14119	11751	10296
Granted	1911	4320	7539	15316	16061

B. Design: In the year 2008-09, 6557 design applications have been filed, which shows a marginal increase of about 2.5 % as compared to last year. The trends of last five years are given below.

Trend in Design Applications

Year	2004-05	2005-06	2006-07	2007-08	2008-09
Filed	4017	4949	5521	6402	6557
Examined	4017	4719	4976	6183	6446
Registered	3728	4175	4250	4928	4772

C. Trademarks: In the year 2008-09, 130172 trademark applications have been filed. As compare to the previous year there has been an increase of about 5.5% in the filing. The trends of last five years are given below.

Trend in Trade Marks Applications

Year	2004-05	2005-06	2006-07	2007-08	2008-09
Filed	78996	85699	103419	123514	130172
Examined	72091	77500	85185	63605	105219
Registered	45015	184325	109361	100857	102257

D. Geographical Indications: Since 15th September 2003 a total number of 165 (One Hundred and Sixty Five) applications have been received till 31st March 2009 and a total number of 45 (Forty Five) GI have been registered. The details of the GI registered and applications filed during last five years are provided below.



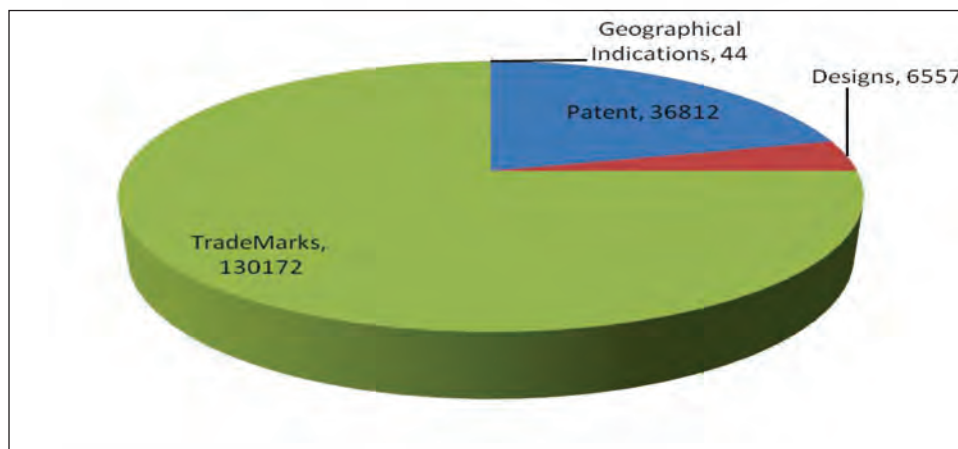
Year	2004-05	2005-06	2006-07	2007-08	2008-09
Filed	29	16	33	37	44
Registered	3	24	3	31	45

E. Trend of IPRs granted/ Registered: During the year, the trend of grant of patents and registration of trademarks and geographical indications has increased. However the registration of designs has decreased marginally. The trends of last five years are given below.

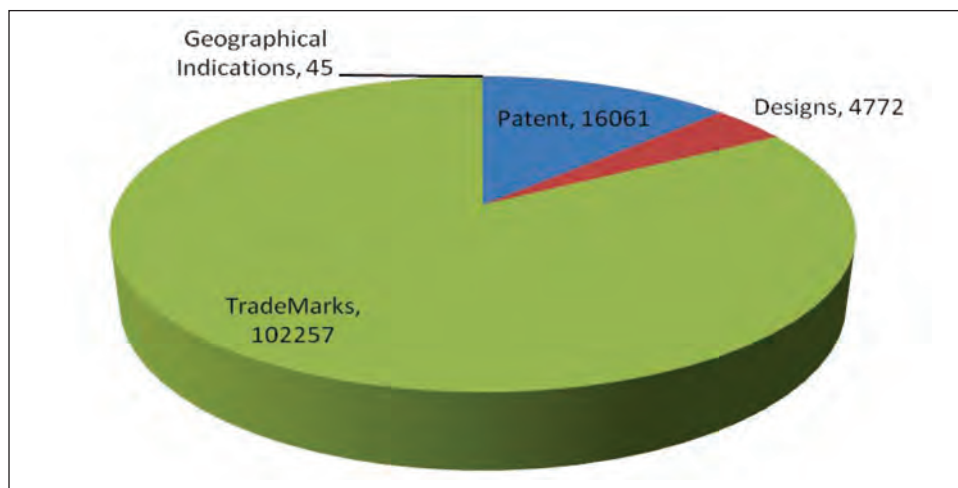
Comparative Trends of IPRs Granted/Registered

Year	2004-05	2005-06	2006-07	2007-08	2008-09
Patents	1911	4320	7539	15316	16061
Designs	3728	4175	4250	4928	4772
Trade Marks	45015	184325	109361	100857	102257
G.I.R.	3	24	3	31	45

Graphical View of number of IP applications filed in 2008-09



Graphical View of number of IPRs Granted/ Registered in 2008-09





Top 10 Major Indian Applicants for patents from Pharmaceutical Industry

Sl. No.	Name of Pharmaceutical Industry	Applications filed
1.	Dr Reddy's Laboratories	147
2.	Ranbaxy Laboratories Limited	101
3.	Avesthagen Limited	66
4.	Cadila Healthcare Ltd	57
5.	Matrix Laboratories Ltd	54
6.	Orchid Chemicals & Pharmaceutical Limited	22
7.	Aurobindo Pharma Limited	22
8.	Jubilant Organosys Ltd	21
9.	Ind-Swift Laboratories Ltd	19
10.	Panacea Biotech Limited	15

Top 5 Major Indian applicants for patents in the field of Information Technology

Sl. No.	Name of Companies	Applications filed
1.	Samsung India Software Operations	205
2.	Infosys Technologies Ltd	81
3.	Tata Elxsi Ltd	14
4.	Tata Consultancy Services	11
5.	Rajendra Kumar Khare	5

Top 10 major Indian Applicants for patents from Scientific and Research & Development Organizations.

Sl. No.	Name of Scientific and Research & Development Organizations.	Applications filed
1.	Council of Scientific and Industrial Research	165
2.	Bharat Heavy Electricals Ltd.	119
3.	Tata Steel	65
4.	Indian Council of Agricultural Research	35
5.	Steel Authority of India Limited	31
6.	Lupin Limited	30
7.	Imylan Development Centre	17
8.	Apex Labs Pvt Ltd	13
9.	Rubicon Research Pvt. Ltd.	12
10.	Indian Space Research Organisation	11



Top 10 Indian Applicants for patents from Institutes and Universities

Sl. No.	Name of Institutes/Universities	Applications filed
1.	Indian Institute of Technology	91
2.	Amity University	33
3.	Indian Institute of Science	21
4.	Central Institute for Research on Cotton	12
5.	National Institute of Pharmaceutical Education & Research	08
6.	National Institute of Immunology	7
7.	University of Delhi	7
8.	S. N. Bose National Centre for B.S.	7
9.	Thiagarajar College of Engineering	6
10.	Punjab Agricultural University	4

Top 10 Foreign Applicants

Sl. NO.	Name of Organisation	Number of Applications
1	Qualcomm Incorporation	252
2	Thomson Licensing	221
3	Novartis AG	226
4	Astrazeneca AB	190
5	Telefonaktiebolaget Lm Ericsson (PUBL)	176
6	General Electric Company	174
7	Nokia Corporation	173
8	The Procter & Gamble Company	157
9	Sony Ericsson Mobile Communications AB	104
10	Sony Corporation	102

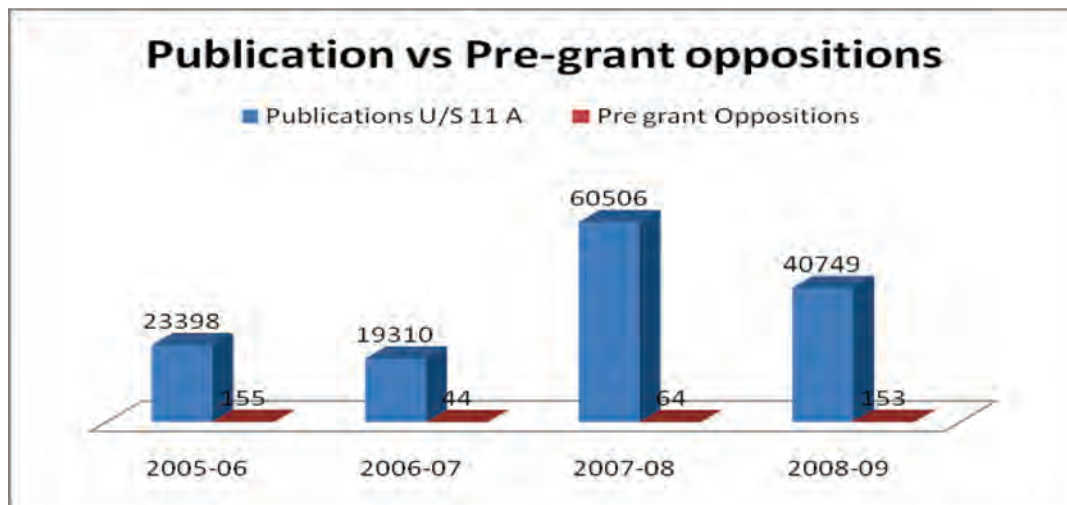
Top Indian Patentees

Sl. NO.	Name of Organization	Number of Applications
1	Council of scientific and industrial research	696
2	Defence research & development organization	57
3	Bharat heavy electricals limited	28
4	Steel authority of India limited	19
5	Indian institute of technology	14
6	Ranbaxy laboratories limited	10

Top 10 Foreign Resident Patentees

Sl. NO.	Name of Organization	Number of Patents
1	General Electric Company	77
2	Sony Corporation	73
3	The Procter & Gamble Company	62
4	Honda Gken Kogyo Kabushiki Kaisha	47
5	Samsung Electronics Co., Ltd.	32
6	Praxair Technology, Inc.	31
7	Telefonaktiebolaget LM Ericsson	29
8	Astrazeneca AB	25
9	Telefonaktiebolaget lm Ericsson	24
10	Motorola, Inc.	23

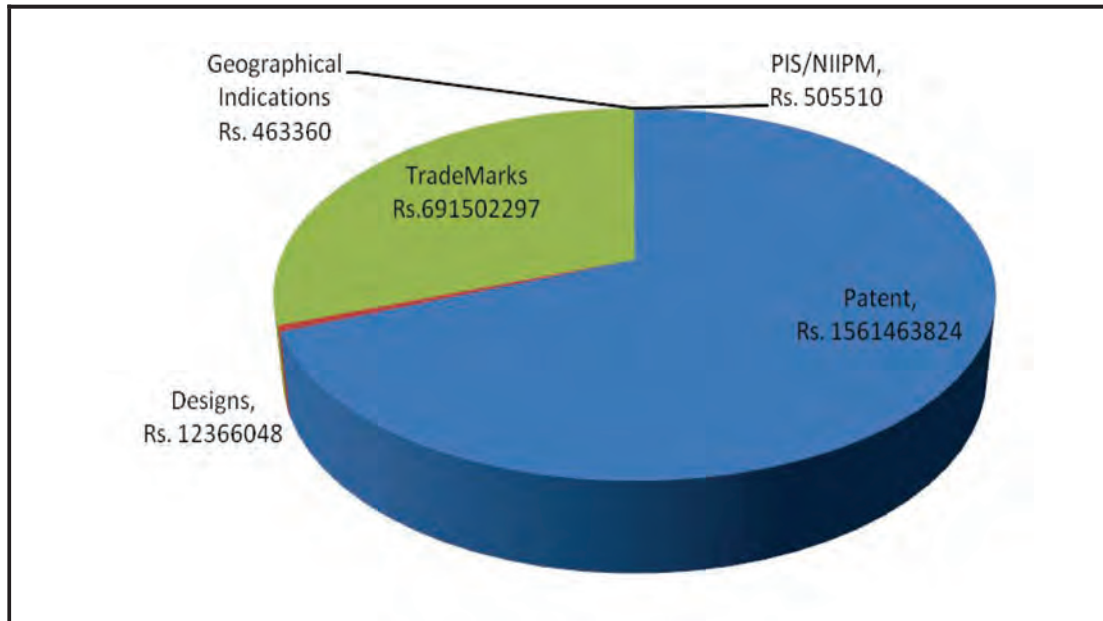
F. Publication and Pre-grant opposition: During the year, 40749 patent applications were published under section U/S 11A and only 153 pre-grant oppositions were filed under section 25(1) of the Patents Act 1970 which is about 0.25% of the published applications. The graphical view of the applications published and pre-grant oppositions filed are given below.



G. Revenue & Expenditure: The offices under the CGPDTM are continuously becoming revenue generating offices every year. During the year 2008-2009, the total revenue earned by the office of the CGPDTM was Rs. 226.63 Crores, which is **16.63% more** than that of previous year, while total non-plan expenditure was Rs.29.13 Crores leaving a revenue surplus of Rs.197.50 crores. The revenue and expenditure details of Intellectual Property (IP) administration are as follows. The Patent Office has generated a total revenue of Rs.157.38 crores (Patents Rs.156.14 Crores & Designs Rs.

1.23 crores), the Trade Marks Registry Rs 69.15 crores, GIR Rs. 0.046 Crores and PIS & NIIPM Rs 0.0505 Crores. The non-plan expenditure in respect of the Patent Office (including the Design Wing) was Rs. 18.53 Crores, the Trade Marks Registry Rs 8.91 Crores , GIR Rs 0.62 Crores, NIIPM(IPTI) Rs 1.05 crores.

Revenue Generated in 2008-09



(i) Comparison of the Revenue generated during the Year 2008-09 and 2007-2008

Year	2008-2009 (Rs.)	2007-2008 (Rs.)
Patents	156,14,63,824	130,24,08,136
Designs	1,23,66,048	1,00,23,450
Trade Marks	69,15,02,297	63,00,36,633
GIR	4,63,360	4,18,960
PIS/NIIPM(IPTI)	5,05,510	2,78,542
Total	226,63,01,039	194,31,65,721

(ii) Comparison of Non Plan Expenditure for the Year 2008-09 and 2007-08

Year	2008-2009 (Rs.)	2007-2008 (Rs.)
Patents (Including Designs)	18,53,84,291	15,83,74,584
Trademarks	8,91,46,467	5,57,57,004
GIR	62,59,806	59,70,000
PIS/NIIPM(IPTI)	1,05,07,255	67,03,714
Total	29,12,97,819	22,68,05,302



CHAPTER- III

Patents

1. Introduction:

This chapter presents 37th report about the activities performed by the patent offices during the year 2008-09 under sections 155 of the Patents Act 1970, as amended in 2005. The Patent Office is geographically divided and located at four metros in Kolkata, Chennai, Mumbai & Delhi. Kolkata Office is the Head Office. The Patent Office administers the law concerning protection of inventions in the country by way of grant of limited monopoly rights to the inventors or their assignees or legal successors. The Patents Act 1970 as amended governs the grant of patents. The paragraphs given below provide an outline of the major activities of the patent office as administered under the patent law.

2. PATENT APPLICATIONS

The number of applications for patents filed in **2008-2009** was **36812** compared to 35218 applications filed in 2007-2008 representing an increase of about **5 %** in the filing. Out of these applications **17** applications were filed as patent of addition.

(a) Applications filed by Indian Applicants

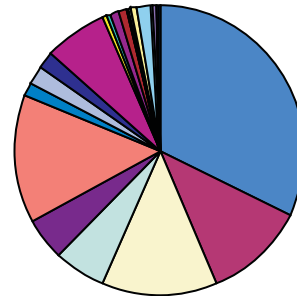
The number of applications filed by the Indian applicants is 6161 which has not shown a healthy growth compared to the previous year, where 6040 applications were filed. This number of applications for patents contributes approximately **16.73%** of the total number of applications filed during the year.

Out of the applications filed by the Indian applicants, Maharashtra accounted for the maximum number, followed by Karnataka, Delhi, Andhra Pradesh, West Bengal and Gujarat. The State / Union Territory wise break up of figures is as shown in brackets: Maharashtra (1990), Karnataka (872), Delhi (702), Andhra Pradesh (411), West Bengal (358), Gujarat (295), Haryana (126), Uttar Pradesh (115), Jharkhand (112), Kerala (107), Punjab (61), Madhya Pradesh (51), Rajasthan (40), Uttarakhand (29), Chandigarh (27), Assam (15), Bihar (10), Chattisgarh (10), Himachal Pradesh (10) etc.



State/Union Territory wise Break-up of Patent Ordinary Applications originated in India

- Maharashtra
- Delhi
- Tamil Nadu
- West Bengal
- Gujrat
- Karnataka
- Kerala
- Uttar Pradesh
- Haryana
- Andhra Pradesh
- Madhya Pradesh
- Bihar
- Punjab
- Rajasthan
- Orissa
- Assam
- Pondicherry
- Himachal Pradesh
- Jammu & Kashmir
- Chandigarh
- Jharkhand
- Meghalaya




During the year 2008-09, Dr. Reddy's Laboratories was the top among Indian applicants which filed maximum number of applications (147) in pharmaceuticals. The following list provides the top 10 major Indian applicants who have filed patent applications in the pharmaceuticals.

(i) Top 10 Major Indian Applicants from Pharmaceutical Industry

Sl. No.	Name of Pharmaceutical Industry	Applications filed
1.	Dr Reddy's Laboratories	147
2	Ranbaxy Laboratories Limited	101
3	Avesthagen Limited	66
4	Cadila Healthcare Ltd	57
5	Matrix Laboratories Ltd	54
6	Orchid Chemicals & Pharmaceutical Limited	22
7	Aurobindo Pharma Limited	22
8	Jubilant Organosys Ltd	21
9	Ind-Swift Laboratories Ltd	19
10	Panacea Biotech Limited	15

In the field of Information Technology Samsung India Software Operations have filed maximum applications (205) followed by Infosys Technologies Ltd (81). The list of top major Indian applicants in the field of Information Technology is given below:





(ii) Top 5 Major Indian applicants in the field of Information Technology

Sl. No.	Name of Companies	Applications filed
1.	Samsung India Software Operations	205
2.	Infosys Technologies Ltd	81
3.	Tata Elxsi Ltd	14
4.	Tata Consultancy Services	11
5.	Rajendra Kumar Khare	5

Among the Scientific Research and Development Organisations, the Council of Scientific and Industrial Research has filed maximum number of applications (165) followed by Bharat Heavy Electricals Ltd. and Tata Steel. A list of top 10 major Indian Scientific and Research & Development Organisations is given below:

(iii) Top 10 major Indian Applicants from Scientific and Research & Development Organizations.

Sl. No.	Name of Scientific and Research & Development Organizations.	Applications filed
1.	Council of Scientific and Industrial Research	165
2.	Bharat Heavy Electricals Ltd.	119
3.	Tata Steel	65
4.	Indian Council of Agricultural Research	35
5.	Steel Authority of India Limited	31
6.	Lupin Limited	30
7.	Imylan Development Centre	17
8.	Apex Labs Pvt Ltd	13
9.	Rubicon Research Pvt. Ltd.	12
10.	Indian Space Research Organisation	11

During the year 2008-09, Indian Institute of Technology was top among the Indian Universities and Institutes in filing which has filed 91 applications followed by Amity University and Indian Institute of Science. A list of top 10 applicants from Indian Institutes and Universities is given below:



(iv) Top 10 Indian Applicants from Institutes and Universities

Sl. No.	Name of Institutes/Universities	Applications filed
1.	Indian Institute of Technology	91
2.	Amity University	33
3.	Indian Institute of Science	21
4.	Central Institute for Research on Cotton	12
5.	National Institute of Pharmaceutical Education & Research	08
6.	National Institute of Immunology	7
7.	University of Delhi	7
8.	S. N. Bose National Centre for B.S.	7
9.	Thiagarajar College of Engineering	6
10.	Punjab Agricultural University	4

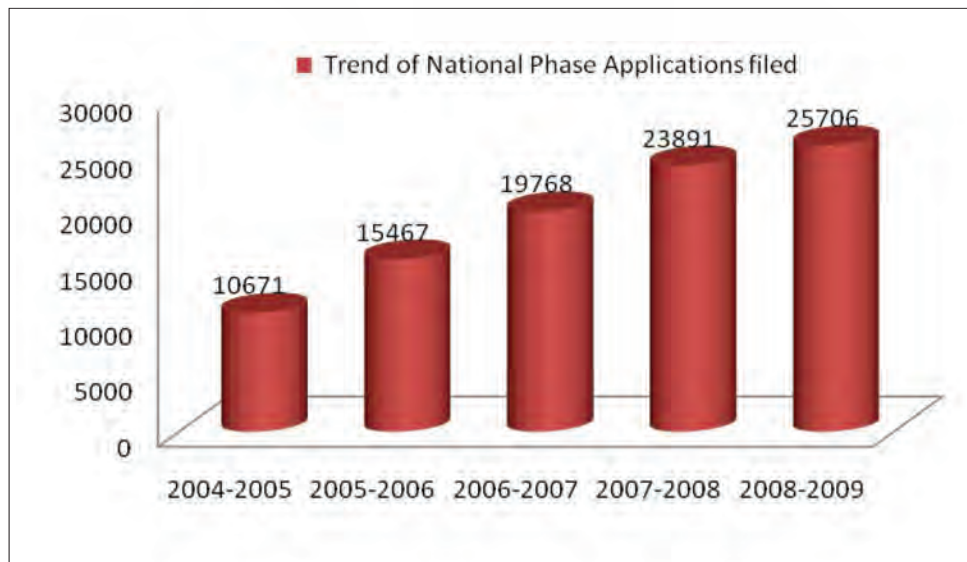
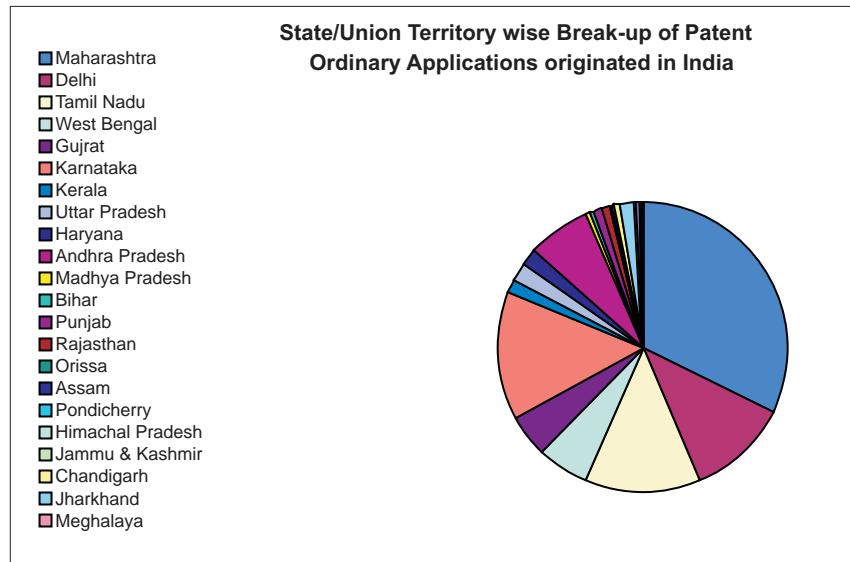
(b) Applications filed by foreign applicants

i. Convention Applications:

Number of convention applications filed was 4264 which has recorded a decrease of about 4.24 % over the last year's filing which was 4453.

ii. NATIONAL PHASE APPLICATIONS THROUGH PCT ROUTE

Majority of the foreign applications was filed through the PCT National Phase route. The number of such applications filed during the year was **25,706** which is about **7.6 %** higher as compared to the previous year (23,891). The United States of America led with the maximum number of applications followed by Germany, Japan, Switzerland, Netherlands, France, Sweden, United Kingdom, Republic of Korea and Italy. The country wise break-up figures is as shown in brackets: USA (9013), Germany (2774), Japan (2259), Switzerland (1422), Netherlands (1524), France (1396), Sweden (1057), United Kingdom (1084), Republic of Korea (581), Italy (494), Finland (426), Canada (344), Australia (367), Belgium (340), Israel (366), Denmark (397), Republic of China (308), Spain (157), Austria (169), Norway (117), etc.



The following table provides a list of top 10 foreign resident applicants who have filed patent applications during 2008-09. It is observed that Qualcomm Incorporation tops the list followed by Thomson Licensing, Novartis AG and Astrazeneca AB.



Top 10 Foreign Resident Applicants

Sl. NO.	Name of Organizations	Number of Applications
1	Qualcomm Incorporation	252
2	Thomson Licensing	221
3	Novartis AG	226
4	Astrazeneca AB	190
5	Telefonaktiebolaget Lm Ericsson (PUBL)	176
6	General Electric Company	174
7	Nokia Corporation	173
8	The Procter & Gamble Company	157
9	Sony Ericsson Mobile Communications AB	104
10	Sony Corporation	102

Filing details of applications for patents during 2008-09 received through various routes and classified according to the country and state of origin are shown in **Appendix 'B'**.

The number of applications for patents received from Indian residents and non-residents through various routes, during the period from 1999-2000 to 2008-09 is shown in **Appendix 'C'**.

A table showing the distribution of applications filed subject wise on Chemical, Electrical, Mechanical, General fields etc. during the period from 2004-05 to 2008-09 is shown in **Appendix- 'E' and 'E1'**.

3. PATENTS GRANTED AND IN FORCE

Total number of patents granted during the year was **16,061** out of which **2,541** were granted to Indian applicants. Number of Patents in force was **30,822** as on 31st March 2009 out of which **6,158** patents belonged to Indians. Out of the total granted patents, **3,242** patents were granted on applications relating to Mechanical, **2,376** to Chemicals, **1,207** to Drug or Medicines, **1,140** to Electrical and **97** to Food.

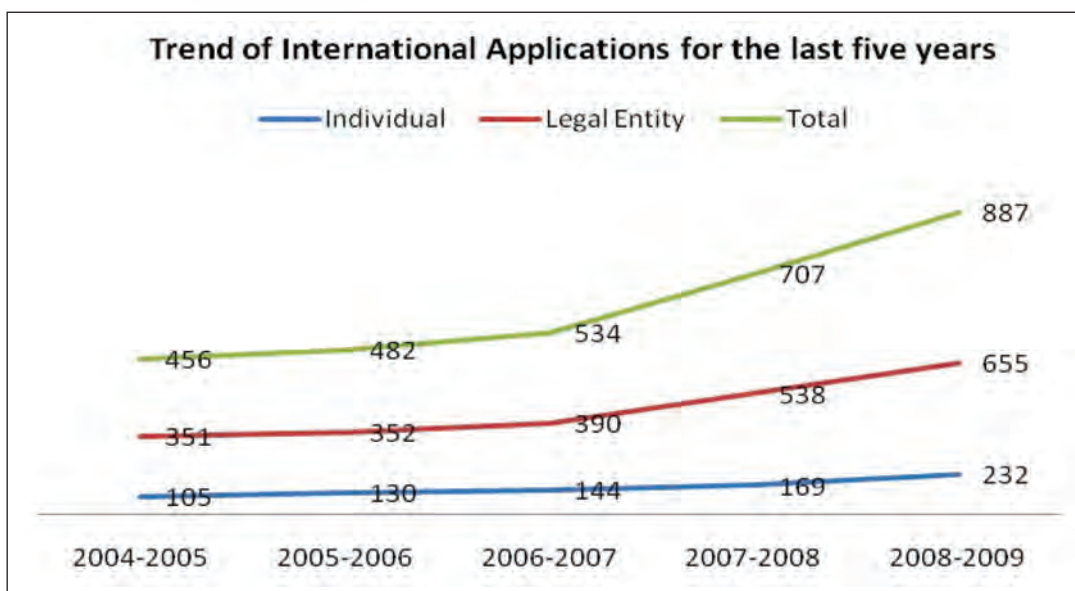
The number of applications filed, number of requests for examination received, applications deemed to have been abandoned and applications on which patents were granted and the number of patents in force from the year 1999-2000 to 2008-09 are shown in **Appendix 'D'**. Number of Patents granted during the last five years from 2004-05 to 2008-09 under various fields of inventions are shown in **Appendix 'F'** and **'F1'**.



4. PCT INTERNATIONAL APPLICATIONS FILED BY THE INDIAN APPLICANTS

During the year total number of international applications filed by the Indian applicants using PCT system was **887** as compared with 707 in the previous year, which has shown an increase of approximately 25.5%. Statistics of filing of PCT international applications for the last five years is given below:

Year	Individual	Legal Entity	Total
2004-2005	105	351	456
2005-2006	130	352	482
2006-2007	144	390	534
2007-2008	169	538	707
2008-2009	232	655	887



Major contributors for the PCT international applications during the year were CSIR, Cadila Healthcare Ltd, Reliance Industries Ltd, Sun Pharmaceuticals Ltd, Sun Pharmaceuticals Advanced Research Lab, Aditya Birla Science and Technology, Alkem Labs, Reliance Life Sciences Ltd, Glenmark Generics Ltd, Alembic Ltd, Arch Pharma Labs etc.



5. MISCELLANEOUS IMPORTANT PROCEEDINGS UNDER THE PATENTS ACT & RULES

(a) Inventions in the field of Atomic energy: 30 applications were referred to the Department of Atomic Energy during the period for review under section 4 of the Patents Act 1970, out of which 21 applications were allowed to proceed under normal course of official action during the year, 2 applications are still pending with the Department of Atomic Energy for its opinion and 07 applications were refused by the Department and hence attracted Section 4 of Patents Act.

(b) Withdrawal of applications (Under section 11B): 127 requests for withdrawing the patent applications were filed out of which 112 were disposed during the year.

(c) Publication of Patent applications under section 11A: During the year 40749 applications were published u/s 11 A that includes 928 applications for early publication. The branch wise details regarding the number of Patent applications published since 1st April 2005 are given below.

Year	2005-06	2006-07	2007-08	2008-09	Total
Publication u/s 11 A	22781	18602	59643	39821	140847
Early Publication	617	708	863	928	3116
Total	23398	19310	60506	40749	143963

(d) Pre grant Opposition [Under Section 25 (1)]: During the year, 153 oppositions by way of representations were received under this section. However 39 pre-grant oppositions were disposed of during the year and 337 pre-grant oppositions (including multiple representations) are pending for disposal.

(e) Post grant Opposition [under Section 25(2)]: 71 post-grant oppositions were filed during the year. However only 7 post-grant oppositions were disposed of during the year and 122 post grant oppositions are pending for disposal.

(f) Secrecy direction (under section 35): During the year, secrecy direction was imposed on 60 applications. In case of 21 applications the secrecy directions imposed earlier were revoked by the appropriate authority, while 12 applications were waiting for the opinion and 27 cases cleared by Ministry of Defence to proceed in normal course of action.



(g) Permission (Under Section 39): 1847 applications requesting permission for filing applications outside India were filed out of which 1844 were allowed.

(h) Restoration of lapsed Patents (Under Section 60): 399 applications for restoration of patents were received while 168 patents were restored during the year.

(i) Registration of documents (U/S 68 and Assignment etc. under 69): 467 number of cases were received for registration of documents out of which 282 cases were disposed of.

(j) Supply of certified copy (Under Section 72 and 147): 2124 number of requests for supply of certified copies have been received while 635 have been disposed.

(k) Working of Patents (Under Section 83): According to the information submitted by the patentee or their authorised agents, 4752 patents were shown to be commercially working.

(l) Compulsory license (Under Section 84, Section 92 & 92-A): No requests were received for grant of compulsory license under section 84 and 92. However 2 requests for grant of compulsory license for export of patented pharmaceutical products under section 92-A were received and both were disposed of.

(m) Information (Under Section 153): The Patent Office received 2354 number of requests for information relating to patents under the various provisions of the Act as provided in rule 134 of the Patents Rules 2003 during the year.

(n) Duplicate Patents (Under Section 154): 26 requests were received and 5 were disposed of.

(o) Registration of Patent agents: Number of new registrations during the year was 142. Total Number of registered patent agents as on 31st March, 2009 is 1462.

6. REVENUE AND EXPENDITURE

The Patent Office generated a revenue of **Rs. 156.14 crores** by way of fees on various proceedings under the Act & Rules. During the year the corresponding expenditure (including Design Administration) was **Rs. 18.53**



crores. The details of revenue by way of collection of fees on patents are shown in **APPENDIX-G.**

7. GENERAL INFORMATION

The Scientific & Technical Libraries of the Patent Office at Kolkata and its branches at Mumbai, Delhi and Chennai provided facilities to the public for consultation and reference work. The inventors of different research and industrial organizations and other members of the public as well as the research scholars of different universities increasingly availed the facilities.

During the year patent office received 312 Gazettes from different countries & 16,001 CD ROMs. Patent Office Library has 7,480 Indian and Foreign books & journals.

About 4,405 persons visited the libraries of the Patent Office to conduct searches through the patent specifications and other publications of the Patent Office in India and abroad. The search rooms and libraries of these offices were also appropriately utilized by the scientists/technologists etc.

Members of the public also availed the free online internet search facility provided by the Patent Office at all its locations.

The patent office also facilitated the general public to have web based interactive guidance for information and procedure for filing the patent applications from August 2008.

8. INFORMATION UNDER THE RIGHT TO INFORMATION ACT, 2005

During the year 233 requests were received, and appropriate actions were taken on all the requests as per the time lines provided under the Act.



APPENDIX –A (1)

DETAILS OF THE TECHNICAL FIELD OF SPECIALISATION OF EXAMINERS WORKING AS ON 31st MARCH 2009

BROAD TECHNICAL FIELD OF SPECIALISATION	NUMBER OF EXAMINERS
Agriculture	-
Biochemistry	05
Bio-Informatics	-
Bio-Technology	09
B-Pharma	03
Chemistry	13
Civil Engineering	04
Computer Science	05
Electrical Engineering	04
Electronics and Tele Communication Engineering	07
Mechanical Engineering	04
Metallurgy	03
Microbiology	11
Physics	03
Polymer Science	01
Production and Industrial Engineering.	-
Textile Engineering	02
Veterinary	-
Any other field of specialization	01
TOTAL	75

**APPENDIX "B"**

**APPLICATIONS FOR PATENT FILED IN
THE YEAR 2008-09 AS AGAINST 2007-08
CLASSIFIED ACCORDING TO COUNTRY / STATE OF ORIGIN**

Country/ State/ Union Territory	Number of Ordinary Applications		Number of Convention Applications		Number of National Phase Applications	
	2008-09	2007-08	2008-09	2007-08	2008-09	2007-08
1	2	3	4	5	6	7
Maharashtra	1990	1936	22	40	138	169
Delhi	702	812	03	03	37	34
Tamil Nadu	783	708	-	-	-	-
West Bengal	358	303	-	-	13	-
Gujarat	295	286	-	-	03	01
Karnataka	872	814	-	-	11	-
Kerala	107	123	-	-	-	-
Uttar Pradesh	115	161	-	-	03	02
Haryana	126	123	-	-	05	04
Andhra Pradesh	411	414	-	-	27	01
Madhya Pradesh	51	50	1	-	-	-
Bihar	10	21	-	-	-	-
Punjab	61	44	-	-	-	01
Rajasthan	40	36	-	-	-	-
Orissa	22	12	-	01	-	-
Assam	15	16	-	-	-	-
Goa	08	01	-	-	-	-
Pondicherry	01	-	-	-	-	-
Himachal Pradesh	10	15	-	-	-	-
Jammu & Kashmir	05	04	-	-	-	-
Chandigarh	27	33	-	-	-	-
Jharkhand	112	85	-	-	-	-
Meghalaya	01	-	-	-	-	-
Uttarakhand	29	25	01	-	-	-
Chattisgarh	10	15	-	-	-	-
Tripura		01		-		-
Manipur		01		-		-
Sikkim		01		-		-
TOTAL	6161	6040	27	44	237	212



COMMONWEALTH COUNTRIES


Countries	2008-09	2007-08	2008-09	2007-08	2008-09	2007-08
1	2	3	4	5	6	7
United Kingdom	31	17	63	84	1084	990
Australia	02	02	17	38	367	404
Canada	09	06	118	121	344	416
Ireland	03	02	01	03	80	109
Sri Lanka	-	01	01	-	-	-
New Zealand	-	01	02	10	48	61
TOTAL	45	29	202	256	1923	1980

NORTH AND SOUTH AMERICA

Countries	2008-09	2007-08	2008-09	2007-08	2008-09	2007-08
1	2	3	4	5	6	7
U.S.A.	250	393	1715	1654	9013	8606
Mexico	01	-	-	01	20	16
Venezuela	-	-	-	-	-	01
Brazil	04	03	-	08	49	44
Argentina	01	-	01	-	03	02
West Indies	04	02	-	-	04	05
Panama	-	-	-	-	09	10
Uruguay	-	-	-	-	-	02
Burmuda	01	-	-	-	31	-
Barbados	-	-	03	-	09	07
Bahamas	-	-	01	07	07	13
Cuba	-	-	-	01	20	07
Costarica	-	-	-	-	-	09
Belize	-	-	-	-	-	-
British West Indies	-	-	01	-	01	01
Virgin Island	-	-	-	05	03	02
British Isles	04	-	-	-	01	-
Chile	-	-	-	01	03	-
Guatemala	-	-	-	-	01	-
Grenada	-	-	-	-	01	-
Other countries of N & S America	-	-	01	01	13	04
TOTAL	265	398	1722	1679	9188	8732

**EUROPE****APPENDIX-B contd**

Countries	2008-09	2007-08	2008-09	2007-08	2008-09	2007-08
1	2	3	4	5	6	7
Germany	25	48	524	419	2774	2441
France	26	13	249	285	1396	1224
Switzerland	73	56	190	264	1422	1327
Sweden	03	08	21	47	1057	1001
Russia	-	01	02	-	61	36
Netherlands	02	12	18	27	1524	1293
Italy	07	08	155	159	494	519
Hungary	-	-	-	04	45	25
Austria	-	01	20	24	169	157
Belgium	01	03	15	16	340	352
Denmark	05	05	15	10	397	302
Luxembourg	-	-	02	10	44	35
Yugoslavia	-	-	-	-	-	08
Norway	-	-	08	08	117	108
Spain	03	04	11	15	157	155
Finland	08	04	06	04	426	499
Liechtenstein	-	-	-	-	09	11
Iceland	03	01	01	48	09	10
Portugal	01	-	-	03	13	18
Cyprus	-	-	-	-	20	05
Channel Island	-	01	-	-	-	01
Turkey	-	-	01	01	06	07
Czech Republic	-	-	01	11	18	10
Poland	-	-	01	-	08	12
Estonia	-	-	-	-	05	01
Latvia	-	-	-	-	05	02
Romania	-	-	-	-	01	04
Slovenia	-	-	-	-	17	15
Slovakia	-	02	-	01	02	04
Monaco	-	-	01	-	02	04
Ukraine	-	-	-	-	-	04
Bulgaria	-	-	-	-	02	-
Greece	-	-	-	-	13	09
Caymen Island	-	-	-	-	02	-
Other European Countries			-		32	
TOTAL	157	168	1241	1356	10587	9622





AFRICA

Countries	2008-09	2007-08	2008-09	2007-08	2008-09	2007-08
1	2	3	4	5	6	7
South Africa	02	01	02	08	74	64
Swaziland	20	01	68	-	04	01
Mauritius	02	01	01	-	05	-
Tanzam	-	-	-	-	-	-
Malta	-	-	-	-	02	05
Tunisia	-	-	-	-	01	-
Egypt	-	-	-	01	01	02
Other African Countries	-	01	-	01	01	08
Total	24	04	71	10	88	80

**ASIA**

Countries	2008-09	2007-08	2008-09	2007-08	2008-09	2007-08
1	2	3	4	5	6	7
Japan	30	43	673	604	2259	1806
Republic of China	13	39	60	87	308	263
Korea	42	22	112	200	581	698
Israel	01	-	09	99	366	339
Taiwan	87	97	114	76	18	12
Hong Kong	02	03	17	18	06	15
United Arab Emirates	01	01	01	01	05	02
Thailand	06	05	06	02	01	02
Malaysia	-	-	03	07	23	17
Singapore	04	12	04	10	83	69
Philippines	-	-	01	-	01	02
Saudi Arabia	-	01	-	-	11	27
Kazakhstan	-	-	-	-	02	02
Indonesia	-	-	-	-	-	-
Croatia	-	-	-	-	07	06
Uzbekistan	-	-	-	-	-	-
Mali	-	-	-	-	-	-
Kuwait	-	-	-	-	-	-
Nepal	-	-	-	01	-	-
Serbia	-	-	-	-	01	-
Vietnam	-	-	-	-	-	-
Belarus	02	-	-	-	01	-
Pakistan	-	-	01	-	-	-
Azerbaijan	-	-	-	-	01	
Other Asian countries	02	-	-	03	09	05
TOTAL	190	223	1001	1108	3683	3265
GRAND TOTAL	6842	6874	4264	4453	25706	23891

**APPLICATIONS FILED FROM RESIDENTS AND NON -RESIDENTS
THROUGH VARIOUS ROUTES FOR LAST 10 YEARS**

Applicants	1999- 2000	2000- 2001	2001- 2002	2002- 2003	2003- 2004	2004- 2005	2005- 2006	2006- 2007	2007- 2008	2008- 2009
1	2	3	4	5	6	7	8	9	10	11
Residents	2206	2179	2371	2693	3218	3630	4521	5314	6040	6161
Non Residents										
Ordinary	2349	2160	1870	1723	1678	3165	1008	693	834	681
Convention	-	-	-	-	-	-	3509	3969	4453	4264
National Phase Application under PCT	269	4164	6351	7049	7717	10671	15467	19768	23891	25706
GRAND TOTAL	4824	8503	10592	11466	12613	17466	24505	28940	35218	36812



**APPENDIX-“D”****MISCELLANEOUS INFORMATION RELATING TO PATENT
DURING THE PERIOD FROM 1998-99 TO 2008-2009**

Year	No. of Applications filed	number of requests for examination	No. of applications deemed to have been abandoned due to non-	No. of applications deemed to have been abandoned due to non-	Number of Patents Granted		No. of patents in force	
					Indian	Foreign	Indian	Foreign
1	2	3	4	5	6	7	8	9
1998-1999	8954		820	804	645	1155	2088	6691
1999-2000	4824		262	1954	557	1324	2200	6458
2000-2001	8503		89	460	399	919	1495	6530
2001-2002	10592		325	1031	654	937	1578	6742
2002-2003	11466		290	1633	494	885	1479	6519
2003-2004	12613	12362	933	1695	945	1524	2075	4331
2004-2005	17466	19001	267	775	764	1147	2200	4657
2005-2006	24505	21926	414	894	1396	2924	4486	11933
2006-2007	28940	20645	694	1121	1907	5632	3473	13593
2007-2008	35218	22146	1066	479	3173	12088	7966	21722
2008-2009	36812	30595	888	1075	2541	13520	6158	24664

A P P E N D I X - E
NUMBER OF PATENT APPLICATIONS FILED DURING LAST FIVE YEARS FROM 2004-05 TO 2008-2009
UNDER VARIOUS FIELDS OF INVENTIONS

Year	Chemical	Drug	Food	Electrical	Mechanical	Computer/ Electronics	Bio- techn ology	General	Other fields (See- App-E1)	Total
2004-05	3916	2316	190	1079	3304	2787	1214		2659	17466
2005-06	5810	2211	101	1274	4734	5700	1525		3150	24505
2006-07	6354	3239	1223	2371	5536	5822	2774		1621	28940
2007-08	6375	4267	233	2210	6424	4842	1950		7110	35218
2008-09	5884	3672	340	2319	6360	7063	1844	2946	6384	36812

APPENDIX -E 1

NUMBER OF PATENT APPLICATIONS FILED DURING 2008-09
UNDER VARIOUS OTHER AND NEW FIELDS OF INVENTIONS

Field of Invention	Bio - Medical	Bio- Chemistry	Bio- Informatics	Physics	Civil	Textile	Metallurgy/ Material Science	Agricult ure	Polymer Science	Veterinary	Any other field
	I / F	I / F	I / F	I / F	I / F	I / F	I / F	I / F	I / F	I / F	I / F
2008-09	68/1106	119/759	4/60	110/1558	50/361	41/398	62/517	29/59	41/1042	NIL/NIL	

* I = Indian, F = Foreign

TOTAL APPENDIX-E 1:- 6384



**APPENDIX -F****NUMBER OF PATENTS GRANTED DURING LAST FIVE YEARS
FROM 2004-05 TO 2008-2009 UNDER VARIOUS FIELDS OF INVENTIONS**

Year	Chemical	Drug	Food	Electrical	Mechanical	Computer/ Electronics	Biotechnology	General	Other fields (See App- F-1)	Total
2004-05	573	192	67	245	414	71	71		278	1911
2005-06	1140	457	140	451	1448	136	51		497	4320
2006-07	1989	798	244	787	2526	237	89		869	7539
2007-08	2662	905	154	1067	3503	1357	341		2474	15316
2008-09	2376	1207	97	1140	3242	1913	1157	1318	3611	16061

A P P E N D I X - F-1**NUMBER OF PATENT APPLICATIONS GRANTED DURING 2008-09
UNDER VARIOUS OTHER AND NEW FIELDS OF INVENTIONS**

Field of Invention	Bio- Medical	Bio- chemistry	Bio- Informatics	Physics	Civil	Textiles	Metallurgy/ Material Science	Agriculture	Polymer Science	Veterinary	Any other field
	I / F	I / F	I / F	I / F	I / F	I / F	I / F	I / F	I / F	I / F	I / F
2008- 2009	19/244/	198/1587	NIL/NIL	65/421	22/81	26/197	40/281	4/16	41/369	NIL/NIL	

* I = Indian, F = Foreign

TOTAL APPENDIX-E1:- 3611

**APPENDIX-“G”****FEES RECEIVED DURING 2008-09 IN RESPECT OF VARIOUS PROCEEDINGS UNDER THE ACT AND THE RULES**

Fees collected in respect of	Total Amount Received (Rs.)
1.	2.
(1) Application for Patents- U/S 5(2), 7, 54 or 135 and PCT national phase application u/r 20(1)	477368414
(2) On request for Examination of application for Patent under Section 11(B) Rule 24(B)(1)(i) Rule 20(4) (ii)	290942000
(3) Request for extension of time under various proceedings except u/r 138	6717900
(4) Claim U/S 20(1) and Request for direction U/S 20(4) or 20(5)	3060200
(5) Notice of opposition to the grant of Patents under section 25	327000
(6) Application for post dating.	163000
(7) Giving notice that hearing before the Controller will be attended under rule 62(2).	126000
(8) Application U/S 28(2), 28(3), 28(7)	8718500
(9) Deletion of reference from specification	NIL
(10) Request for publication under section 11-A(2) and Rule 23-B	5210000
(11) Application U/S 44 for amendment of Patent	10500
(12) Renewal Fees in respect of granted Patents U/S 53.	442541000
(13) Application for amendment of application for Patent/ Complete specification and other documents U/S 57.	11174900
(14) On application for restoration of a Patent under Section 60 including additional fees where applicable.	2769000



(15) On application for the entry in the register of Patents of the name of a person entitled to a Patent or as a share or as a mortgage or licensee or as otherwise or for a entry in the Register of Patents of notification of a document under Sections 69(1) or 69(2) and rule 74(1), 74(2) or 74(3) & Rule 90(1) & 90(2)	2047000
(16) On application for alteration of an entry in the register of Patents or Register of Patent Agents under rule 94(1) or rule 118	434800
(17) On request for entry of an additional address for service in the register of Patents under rule 94(3)	NIL
(18) converting patent of addition to independent patent	6000
(19) On application for registration as a Patent agent under rules 109(1) or 112	218000
(20) Restoration of agent name in the register- form-23	NIL
(21) On request for appearing in the qualifying examination under rule 109(3)	903000
(22) For registration of a person as a Patent Agent under rule 109 or 112	314000
(23) Duplicate certificate for patent agent.	1000
(24) Continuation fee for continuation of the name in the Register of Patent Agents	793200
(25) On request for correction of clerical error Under Section 78(2)	112500
(26) On application for review or setting aside the decisions/ order of the Controller Under Section 77(1) (f) or 77(1)(g)	196000
(27) On application for permission for applying patent outside India under section 39 and rule 71(1)	4074010
(28) Application for duplicate patent	86000
(29) On request for certified copies Under Section 72 or for certificate Under Section 147 and rule 133	10401000
(30) On request for inspection of register Under Section 72, inspection under rule 27 or rule 38 or rule 74-A	2743000



(31) On Request for information Under Section 153	1701900
(32) Petition u/r 137, 138	36091000
(33) Transmittal Fee for International Applications.	5762000
(34) Withdrawal of application	474000
(35) For preparation of certified copy of Priority document and for transmission of the same to the International Bureau.	2765000
(36) Right to Information Act	4684
(37) On notice of opposition to an application u/s 57(4) and 87(2) on to surrender a patent u/s 63(3) on to request u/s 78(5)	58500
(38) For supplying of Xerox copies of the documents	850684
(39) Receipts on Postal Charges	33750
(40) Supply of Printed Specification	1500
(41) Supply of Annual Report	400
(42) Supply of Gazette Of India	48800
(43) Supply of Official Journal	323600
(44) Miscellaneous receipts	3617248
TOTAL	156,14,63,824



CHAPTER IV

DESIGNS

1. INTRODUCTION:

This chapter presents report about the activities performed by the Design wing of the Patent Office, Kolkata under the Office of the Controller General of Patents, Designs, Trade Marks and Geographical Indications during the year 2008-09 under the Designs Act, 2000 which was made effective from 11th May 2001 repealing the earlier Act of 1911. This Act, with corresponding Designs Rules 2001, provides for the registration and protection of industrial designs as an element of intellectual property rights. These include extension of copyright duration of the existing registered designs and miscellaneous post-registration work. It recognizes activities, which are the creation of features of new shape, configuration, surface pattern, ornamentations and composition of lines & colours applied to articles to enhance their visual appeal.

The applications for registration of Designs applied to articles are classified according to International Classification system for better search.

The various activities for comprehensive computerization of the Design wing of the Patent Office have been initiated under the guidance of NIC. Digitisation of the Design applications and preparation of e-Register have already been started.

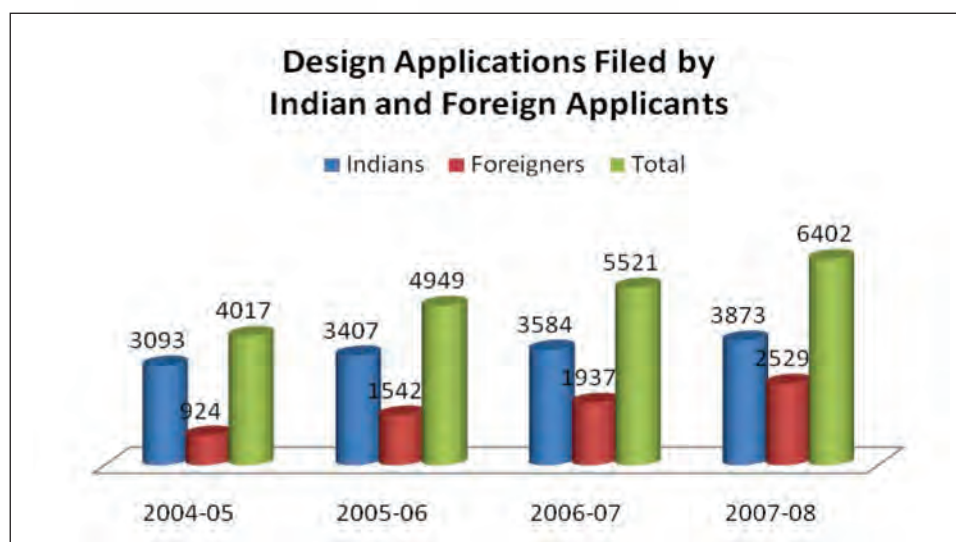
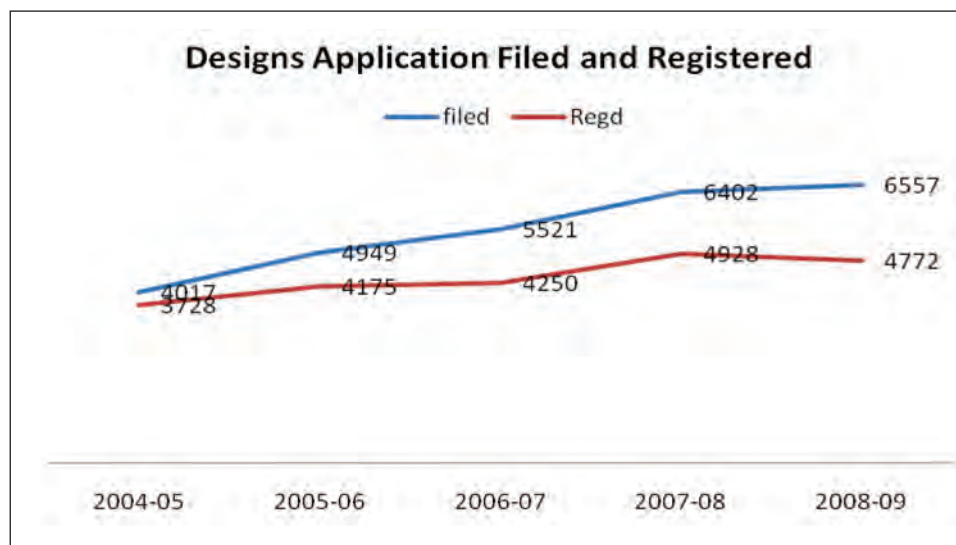
The modernization project initiated earlier was to cover activities relating to infrastructure up-gradation of the design library, integration of information technology in the work processes, generation of awareness on the system & development of human resources. The technical assistance of the World Intellectual Property Organization (WIPO), Geneva was also obtained in this initiative.

A front-office software has already been installed to provide the auto generated application number as soon as the design application is filed in any of the offices at. Kolkata, Delhi, Chennai & Mumbai. This helps the applicants for obtaining application number instantly on filling application.

In order to generate awareness about Design related Intellectual Property Rights, a public information programme was taken up and the officers were sent in different workshops / Symposia organized by different agencies. Information brochure has been revised in order to provide more explicit information.

2. DESIGN APPLICATIONS FILED & REGISTERED

The number of applications filed for registration of designs during the year was 6557 which shows a marginal increase in the applications in comparison to the previous year's total of 6402. The applicants from India filed 4308 applications while the remaining 2249 applications were filed by the applicants from abroad.



In the case of applications originating from abroad, U.S.A. lead with the maximum number of applications followed by Germany,



Japan, U.K, Switzerland, Finland, Italy, Republic of Korea etc. The country-wise break up figure is as shown in brackets: U.S.A (497), Germany (250), Japan (310), U.K. (139), Switzerland (136), Italy (61), Republic of Korea (107), Netherlands (78), France (91), Finland (155), Sweden (112), Australia (51), Republic of China (28), Canada (23), Denmark (20), Spain (22), New Zealand (06), Norway (22), Israel (10), Taiwan (05), Malaysia (20), Belgium (15), Singapore (06), South Africa (10), Mauritius (11), Thailand (03), Hong Kong (05), Russia (05), St. Kitts (07), Czech Republic (20), Leichestin (08), Brazil (07), Greece (02), Bahamas (01), Luxemburg (01), and Seyshelles (01), Iceland (01), Slovek Republic (01), Bangladesh (01) and Argentina (01). There were 1885 applications claiming priority under the reciprocal arrangements between Indian and other convention countries.

The leading Foreign Companies were Siemens Aktiengesellschaft, Nokia Corporation, Alfanar Co. Ltd., Kohler Co., Honda Motors Co. Ltd., Apple Inc., SAP Ag, Dr. INC H.C.F. Porsche AG, Koninklijke Philips Elctronics n.v, Samsung Electronics Co Ltd. Similarly, leading Indian companies were Bilcare Ltd., Crompton Greaves Ltd., Ajanta Ltd., Tata Motors, Maa Designs Pvt. Ltd, Cello Plastic, Eicher Goodearth Ltd., Jiapur Rugs Co. Pvt. Ltd.,Punita trrikha, Nayasa Homeware, National Institute of Design, Nilkamal, Nokia Corporation etc.

521 applications were filed for the registration of designs on articles relating to textile and remaining applications (6036) were filed for the registration of non-textile designs during the year 2008-2009.

3. EXAMINATION OF DESIGN APPLICATIONS

All the applications filed (6557) during the period under report, along with 1214 pending applications brought forward from the previous year were taken up for examination during the year. Out of total 7771 applications; 6446 applications were examined however, 125 applications were not registered on grounds of abandonment and refusal under the Designs Act and the Rules. The number of designs registered during the year was 4772 including applications filed in 2007-2008. Out of total registered designs, 2985 applications originated in India and the remaining 1787 were received from abroad. Total 1885 priority application were filed during the year. A total of 1325 applications remain pending for examination at the end of the year.



4. MISCELLANEOUS PROCEEDINGS

(a) Extension of Copyright [u/s 11(2)]: During the year, 2008-09; 649 applications were received for extension of copyright in registered designs. 72 cases remained pending at the end of the year. 16 applications for restoration of design were filed during the year. Out of which 11 applications remained pending at the end of the year.

(b) Inspection of registered Designs [u/s 17(1)]: 29 requests for furnishing information regarding existence of copyright in designs were received by the office, which were accompanied by representations of article in order to identify the existence of similar registered designs. All the cases were disposed of. 123 applications for information under section 18 were received and 8 applications remain pending at the end of the year.

(c) Cancellation of registered designs [u/s 19]: During the year 27 applications for the cancellation of the registered designs were made, while 333 cases were carried forward from the previous years. 20 applications out of these 360 applications were disposed of during the year. Rests of the applications are under processing as per Sec.19 of the Designs Act, 2000 and Rule 29 of the Designs Rules, 2001.

235 hearings were offered in respect of the registration of designs under the Designs Act, 2000 during the year.

(d) Public Inspection [u/r 38]: The Register of Designs was inspected 14 times during the year.

(e) Alteration of names and address etc. [u/s 29, u/r 31]: 541 requests of notice for alteration of name, address, and address for service were received. 43 requests of notice for alteration of name, address, and address for service are pending at the end of the year. Similarly, 13 requests for correction of clerical errors were received and disposed of during the year.

(f) Certified copies under rule 41 and section 17(2) : During the year 243 (72 + 171) requests were filed and 51 requests remain pending at the end of the year.



(g) Assignment [u/s 30 & 30(3)]: 75 requests for assignment under section 30 & 30(3) of the Act were filed during the year. 33 cases were disposed of. Remaining 42 requests are under process.

(H) Extension of time [u/r 15, Form – 18, 29(9), 46 & 47]: 3263 requests for extension of time & condoning irregularity etc. for furnishing evidence etc. were received.


(I) Rectification of Register of Designs [u/s 31]: 24 requests were made during the year for rectification of register of Designs under section 31 out of which 14 requests were disposed of. No opposition was made under Rule 40. Similarly, 1 request was filed for the substitution of names of applicant u/s. 8(1) and the same were disposed of.

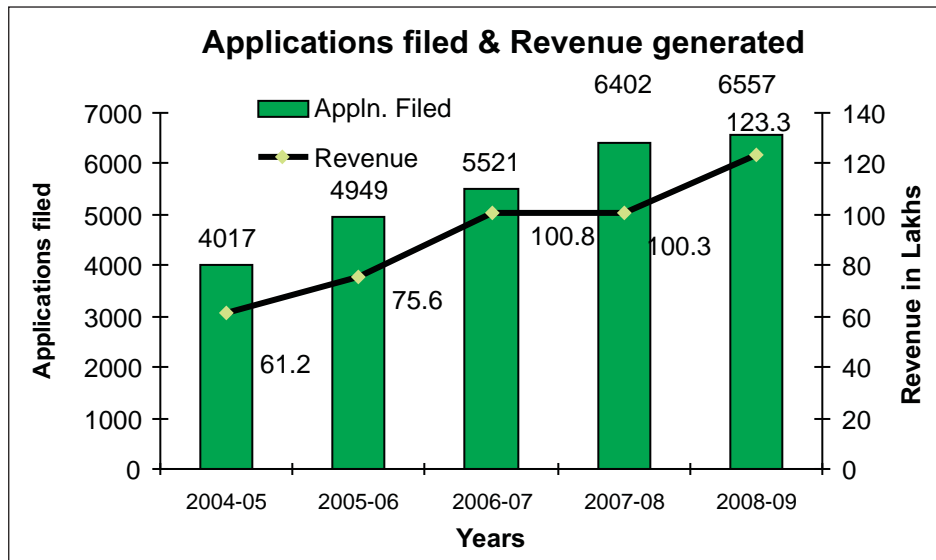
(j) Designs in force: The number of registered designs in force at the end of the year was 38827 of which 29906 designs were registered in the names of Indians.

5. REVENUE

The total revenue generated for the Patent Offices (Kolkata, Delhi, Mumbai & Chennai) during the year from various fees in respect of design applications and other proceedings under the Designs Act, 2000 and Designs Rules, 2001 amounted to **Rs. 1,23,66,048**. Out of this, the Kolkata Patent Office generated **Rs. 67,61,848** (Rupees Sixty Seven lakhs Sixty One Thousands and Eight hundred forty eight only). Details are shown in Appendix – “A”.

Trend of applications filed and registered during the last 5 years is shown in Appendix – “B” and by origin in Appendix – “C”.





APPENDIX A

REVENUE ON DESIGNS GENERATED DURING 2008-2009

Description of Documents	No.	Fees (Rs.)	Amount (Rs.)
Applications for registration of Designs under section 5 & 44 of the Designs Act, 2000. (including the Applications received in Delhi, Mumbai & Chennai Patent Offices.). 3239 design applications have been filed in Kolkata Patent Office).	6557	1000	65,57,000
Applications to extend copyright under section 11(2)	649	2000	12,98,000
Restoration of lapsed design under section 12(2)	16	1000	16,000
Cancellation of Design under section 19	27	1500	40,500
Inspection of Register of Design under rule 38	29	250	7,250
Miscellaneous other fees received under the Designs Act, 2000 & Design Rules, 2001 including Delhi, Mumbai & Chennai Patent Offices. The major fees deposited in the Kolkata Patent Office.			44,47,298
GRAND TOTAL			1,23,66,048



APPENDIX B

TREND OF APPLICATIONS FILED AND REGISTERED

Year	Filed	Registered
2004-05	4017	3728
2005-06	4949	4175
2006-07	5521	4250
2007-08	6402	4928
2008-09	6557	4772

APPENDIX C

TREND OF APPLICATIONS FILED AND REGISTERED BY ORIGIN

Year	Filed		Registered	
	Indian	Foreign	Indian	Foreign
2004-05	3093	924	3166	562
2005-06	3407	1542	3439	736
2006-07	3584	1937	2877	1373
2007-08	3873	2529	3026	1902
2008-09	4308	2249	2985	1787



CHAPTER- V

Trademarks

1. INTRODUCTION

This chapter presents 50th annual report about the activities performed by the Trademarks Registry under the Trademarks Act, 1999 and Rules made there-under for the year 2008-09.

The purpose of enacting the trade mark legislation is to provide for the registration and better protection of trade mark for goods and services and prevention of the use of fraudulent marks on merchandise in the country. The registration of a trade mark confers certain statutory rights on the Registered Proprietor which enables him to sue for infringement of the trade mark irrespective of whether or not the mark is used. This is in addition to the common law right to sue for passing off. The Trade Marks Registry administers the Trade Marks Act, 1999 and the rules framed there under. The Act and Rules came into force on 15th September, 2003. The Head Office of the Registry is located at Mumbai and branch offices at Delhi, Kolkata, Chennai and Ahmedabad. With the growing awareness about IPR in general and trade marks in particular in the country, the role and responsibilities of Trade Marks Registry have progressively increased. This role has further expanded with the introduction of protection of trade marks for services, well known marks, collective marks, provision for multi-class filing etc under the Trade Marks Act, 1999. The registry is also in the process of switching over to Web enabled services including e-filing through payment gateway. The Registry is also entrusted with the responsibility to closely follow at the international level the deliberations of the WIPO Standing Committee on Trade Marks and provide inputs on emerging issues relating to protection of Domain names and International Non-Proprietary names. The Trade Marks Registry also undertakes activities relating to awareness generation in the field of IPR from time to time.

2. Trend of activities during 2008-09:

The following table provides the various activities performed by the Trademark Registry during the year 2008-09. It shows that number of trademarks registered during this year was more than that registered in the previous year, similarly the filing trend of applications also indicates that the number of applications filed for this year was also



more than the previous year. In comparative terms there was an increase of **6,658** number of applications over the previous year. The number of applications filed, examined and registered are given in Annex I.

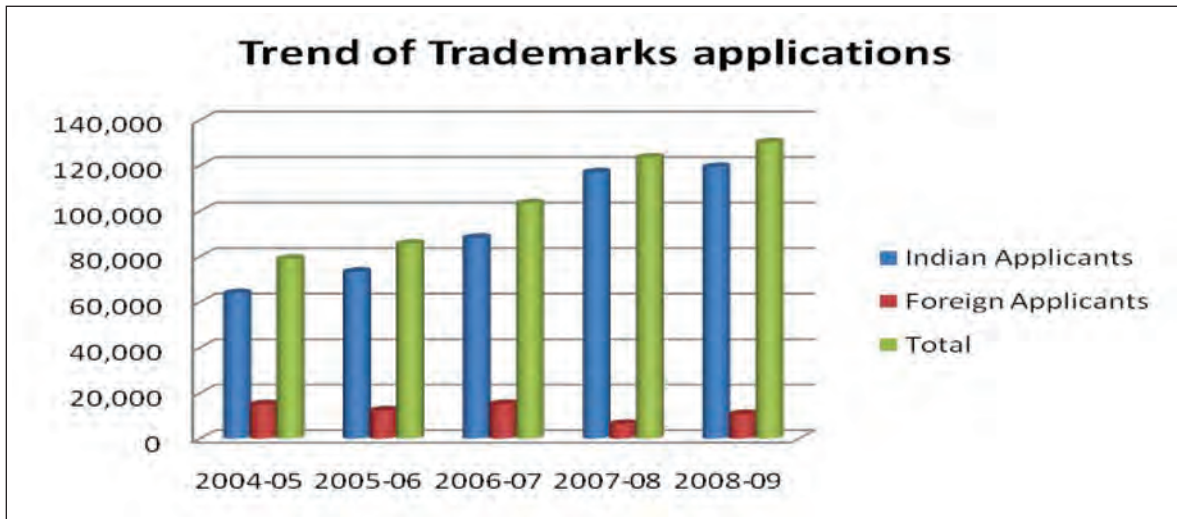
S.No.	Activities	2007-08	2008-2009
1.	Applications filed for Registration	1,23,514	1,30,172
2.	Number of Application advertised in the Trade Marks Journal	1,02,777	1,20,234
3.	Number of trade marks registered	1,00,857	1,02,257
4.	No. of marks in respect of which registration was renewed	20,174	29,749
5.	Request for search	1,12,119	1,70,490
6.	Request for preliminary advice regarding distinctiveness	68	40
7.	Certificates issued under Section 45(1) of the Copyright Act of 1983	1,890	3,187

3. Trend of filing of trademark applications:

The trend of applications being filed for registration of trademarks in India has shown a steady increase. In 2008-09 the number of applications filed by Indians was **1, 19,371** and applications originating from foreign applicants was **10,801**.

TREND OF APPLICATION FILED FROM 2004-05 to 2008-09

Year	Indian Applicants	Foreign Applicants	Total
2004-05	63,906	15,090	78,996
2005-06	73,308	12,361	85,669
2006-07	88,210	15,209	1,03,419
2007-08	1,17,014	6,500	1,23,514
2008-09	1,19,371	10,801.	1,30,172



4. Trend of Applications for different types of trademarks:

The table given below provides the trend in applications filed for different types of trademarks during the year 2008-09. It is observed that altogether 79,059 device marks type of applications were filed which is about 61% of the total filing and similarly about 51082 word mark type of trademarks applications were filed which is 39% of total filing.

TRENDS IN APPLICATIONS FILED FOR DIFFERENT TYPES OF TRADE MARKS

Type of Marks	2007-08	2008-09
Word Marks	71,202	51,082
Device Marks	52,256	79,059
Number Marks	20	-
Letter Marks	36	31
Letter And Numeral	-	-
Total	1,23,514	1,30,172

5. Class wise filing trend:

The table given below provides the details of class wise trend of trademarks applications filed during the year 2008-09. As in the previous year, for this year also the largest numbers of applications received were in respect of goods in **Class 5** (Pharmaceuticals, Veterinary and Sanitary Substances etc.).



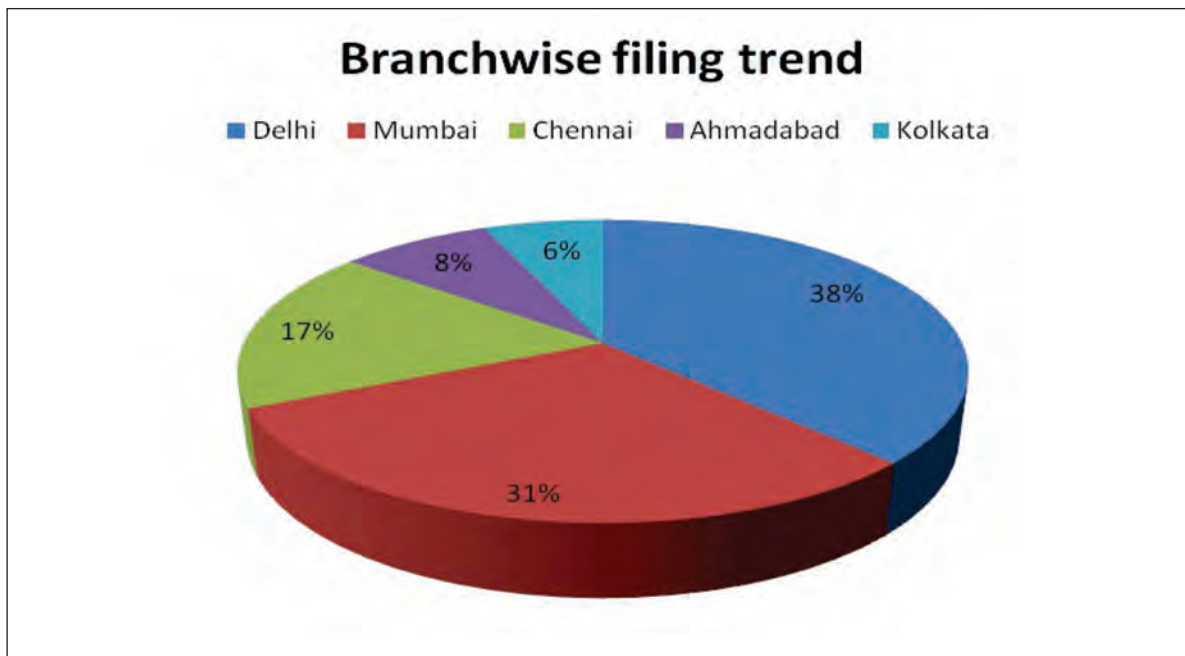
STATEMENT SHOWING CLASS-WISE DISTRIBUTION OF APPLICATIONS FOR REGISTRATION OF TRADE MARKS

Class	GOODS	Applications Filed	% of total filing
1	Chemical products used in industry, science, photography, agriculture, horticulture, forestry, manures etc.	2189	1.68
2	Paints and Varnishes	992	0.76
3	Perfumery, cosmetics etc.	4419	3.39
4	Industrial Oil and Greases (Other than edible Oil) etc.	661	0.51
5	Medicinal, Pharmaceuticals, Veterinary and Sanitary substances etc.	20984	16.12
6	Un-Wrought and partly-wrought common metal and their alloys etc.	2145	1.65
7	Machines and Mechanic Tools, Motors, etc.	3517	2.70
8	Hand Tools and Instruments etc.	660	0.51
9	Scientific, Nautical, Surveying and Electrical apparatus etc.	7347	5.64
10	Surgical, Medical, Dental And Veterinary Instruments, apparatus etc.	1359	1.04
11	Installation for Lighting, Heating etc.	2939	2.26
12	Vehicles and their parts, apparatus, Locomotion by land, air & water	2002	1.54
13	Fire arms, ammuniton and projectiles, etc.	236	0.18
14	Precious metals and their alloys, etc.	1545	1.19
15	Musical instruments (other than talking machines and wireless apparatus)	232	0.18
16	Paper and Paper Articles, Stationery, Printed Matters etc.	4970	3.82
17	Gutta Percha, India Rubber etc.	1353	1.04
18	Leather and Imitation of Leather etc	1005	0.77
19	Building Materials etc.	2410	1.85
20	Furniture, Mirrors etc.	1409	1.08
21	Small Domestic Utensils etc.	1360	1.04
22	Ropes, Strings etc.	336	0.26
23	Yarns and threads	404	0.31
24	Tissues (Piece goods) etc	2059	1.58
25	Clothing including Boots, Shoes and Slippers	6190	4.76
26	Laces and embroidery, Ribbons and braids etc.	510	0.39
27	Carpets, rugs, mats etc.	324	0.25
28	Games and Playthings etc.	949	0.73
29	Meat, Fish, Poultry etc.	2862	2.20
30	Coffee, Tea, Cocoa etc.	6282	4.83
31	Agricultural, Horticultural and Forestry Products and Grains not included in other classes	2310	1.77
32	Beer, Ale and Port, Mineral and Aerated Waters and Other Non-Alcoholic drinks not included in other Classes	2403	1.85
33	Wines, Spirits and Liqueurs	1121	0.86
34	Tobacco, Raw or Manufactured, Smokers Articles, Matches.	1560	1.20
35	Advertising, business management,	7755	5.96

	business administration, office functions		
36	Insurance, financial affairs; monetary affairs, real estate affairs	2743	2.11
37	Building construction; repairs; installation services	2360	1.81
38	Telecommunications	1958	1.50
39	Transport, packaging and storage of goods; travel arrangement	1541	1.18
40	Treatment of materials	554	0.43
41	Education; providing of training, entertainment; sporting and cultural activities	7022	5.39
42	Providing of foods and drink; temporary accommodation, medical, hygienic and beauty care; veterinary and agricultural services; legal services; scientific and industrial research, computer programming; services that cannot be classified in other classes	9029	6.94
	Multiple classes	6166	4.74
	Total	130172	100

6. Branch wise filing trend:

During this year the maximum number of applications were filed at Delhi branch of the Registry (**48,987**) followed by the branches at Mumbai (**39,808**), Chennai (**22,681**), Ahmedabad (**10,445**) and Kolkata (**8,251**)





7. Registration of Trademarks and other activities:

During 2008-09, the number of trade marks registered was 1,02,257 as against 1,00,857 during the preceding year. The total Number of Registered Trade Marks as of 31st March, 2009 is 7,55,335. The number of trademarks registered during last five years is given in Annex IV.


The number of registered trade marks renewed during the year was 29,749. Assignment of 7,321 trade marks with or without goodwill of business were received during 2008-09, out of this 5,321 entries were made in the register involving alteration of names, business address etc.

Further, 4,926 certificates were issued on request for use in legal proceedings or for obtaining registration abroad. Under Section 45(1) of the Copyright Act, 1957 (as amended by Act No. 23 Of 1983), 3,187 certificates were issued for registration of artistic work as copyright during the year.

During the year, the Registry received 1, 70,490 requests for search of trade marks. All 1,70,490 requests were disposed off. The number of requests seeking the Registrar's preliminary advice under section 133(1) of the Act and rule 23 during the year was 40. All 40 requests were disposed off by the Registry.

The registry also advertised 1,20,234 applications for registration of trade marks in the Trade Marks Journal as compared to 1,02,777 during the preceding year. The trend of trademarks published in the Trade Marks Journal in the preceding five years is given in Annex II.

The Registry also dealt with legal proceedings which were primarily opposition and rectification proceeding under the Act and rules. 20,299 Notices of Opposition to registration of trade marks and 388 applications for rectification of the register were filed. Out of these 5,709 Notices of Opposition and 132 applications for rectifications of the register were filed at the Head Office at Mumbai and the rest at the branch offices at Kolkata, Chennai, New Delhi and Ahmedabad.





During the year, 9,175 hearings were posted in respect of opposition, rectification and interlocutory petitions and 47,007 hearings were posted in respect of applications for registration of trade marks. Out of this 4,703 opposition, rectification and interlocutory petitions and 36,266 applications for registration of trade marks were finally disposed off. Details of hearings posted at the Trade Marks Registry, Mumbai and its branch offices at Kolkata, Chennai, Ahmedabad and Delhi are given in Annex III.

During the year 192 Appeals against orders of the Registrar and Hearing Officers were filed. Out of this 24 Appeals were disposed off. With the coming into force of the Trade Marks Act, 1999 appeals from the orders and decision of the Registrar and other Hearing Officers lies with the Intellectual Property Appellate Board located at Chennai

The Registry also received 17 complaints under section 107 regarding false representation of trademarks as registered during the year out of which 5 cases were disposed.

During the year under the report the number of requests received under the Right to Information Act, 2005 was 1316 and the number of requests disposed off was 1307.

8. CLASSWISE STATEMENT OF THE NUMBER OF TRADE MARKS REGISTERED:

The following table provides the class wise statement of the number of trademarks registered during the year 2008-09. It is observed that 11313 trademarks were registered under class 5, which is 11.06 % of the total registration, followed by class 9 which is 6.03 %. However 18005 trademarks were registered in the multiple classes is the highest and is about 17.61 % of total registered applications.

CLASSWISE STATEMENT OF THE NUMBER OF TRADE MARKS REGISTERED

Class	Kind of Goods	Trademarks Registered	% of Total Filing
1	Chemical products used in industry, science, photography, agriculture, horticulture, forestry, manures etc.	1683	1.65
2	Paints and Varnishes	900	0.88
3	Perfumery, cosmetics etc.	3351	3.28
4	Industrial Oil and Greases (Other than edible Oil) etc.	629	0.62
5	Medicinal, Pharmaceuticals, Veterinary and Sanitary substances etc.	11313	11.06



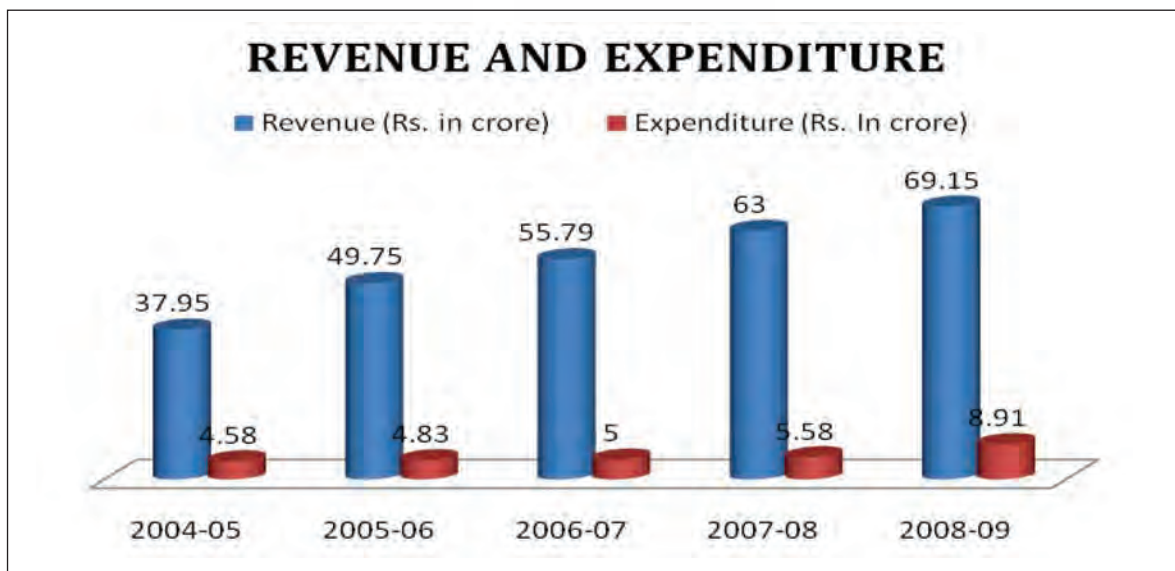
6	Un-Wrought and partly-wrought common metal and their alloys etc.	1492	1.46
7	Machines and Mechanic Tools, Motors, etc.	2812	2.75
8	Hand Tools and Instruments etc.	584	0.57
9	Scientific, Nautical, Surveying and Electrical apparatus etc.	6171	6.03
10	Surgical, Medical, Dental And Veterinary Instruments, apparatus etc.	970	0.95
11	Installation for Lighting, Heating etc.	1945	1.90
12	Vehicles and their parts, apparatus, Locomotion by land, air & water	1720	1.68
13	Fire arms, ammunition and projectiles, etc.	230	0.22
14	Precious metals and their alloys, etc.	1175	1.15
15	Musical instruments (other than talking machines and wireless apparatus)	239	0.23
16	Paper and Paper Articles, Stationery, Printed Matters etc.	4708	4.60
17	Gutta Percha, India Rubber etc.	1163	1.14
18	Leather and Imitation of Leather etc	786	0.77
19	Building Materials etc.	1650	1.61
20	Furniture, Mirrors etc.	1000	0.98
21	Small Domestic Utensils etc.	997	0.97
22	Ropes, Strings etc.	361	0.35
23	Yarns and threads	410	0.40
24	Tissues (Piece goods) etc	1702	1.66
25	Clothing including Boots, Shoes and Slippers	4124	4.03
26	Laces and embroidery, Ribbons and braids etc.	497	0.49
27	Carpets, rugs, mats etc.	350	0.34
28	Games and Playthings etc.	692	0.68
29	Meat, Fish, Poultry etc.	1952	1.91
30	Coffee, Tea, Cocoa etc.	4377	4.28
31	Agricultural, Horticultural and Forestry Products and Grains not included in other classes	1607	1.57
32	Beer, Ale and Port, Mineral and Aerated Waters and Other Non-Alcoholic drinks not included in other Classes	1362	1.33
33	Wines, Spirits and Liqueurs	914	0.89
34	Tobacco, Raw or Manufactured, Smokers Articles, Matches.	1245	1.22
35	Advertising, business management, business administration, office functions	4206	4.11
36	Insurance, financial affairs; monetary affairs, real estate affairs	1653	1.62
37	Building construction; repairs; installation services	1565	1.53
38	Telecommunications	1186	1.16
39	Transport, packaging and Storage of goods; travel arrangement	1071	1.05
40	Treatment of materials	415	0.41
41	Education; providing of training, entertainment; sporting and cultural activities	3334	3.26

42	Providing of foods and drink; temporary accommodation, medical, hygienic and beauty care; veterinary and agricultural services; legal services; scientific and industrial research, computer programming; services that cannot be classified in other classes	5711	5.58
Multiple	Multiple classes	18005	17.61
	Total	102257	100

9. REVENUE AND EXPENDITURE

The Trade Marks Registry generated a revenue of Rs. 69,15,02,297 during the year 2008-09 as compared to that of the previous year of Rs. 63,00,36,633. The expenditure incurred during this year was Rs.8,91,46,467 as against Rs.5,57,57,004 during the previous year.

Sl.No.	Year	Revenue (Rs. in crore)	Expenditure (Rs. In crore)
1	2004-05	37.95	4.58
2	2005-06	49.75	4.83
3	2006-07	55.79	5.00
4	2007-08	63.00	5.58
5	2008-09	69.15	8.91





10. MAIN FEATURES OF THE TRADE MARKS ACT, 1999

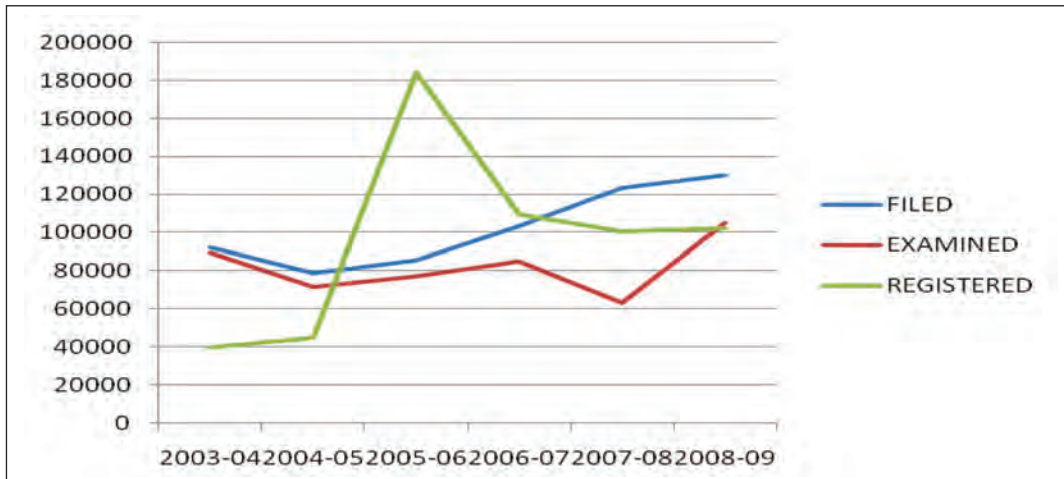
- Inclusion of services in the definition of trade mark.
- Provision for registration of collective mark.
- Establish a single register of trade marks instead of two parts Part- A and Part-B.
- Provision for single application for registration in more than one class of goods and/or services.
- Increase in initial term of registration of trade mark from 7 to 10 years
- Providing a grace period of six months for payment of renewal fees.
- Amplification of circumstances in which validity of registration can be contested.
- Delegation of powers to the Registrar for disposing off certain applications.
- Harmonizing penal provisions of the trade marks law with copyright law.
- Provisions for establishment of an Appellate Board.

ANNEX I

TRENDS IN TRADE MARKS APPLICATIONS FOR LAST 5 YEARS

	2003-04	2004-05	2005-06	2006-07	2007-08	2008-09
FILED	92251	78996	85699	103419	123514	130172
EXAMINED	89958	72091	77500	85185	63605	105219
REGISTERED	39762	45015	184325	109361	100857	102257

GRAPHICAL REPRESENTATION TRENDS IN TRADE MARKS APPLICATIONS FOR LAST 5 YEARS



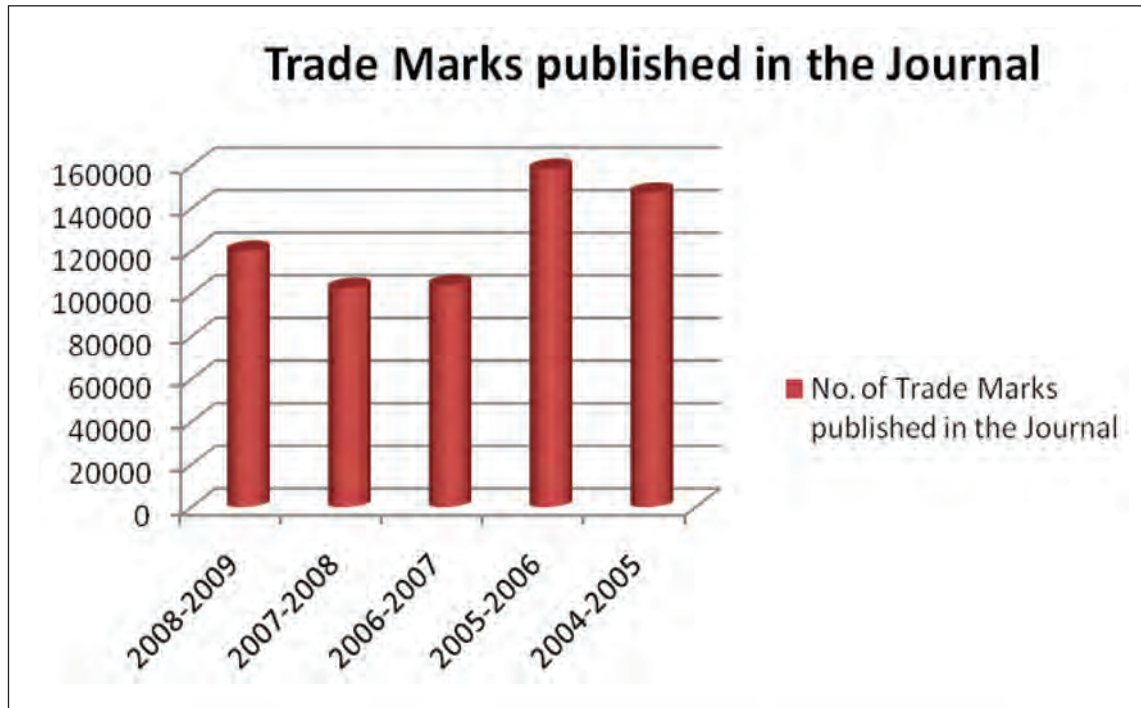
ANNEX II

Number of Trademarks published during last five years

Sl.No.	Year	No. of Trademarks published in the Journal
1.	2008-2009	120234
2.	2007-2008	102777
3.	2006-2007	104260
4.	2005-2006	158665
5.	2004-2005	147490
	Total	633426



Graphical representation of number of Trademarks published during last five years



ANNEX III

DETAILS OF HEARING POSTED AT VARIOUS TRADE MARKS OFFICES FROM 1st APRIL 2008 TO 31st MARCH 2009.

SR. No.	Place of Hearing	Oppositions/ Rectifications/ Interlocutory Petitions(IP) filed	Hearing of opposition/ rectification/ IP	Application heard
1	Mumbai	5988	1294	7300
2	Kolkata	1654	5288	6420
3	Chennai	5213	774	20478
4	Delhi	6527	1168	9565
5	Ahmedabad	2024	651	3244
	TOTAL	21406	9175	47007



ANNEX IV

TRADEMARKS REGISTERED DURING LAST FIVE YEARS

Sl. No.	Year	Numbers of Trademarks Registered
1	2004-2005	45015
2	2005-2006	184325
3	2006-2007	109361
4	2007-2008	100857
5	2008-2009	102257
	Total	541815

GRAPHICAL REPRESENTATION OF TRADEMARKS REGISTERED DURING LAST FIVE YEARS





CHAPTER- VI

Geographical Indications

1. INTRODUCTION:

The Geographical Indications Registry is set up for the administration of the Geographical Indications of Goods (Registration and Protection) Act, 1999, which has come into force on 15th September 2003. The Registry office is situated at Chennai.

2. DETAILS OF THE GI REGISTRY:

The Registry has started receiving applications for Registration since 15th September 2003 and since then the Registry has received a total number of 165 (One Hundred and Sixty Five) applications till 31st March 2009 (Annexure-I).

During the Reporting year a total number of 45 (Forty Five) registration certificates have been issued and a total of One Hundred and Six Geographical Indications (GIs) have been registered up to 31st March 2009. List of registered GIs (Products), which *inter-alia*, include, Darjeeling Tea, Pochampally Ikat, Chanderi Sarees, Kota Doria, Kancheepuram silk, Mysore Agarbathi, Mysore silk, Madurai Sungudi, Kullu Shawl, Dharwad Pedha, Assam Tea, Nilgiri Tea, Kani Shawl, Kashmir Pashmina, Kashmir Sozani Craft, etc. (Annexure-II)

The Registry has also taken up initiative to organise Awareness programmes throughout India to promote registration of the Indian GIs. The sectors being focused on are tea, coffee, rice, spices, tobacco, horticulture products, handloom products, handicrafts, textiles, processed food items, and spirits and wines. Up to 31st March 2009, 21 sensitization seminars / workshops have been conducted, out of which 11 have been conducted by the Registry individually and 10 have been conducted by the external agencies. The Registry officials have participated as faculties in seminars / workshops conducted by external agencies. (Annexure-III)

The publication of Geographical Indications Journal has been made in-house. A total number of 5 issues (including one Supplementary issue) of the Journal have been published during the year and total number of 26 (TWENTY SIX) applications have been advertised in these issues.

The details of revenue generated and expenditure incurred by GI Registry during 2008-09 are given in Annexure IV.



ANNEXURE - I

DETAILS OF GI APPLICATIONS FILED AS ON MARCH 31, 2009

App.No.	Geographical Indications	Date of Filing	Class	Goods
1	Darjeeling Tea (word)	27.10.2003	30	Agricultural
2	Darjeeling Tea (Logo)	27.10.2003	30	Agricultural
3	Aranmula Kannadi	08.12.2003	20	Handicraft
4	Pochampalli Ikat	15.12.2003	24, 25 & 27	Handicraft
5	Salem Fabric	12.02.2004	24	Handicraft
6	Payyannur Pavithra Ring	23.02.2004	14	Handicraft
7	Chanderi Fabric	02.04.2004	24	Handicraft
8	Solapur Chaddar	05.04.2004	24	Handicraft
9	Solapur Terry Towel	20.05.2004	24	Handicraft
10	Kotpad Handloom fabric	10.06.2004	24	Handicraft
11	Mysore Silk	22.07.2004	24, 25 & 26	Handicraft
12	Kota Doria	22.07.2004	24 & 25	Handicraft
13 & 18	Mysore Agarbathi & Mysore Agarbathi (Logo)	11.08.2004 25.11.2004	3	Manufactured
14	Basmati Rice	19.08.2004	30	Agricultural
15	Kancheepuram Silk	07.10.2004	24 & 25	Handicraft
16	Bhavani Jamakkalam	25.10.2004	24	Handicraft
17	Navara Rice	25.11.2004	30	Agricultural
19	Kullu Shawl	10.12.2004	24	Handicraft
20	Bidriware	24.01.2005	6	Handicraft
21	Madurai Sungudi	24.01.2005	24 & 25	Handicraft
22	Orissa Ikat	01.02.2005	23, 24 & 25	Handicraft
23	Channapatna Toys & Dolls	07.02.2005	28	Handicraft
24	Mysore Rosewood Inlay	07.02.2005	19, 20, 27 & 28	Handicraft
25	Kangra Tea	11.02.2005	30	Agricultural
26	Coimbatore Wet Grinder	14.03.2005	7	Manufactured
27	Phulkari	14.03.2005	26	Handicraft
28	Srikalahasthi Kalamkari	16.03.2005	24, 25 & 27	Handicraft
29	Mysore Sandalwood Oil	18.03.2005	3	Manufactured
30	Mysore Sandal soap	18.03.2005	3	Manufactured
31	Kasuti Embroidery	31.03.2005	26	Handicraft
32	Mysore Traditional Paintings	31.03.2005	16	Handicraft
33	Coorg Orange	31.03.2005	31	Agricultural
34	Mysore Betel leaf	31.03.2005	31	Agricultural



35	Nanjanagud Banana	31.03.2005	31	Agricultural
36	Palakkadan Matta Rice	18.04.2005	30	Agricultural
37	Madhubani Paintings	22.08.2005	16	Handicraft
38	Jamnagar Petrol	15.09.2005	4	Natural
39	Jamnagar Fuel	15.09.2005	4	Natural
40	Krishna Godavari Gas	15.09.2005	4	Natural
41	Jamnagar LPG	15.09.2005	4	Natural
42	Jamnagar Diesel	15.09.2005	4	Natural
43	Pisco (Convention Application)	29.09.2005	33	Food Stuff
44	Kondapalli Bommallu	10.11.2005	16, 20	Handicraft
45	Poddar Diamond	28.11.2005	14	Handicraft
46	Kashmir Pashmina	09.12.2005	24	Handicraft
47	Thanjavur Paintings	04.01.2006	16	Handicraft
48	Kashmir Sozani Craft	19.01.2006	26	Handicraft
49 & 56	Malabar Pepper	13.02.2006 20.07.2006	30	Agricultural
50	Allahabad Surkha	13.02.2006	31	Agricultural
51	Kani Shawl	13.02.2006	25	Handicraft
52	Nakshi Kantha	07.04.2006	19, 20 & 24	Handicraft
53	Silver Filigree of Karimnagar	28.04.2006	6, 8, 14, 18, 20, 26 & 28	Handicraft
54	Alleppey Coir	03.07.2006	27	Handicraft
55	Muga Silk	20.07.2006	26	Handicraft
57	Coconut shell crafts of Kerala	26.07.2006	20	Handicraft
58	Screw pine crafts of Kerala	26.07.2006	27	Handicraft
59	Maddalam of Palakkad (Kerala)	26.07.2006	15	Handicraft
60	Ganjifa cards of Mysore (Karnataka)	26.07.2006	16	Handicraft
61	Navalgund durries	26.07.2006	24	Handicraft
62	Karnataka bronze ware	26.07.2006	6	Handicraft
63	Thanjavur Art Plate	26.07.2006	14	Handicraft
64	Swamimalai Bronze icons	26.07.2006	6	Handicraft
65	Temple jewellery of Nagercoil	26.07.2006	14	Handicraft
66	Blue Pottery of Jaipur	14.08.2006	21	Handicraft
67	Molela Clay Idols	31.08.2006	21	Handicraft
68	Kathputlis of Rajasthan	31.08.2006	28	Handicraft
69	Mysore Malligae	24.07.2006	31	Agricultural
70	Udupi Malligae	24.07.2006	31	Agricultural
71	Hadagali Malligae	24.07.2006	31	Agricultural
72	Alleppey Green Cardamom	14.09.2006	30	Agricultural
73	Applique - Khatwa Patch Work of Bihar	21.09.2006	26 & 24	Handicraft
74	Sujini Embroidery Work of Bihar	21.09.2006	24 & 26	Handicraft
75	Sikki Grass Work of Bihar	21.09.2006	20	Handicraft



76	Ilkal Sarees	16.10.2006	24	Handicraft
77	Molakalmuru Sarees	16.10.2006	24	Handicraft
78	Coorg Green Cardamom	27.12.2006	30	Agricultural
79	Chamba Rumal	22.01.2007	24	Handicraft
80	Dharwad Pedha	24.01.2007	29	Food Stuff
81	Pokkali Rice	29.01.2007	30	Agricultural
82	Bastar Iron Craft	12.03.2007	6 & 21	Handicraft
83	Bastar Dhokra	12.03.2007	6 & 21	Handicraft
84	Bastar Wooden Craft	12.03.2007	20	Handicraft
85	Monsooned Malabar Arabica Coffee	05.04.2007	30	Agricultural
86 & 108	Pipli Applique Work	09.04.2007 22.08.2007	24	Handicraft
87	Konark Stone Carving	09.04.2007	19	Handicraft
88	Orissa Pattachitra	09.04.2007	24 & 16	Handicraft
89	Budiiti Bell & Brass Craft	16.04.2007	6	Handicraft
90	Machilipatnam Kalamkari	16.04.2007	24, 25 & 27	Handicraft
91	Nirmal Toys and Crafts	16.04.2007	20 & 28	Handicraft
92	Arani Silk	25.04.2007	24 & 25	Handicraft
93	Kovai Kora Cotton Sarees	25.04.2007	24 & 25	Handicraft
94	Salem Silk	16.05.2007	24 & 25	Handicraft
95	E. I. Leather	18.05.2007	18	Manufactured
96	Thanjavur Doll	18.05.2007	28	Handicraft
97	Leather Toys of Indore	13.06.2007	18	Handicraft
98	Bagh Prints of Madhya Pradesh	13.06.2007	24	Handicraft
99	Banaras Brocades and Sarees	04.07.2007	23, 24, 25 & 26	Handicraft
100	Sankheda Furniture	05.07.2007	20	Handicraft
101	Agates of Cambay	05.07.2007	14	Handicraft
102	Bell Metal Ware of Datia and Tikamgarh	05.07.2007	6	Handicraft
103	Kutch Embroidery	11.07.2007	26 & 24	Handicraft
104	Santiniketan Leather Goods	12.07.2007	18	Handicraft
105	Nirmal Furniture	01.08.2007	20	Handicraft
106	Nirmal Paintings	01.08.2007	16 & 20	Handicraft
107	Andhra Pradesh Leather Puppetry	01.08.2007	18, 27 & 28	Handicraft
109	Naga Mircha	22.08.2007	31	Agricultural
110	Eathomozhy Tall Coconut	07.09.2007	31	Agricultural
111	Laxman Bhog Mango	19.09.2007	31	Agricultural
112	Khirsapati (Himsagar) Mango	19.09.2007	31	Agricultural
113	Fazli Mango grown in the district of Malda	01.10.2007	31	Agricultural
114	Monsooned Malabar Robusta Coffee	12.10.07	30	Agricultural
115 & 118	Assam (Orthodox) Logo	19.11.2007 22.11.2007	30	Agricultural



116 & 117	Nilgiri (Orthodox) Logo	19.11.2007 22.11.2007	30	Agricultural
119	Lucknow Chikan Craft	07.12.07	26	Handicraft
120	Feni	19.12.2007	33	Manufactured
121	Tirupathi Laddu	31.03.2008	30	Food Stuff
122	Uppada Jamdani Sarees	10.04.2008	24 & 25	Handicraft
123	Dindori Wine	22.04.2008	33	Manufactured
124	Virupakshi Hill Banana	12.5.2008	31	Agricultural
125	Mango Malihabadi Dusseheri	15.5.2008	31	Agricultural
126	Sirumalai Hill Banana	22.5.2008	31	Agricultural
127	Tangaliya Shawl	9.6.2008	24,25 &27	Handicraft
128	Puneri Pagadi	10.6.2008	25	Handicraft
129	Bydagi Chilli	01.08.2008	30	Agricultural
130	Vazhakkulam Pineapple	27.08.2008	31	Agricultural
131	Devanahalli Pomello	04.09.2008	31	Agricultural
132	Appemidi Mango	04.09.2008	31	Agricultural
133	Kamalapur Red Banana	04.09.2008	31	Agricultural
134	Sandur Lambani Embroidery	09.09.2008	26	Handicraft
135	Toda Embroidery	11.09.2008	24,25& 26	Handicraft
136	Khandua Saree and Fabrics of Orissa	12.09.2008	23, 24 & 25	Handicraft
137	Gadwal Sarees	22.09.2008	24	Handicraft
138	Santipur Saree	22.09.2008	24	Handicraft
139	Alphonso Mango	22.09.2008	31	Agricultural
140	Champagne (Convention Application)	29.09.2008	33	Manufactured
141	Vazhakkulam Pineapple	15.10.2008	31	Agricultural
142	Bikaneri Bhujia	28.10.2008	30	Food Stuff
143	Guntur Sannam Chilli	29.10.2008	30	Agricultural
144	Cannanore Home Furnishings	14.11.2008	22, 23, 24 & 27	Handicraft
145	Basmati	26.11.2008	30	Agricultural
146	Napa Valley (Convention Application)	26.11.2008	33	Manufactured
147	Sanganeri Print	02.12.2008	24 & 25	Handicraft
148	Handmade Carpet of Bhadohi - Mirzapur Region of UP	02.12.2008	27	Handicraft
149	Kinnauri Shawl	04.12.2008	24	Handicraft
150	Paithani Saree & Fabrics	05.01.2009	24 & 25	Handicraft
151	Scotch Whisky (Convention Application)	05.01.2009	32 & 33	Manufactured
152	Balaramapuram Sarees and Fine Cotton Fabrics	19.01.2009	24 & 25	Handicraft
153	Paithan's Paithani	09.02.2009	24 & 25	Handicraft
154	Mahabaleshwar Strawberry	09.02.2009	31	Agricultural
155 & 156	Firozabad Glass (Logo)	09.02.2009	9,11 & 21	Handicraft



157 & 158	Kannauj Perfume (Logo)	09.02.2009	3	Manufactured
159 & 160	Kanpur Saddlery (Logo)	09.02.2009	18	Handicraft
161 & 162	Moradabad Metal Craft (Logo)	09.02.2009	6	Handicraft
163	Central Travancore Jaggery	02.03.2009	30	Agricultural
164	Prosciutto di Parma "Parma Ham"	26.03.2009	29	Food Stuff
165	Nashik Grapes	26.03.2009	31	Agricultural

ANNEXURE -II

G.I APPLICATIONS REGISTERED FROM APRIL 2004 TO MARCH 31, 2009

FROM APRIL 2004 - MARCH 2005

S.No	App.No	Class	Date of Filing	Geographical Indications	Status	Registered on	State
1	1 & 2	30	27.10.2003	Darjeeling Tea (word & Logo)	Registered	29.10.2004	West Bengal
2	4	24, 25 & 27	15.12.2003	Pochampalli Ikat	Registered	31.12.2004	Andhra Pradesh
3	7	24	02.04.2004	Chanderi Fabric	Registered	28.01.2005	Madhya Pradesh

FROM APRIL 2005 - MARCH 2006

1	20	6	24.01.2005	Bidriware	Registered	30.01.2006	Karnataka
2	10	24	10.06.2004	Kotpad Handloom fabric	Registered	02.06.2005	Orissa
3	13 & 18	3	11.08.2004 25.11.2004	Mysore Agarbathi & (Mysore Agarbathi (Logo))	Registered	02.06.2005	Karnataka
4	15	24 & 25	07.10.2004	Kancheepuram Silk	Registered	02.06.2005	Tamil Nadu
5	12	24 & 25	22.07.2004	Kota Doria	Registered	05.07.2005	Rajasthan
6	16	24	25.10.2004	Bhavani Jamakkalam	Registered	05.07.2005	Tamil Nadu
7	3	20	08.12.2003	Aranmula Kannadi	Registered	19.09.2005	Kerala
8	5	24	12.02.2004	Salem Fabric	Registered	19.09.2005	Tamil Nadu
9	8	24	05.04.2004	Solapur Chaddar	Registered	19.09.2005	Maharashtra
10	9	24	20.05.2004	Solapur Terry Towel	Registered	19.09.2005	Maharashtra
11	11	24, 25 & 26	22.07.2004	Mysore Silk	Registered	28.11.2005	Karnataka
12	21	24 & 25	24.01.2005	Madurai Sungudi	Registered	12.12.2005	Tamil Nadu
13	25	30	11.02.2005	Kangra Tea	Registered	12.12.2005	Himachal Pradesh
14	19	24	10.12.2004	Kullu Shawl	Registered	12.12.2005	Himachal Pradesh
15	23	28	07.02.2005	Channapatna Toys & Dolls	Registered	30.01.2006	Karnataka
16	24	19, 20, 27 & 28	07.02.2005	Mysore Rosewood Inlay	Registered	30.01.2006	Karnataka
17	26	7	14.03.2005	Coimbatore Wet Grinder	Registered	30.01.2006	Tamil Nadu
18	29	3	18.03.2005	Mysore Sandalwood Oil	Registered	30.01.2006	Karnataka



19	30	3	18.03.2005	Mysore Sandal soap	Registered	30.01.2006	Karnataka
20	31	26	31.03.2005	Kasuti Embroidery	Registered	30.01.2006	Karnataka
21	32	16	31.03.2005	Mysore Traditional Paintings	Registered	30.01.2006	Karnataka
22	33	31	31.03.2005	Kodagina Kittale(Coorg Orange)	Registered	30.01.2006	Karnataka
23	34	31	31.03.2005	Mysore Betel vine	Registered	30.01.2006	Karnataka
24	35	31	31.03.2005	Nanjanagud Banana	Registered	30.01.2006	Karnataka

FROM APRIL 2006 - MARCH 2007

1	22	23, 24 & 25	01.02.2005	Orissa Ikat	Registered	07.06.2006	Orissa
2	28	24, 25 & 27	16.03.2005	Srikalahasthi Kalamkari	Registered	05.02.2007	Andhra Pradesh
3	44	16 & 20	10.11.2005	Kondapalli Bommallu	Registered	05.02.2007	Andhra Pradesh

FROM APRIL 2007 TO MARCH 2008

1	37	16	22.08.2005	Madhubani Painting	Registered	16.05.2007	Bihar
2	47	16	04.01.2006	Thanjavur Painting	Registered	16.05.2007	Tamil Nadu
3	53	6, 8, 14, 18, 20, 26 & 28	28.04.2006	Silver Filigree of Karimnagar	Registered	16.05.2007	Andhra Pradesh
4	54	27	03.07.2006	Alleppey Coir	Registered	16.05.2007	Kerala
5	69	31	24.07.2006	Mysore Malligae	Registered	16.05.2007	Karnataka
6	70	31	24.07.2006	Udupi Malligae	Registered	16.05.2007	Karnataka
7	71	31	24.07.2006	Hadagali Malligae	Registered	16.05.2007	Karnataka
8	55	26	20.07.2006	Muga Silk	Registered	13.07.2007	Assam
9	65	14	26.07.2006	Temple Jewellery of Nagercoil	Registered	13.07.2007	Tamil Nadu
10	17	30	25.11.2004	Navara Rice	Registered	24.09.2007	Kerala
11	36	30	18.04.2005	Palakkadan Matta Rice	Registered	24.09.2007	Kerala
12	63	14	26.07.2006	Thanjavur Art Plate	Registered	24.09.2007	Tamil Nadu
13	76	24	16.10.2006	Ilkal Sarees	Registered	24.09.2007	Karnataka
14	73	24	21.09.2006	Applique (Khatwa) Work of Bihar	Registered	06.11.2007	Bihar
15	74	26	21.09.2006	Sujini Embroidery Work of Bihar	Registered	06.11.2007	Bihar
16	75	20	21.09.2006	Sikki Grass Work of Bihar	Registered	06.11.2007	Bihar
17	49	30	13.02.2006	Malabar Pepper	Registered	21.02.2008	Kerala
18	50	31	13.02.2006	Allahabad Surkha Guava	Registered	21.01.2008	Uttar Pradesh
19	52	19,20,24 & 25	07.04.2006	Nakshi Kantha	Registered	21.01.2008	New Delhi
20	60	16	26.07.2006	Ganjifa Cards of Mysore	Registered	28.03.2008	Karnataka
21	61	27	26.07.2006	Navalgund Durries	Registered	28.03.2008	Karnataka
22	62	6	26.07.2006	Karnataka Bronze Ware	Registered	28.03.2008	Karnataka
23	72	30	14.09.2006	Alleppey Green Cardamom	Registered	28.03.2008	Kerala



24	77	24	16.10.2006	Molakalmuru Sarees	Registered	28.03.2008	Karnataka
25	78	30	27.12.2006	Coorg Green Cardamom	Registered	28.03.2008	Karnataka
26	85	30	05.04.2007	Monsooned Malabar Arabica Coffee	Registered	28.03.2008	Kerala
27	92	24 & 25	25.04.2007	Arani Silk	Registered	28.03.2008	Tamil Nadu
28	93	24 & 25	25.04.2007	Kovai Kora Cotton Sarees	Registered	28.03.2008	Tamil Nadu
29	94	24 & 25	16.05.2007	Salem Silk	Registered	28.03.2008	Tamil Nadu
30	95	18	18.05.2007	E I Leather	Registered	28.03.2008	Tamil Nadu
31	114	30	12.10.2007	Monsooned Malabar Robusta Coffee	Registered	28.03.2008	Kerala

FROM APRIL 2008 TO MARCH 2009

1	57	20	26.07.2006	Brass Broidered Coconut Shell crafts of Kerala	Registered	10.07.2008	Kerala
2	58	27	26.07.2006	Screw pine crafts of Kerala	Registered	22.04.2008	Kerala
3	59	15	26.07.2006	Maddalam of Palakkad (Kerala)	Registered	22.04.2008	Kerala
4	64	6	26.07.2006	Swamimalai Bronze Icons	Registered	22.04.2008	Tamil Nadu
5	66	21	14.08.2006	Blue Pottery of Jaipur	Registered	10.07.2008	Rajasthan
6	67	21	31.08.06	Molela Clay idols	Registered	10.07.2008	Rajasthan
7	68	28	31.08.06	Kathputlis of Rajasthan	Registered	10.07.2008	Rajasthan
8	82	6 & 21	12.03.07	Bastar Iron Craft	Registered	10.07.2008	Chhattisgarh
9	83	6 & 21	12.03.2007	Bastar Dhokra	Registered	22.04.2008	Chhattisgarh
10	84	20	12.03.2007	Bastar Wooden Craft	Registered	22.04.2008	Chhattisgarh
11	87	19	09.04.07	Konark Stone Carving	Registered	10.07.2008	Orissa
12	88	27	09.04.07	Orissa Pattachitra	Registered	10.07.2008	Orissa
13	90	24, 25 & 27	16.04.07	Machilipatnam Kalamkari	Registered	10.07.2008	Andhra Pradesh
14	91	20 & 28	16.04.07	Nirmal Toys and Crafts	Registered	22.04.2008	Andhra Pradesh
15	97	18	13.06.07	Leather Toys of Indore	Registered	10.07.2008	Madhya Pradesh
16	98	24	13.06.07	Bagh Prints of Madhya Pradesh	Registered	10.07.2008	Madhya Pradesh
17	100	20	05.07.07	Sankheda Furniture	Registered	10.07.2008	Gujarat
18	101	14	05.07.07	Agates of Cambay	Registered	10.07.2008	Gujarat
19	102	6	05.07.07	Bell Metalware of Datia & Tikamgarh	Registered	10.07.2008	Madhya Pradesh
20	103	26 & 24	11.07.07	Kutch Embroidery	Registered	10.07.2008	Gujarat
21	110	31	07.09.07	Ethomozhy Tall Cocunut	Registered	10.07.2008	Tamil Nadu
22	51	25	13.02.2006	Kani Shawl	Registered	29.07.2008	Jammu & Kashmir
23	79	24	22.01.07	Chamba Rumal	Registered	09.09.2008	Himachal Pradesh
24	80	29	24.01.07	Dharwad Pedha	Registered	09.09.2008	Karnataka
25	81	30	29.01.07	Pokkali Rice	Registered	09.09.2008	Kerala
26	86	24	09.04.07	Pipli Applique Work	Registered	09.09.2008	Orissa
27	89	6	16.04.07	Budiiti Bell & Brass Craft	Registered	09.09.2008	Andhra Pradesh
28	96	28	18.05.07	Thanjavur Doll	Registered	09.09.2008	Tamil Nadu
29	104	18	12.07.07	Santiniketan Leather Goods	Registered	09.09.2008	West Bengal



30	105	20	01.08.07	Nirmal Furniture	Registered	09.09.2008	Andhra Pradesh
31	106	16 & 20	01.08.07	Nirmal Paintings	Registered	09.09.2008	Andhra Pradesh
32	107	18, 27 & 28	01.08.07	Andhra Pradesh Leather Puppetry	Registered	09.09.2008	Andhra Pradesh
33	111	31	19.09.2007	Laxman Bhog Mango	Registered	09.09.2008	West Bengal
34	112	31	19.09.2007	Khirsapati (Himsagar) Mango	Registered	09.09.2008	West Bengal
35	113	31	01.10.2007	Fazli Mango grown in the district of Malda	Registered	09.09.2008	West Bengal
36	46	24	09.12.2005	Kashmir Pashmina	Registered	12.09.2008	Jammu & Kashmir
37	48	26	19.01.2006	Kashmir Sozani Craft	Registered	17.11.2008	Jammu & Kashmir
38	109	31	22.08.2007	Naga Mircha	Registered	02.12.2008	Nagaland
39	116	30	19.11.2007	Nilgiri (Orthodox)	Registered	08.12.2008	Tamil Nadu
40	115	30	19.11.2007	Assam (Orthodox)	Registered	08.12.2008	Assam
41	119	26	07.12.2007	Lucknow Chikan Craft	Registered	02.12.2008	Uttar Pradesh
42	124	31	12.05.2008	Virupakshi Hill Banana	Registered	02.12.2008	Tamil Nadu
43	126	31	22.05.2008	Sirumalai Hill Banana	Registered	02.12.2008	Tamil Nadu
44	120	33	19.12.2007	Feni	Registered	05.03.09	Goa
45	122	24 & 25	10.04.2008	Uppada Jamdani Sarees	Registered	05.03.09	Andhra Pradesh

ANNEXURE -III

DETAILS OF AWARENESS PROGRAMMES

CONSOLIDATED CHART OF G.I. AWARENESS PROGRAMMES

April 2001 - March 31, 2009

Year	G.I. Sensitization workshops by the Registry	Participation of GIR officials in the workshops conducted by external agencies	Total
2001 - 02	4	-	4
2002 - 03	1	-	1
2003 - 04	6	-	6
2004 - 05	9	9	18
2005 - 06	4	14	18
2006 - 07	10	14	24
2007 - 08	13	2	15
2008 - 09	11	10	21
Grand Total	58	49	107



ANNEXURE -IV

Revenue Statement

Year	GI Applications (Rs)	GI Journals(Rs)	Other Fees (Rs)	Total Revenue(Rs.)
2008-09	3,10,000	1,20,000	33,360	4,63,360

Expenditure Statement (Non Plan)

Year	Sanctioned Amount(Rs)	Additional Sanction(Rs)	Total Allocation (Rs)	Expenditure(Rs.)
2008-09	60,00,000	1,00,000	61,00,000	62,59,806



CHAPTER- VII

Patent Information System & National Institute of Intellectual Property Management

PATENT INFORMATION SYSTEM (PIS)

1. INTRODUCTION:

The office of the Patent Information System was established in 1980 in the city at geographical centre of the country, Nagpur. The PIS maintains a comprehensive collection of patent specifications and patent related literature on a world-wide basis and provides technological information contained in patent or patent related literature through search services and patent copy supply services to various users of R&D establishments, government offices, industries, business enterprises, inventors and other users within India.

2. Services Offered

A. Patent Search services

Office of PIS has introduced & updated various paid patent services on demand. In brief following are the search services.

a. State of Art Search

This service provides overview of the state of art. The search report provides bibliographic data and abstract of patent document retrieved under particular field of technology as requested by the user.

b. Bibliographic Search

This search provides only bibliographic data of patent documents retrieved.

c. English equivalent Patent Search.

English language equivalents for patents in non-English language are provided.

d. Patent Family Search.

Bibliographic details of the family members of a patent are given.



e. Assisted Search.

Users will be allowed to use databases, CDROM, Journals etc. subscribed by PIS, Nagpur to conduct search. General assistance in performing search are also provided.

B. Patent Copy Supply Service

1. PIS, Nagpur is providing the full text of patent documents of foreign countries at the rate of Rs. 300/- per patent document (irrespective of number of pages) available in the PIS, Nagpur.
2. Xerox copy of Indian patent specification is provided at the rate of Rs. 30 /- + Rs. 4/- per page.

3. Fee structure of services offered:

Services offered	Charges
State of Art Search	Rs. 2000+Rs. 20 per abstract of patent reported
Bibliographic Search	Rs. 500 + Rs. 5/- per document reported
English Equivalent patent Search	Rs. 50/- for locating one English language equivalent patent
Equivalent Family Patent Search	Rs. 50/- per family member
Assisted Search	Rs. 250/- per hour of the facilities used
Patent Copy Supply Service (Indian Patents)	Xerox copy of Indian Patent Rs. 30 + Rs. 4 per page
Patent Copy Supply Service (Foreign Patents)	Copy of Foreign Patent available-in house Rs. 300/- per Patent
Copy of Abstract/Claim	Copy of abstract/main claim of patent Rs. 25/- per abstract /main claim

4. ACTIVITIES DURING THE YEAR 2008-09

During the period from 1st April 2008 to 31st March 2009 PIS supplied copies of 85 patent specifications and conducted 24 patent searches and prepared 1115 training material sets. The expenditure incurred upto 31st March 2009 is Rs. 1,08,99,886/- and the revenue earned during this period is Rs. 5,50,510/-. (PIS + NIIPM) including the revenue earned through training programmes at NIIPM.



Statement showing the performance of the office of the Patent Information System, Nagpur for the period from 1st April 2008 to 31st March 2009.

1.	Actual expenditure (a) PIS (b) NIIPM	Rs. 85,12,881 Rs. 19,94,374
2.	Revenue (a) PIS (b) NIIPM	Rs. 17,010.00 Rs. 4,88,500.00
3.	Supply of Patent copies	85
4.	Patent searches of various types	24
5.	Communication & public relation work carried out in r/o IPTI training Programmes/Patent Information System, Nagpur	4367
6.	Preparation of study material sets for NIIPM training programmes	1115
7.	No. of training programmes conducted	One day – 5 programme Two days – 10 programme Five days – 7 programme Awareness programme – 3 National Seminar - 3 ----- -- Total. 28 programmes

NATIONAL INSTITUTE OF INTELLECTUAL PROPERTY MANAGEMENT (NIIPM)

1. INTRODUCTION:

Intellectual Property Rights like patents, designs and trademarks play an important role in the international trade and commerce and also in industrial, economical and social development of a nation. India has made great progress in regulating grant and exploitation of Intellectual Property Rights. As a result, IPR-related activities have been on continuous increase in our country for the last several years.

The laws governing intellectual property rights involve complex technical and legal issues. Apart from their interpretation, there are



issues relating to creation, utilization and meaningful exploitation of Intellectual Rights. As such, there is a need for understanding and their implementation.

The Government of India, Ministry of Commerce & Industry, set up Intellectual Property Training Institute (IPTI) in Aug. 2002. The Training Institute, the only one of its kind in the country, created for catering to the need of providing quality training and education in IPRs to various User-Groups.

As the scope of IPTI was limited to organise training programmes to user groups including the training to the Patent and Trademark examiners the Government of India decided to establish National Institute of Intellectual Property Management (NIIPM) as a national centre of excellence for training, management, research, education in the field of Intellectual Property (IP) Rights. The main objective of this institute is to cater to the need of training of Examiners of Patents, Designs, Trademarks and Geographical Indications, IP professionals, IP managers, imparting basic education to user communities, government functionaries and stake holders involved in creation, commercialization and management of intellectual property rights, facilitate research on IP related issues including preparation of study reports and policy analysis of relevance to Government. Apart from this, NIIPM addresses the need of increasing the general awareness and understanding of Government officers and users of IP systems including those in universities and other educational institutions.

It will also conduct research in IP and prepare study reports and policy analysis papers on subject of current relevance for policy and lawmakers

The foundation stone for the state of art building has been laid at Nagpur on 18th August 2007 by the then Honourable Minister of Commerce and Industry Shri Kamal Nath.

2. Training Programmes:

The National Institute of Intellectual Property Management (NIIPM), Nagpur conducts training programmers on Intellectual Property Rights, Patents, Designs and Trade Marks, keeping in view the requirements of actual and potential users of patents and other intellectual property rights systems. The beneficiaries are business professionals, Law professionals & prospective patent/IPR agents,



scientific/technical/R&D organizations engaged in research, Managers and technocrats in industries, Small and Medium Entrepreneurs, University professionals, Central and State Govt./Public sector professionals, individual inventors and other interested persons.

Training courses are mainly categorized into following sections with emphasis on patent system in 1 to 5 days duration.

a. Training programme/ Refresher courses for examiners of Patents, Designs & Trademarks and G. I.

These courses aim to improve the legal and technical ability of examiners and to enhance the qualitative level of the examination.

b. 5-days training programme

These course aims to offer to officials of middle management level comprehensive, theoretical as well as practical knowledge concerning industrial property.

c. 3 Day training programme

These courses aim to offer to officials with background knowledge and perspectives on intellectual property and specifically on patent system.

d. 2 Day training programme

Condensed courses for beginners of all the above-mentioned users groups are provided.

e. 1 Day training programme

These courses aim to offer preliminary knowledge on intellectual property, patent information basics to educational Institutions, university teachers, research students, inventors and members of public.

3. Faculties:

Apart from faculty of the institute the Faculties for Training Courses are invited from the experts in the field of Intellectual Property, Patent Office & Trade Marks Registry and also from well-known R&D Institutes and other Scientific Organizations in the country.





Intellectual Property Training Institute/NIIPM has conducted 28 programmes (1 day – 5 programmes, 2 days – 10 programmes , 5 days – 7 programmes, awareness programmes – 3, National Seminar – 3) and has generated a revenue of Rs. 4,88,500/- .

4. Details of Expenditure and Revenue generated during the Year 2002-2009

Year	Expenditure	Revenue
2002 - 2003	6,28,603/-	1,13,300/-
2003 - 2004	5,09,090/-	1,19,950/-
2004 - 2005	5,32,862/-	1,61,050/-
2005 - 2006	3,16,051/-	3,750/-
2006 - 2007	8,20,803/-	91,050/-
2007 - 2008	3,62,438/-	2,34,446/-
2008 - 2009	8,32,154/-	4,85,400/-
Total	40,02,001/-	11,27,046/-



CHAPTER- VIII

Training Programmes & Outreach Activities

1. INTRODUCTION:


The Government of India has taken major initiatives for capacity building and human resource development for IP offices. For this purpose various bilateral agreements, with various countries such as Japan, United States, France, Germany etc. have been entered into. The training programmes for the patent and trademark examiners and other officials have been organised not only in India but also abroad.

The government of India has also taken initiative to conduct outreach programmes for the public as well as R&D Organisations, Scientific Institutions and Universities. In order to intensify these activities a national campaign for Intellectual Property Awareness was launched during 2008-09, in cooperation with various industry associations and scientific organisations.

2. FOREIGN VISITS AND TRAINING :

During the year some Examiners attended the training programme organised by USPTO -Global Intellectual Property Academy at Washington DC ,US ,while few other Examiners attended training programmes related to Patent Procedure and Practices organised by Japan Patent Office in cooperation with Asia Pacific Intellectual Property Centre (APIC) which is a part of Japan Institute of Invention and Innovation. Apart from these some of the officials from IP office also attended the training programme organised by European Patent Office in Munich and Hague. The details of number of officials from different IPOs visited foreign countries are given below.

Name of IPO	Number of persons visited abroad
IPO Mumbai	19
IPO Delhi	09
IPO Chennai	03
IPO Kolkata	02
Total	32



Indian Patent Examiners at USPTO Global Intellectual Property Academy, Washington DC



Indian Patent Examiners at Japan Patent Office Tokyo

3. WIPO Meetings/Seminars/Symposiums

Newly appointed Controller General Shri P.H.Kurian attended WIPO-Inter-Regional Forum for Head of Intellectual Property Offices held in Beijing, China from 30th March, to 31st March, 2009 and WIPO Roundtable for Heads of IP Offices Intellectual Property issues on 1st April, 2009. Shri V.Ravi Joint Registrar of Trademarks (the then Controller General of Patents, Design and Trademark) also attended WIPO Asia-Pacific Regional Capacity Workshop on Formulation and Implementation of Intellectual Property (IP) Development Plans, at Singapore from 2nd to 4th June, 2008, 45th Series of Meetings of the Assemblies of Member States of WIPO held at Geneva, Switzerland from 22nd to 24th September, 2008 and WIPO/ESCAP High Level Regional Round Table on IPR and Trade from 22nd to 24th October, 2008 held at Ulaan Baatar (Mongolia).

4. OUTREACH PROGRAMMES:

The awareness activities on IPR by the Office of CGPDTM for the year were brisk. As a national campaign the office organised about 8 outreach programmes in association with FICCI and 14 outreach programmes with CII. Apart from this the officials of IPO also took part in various other programmes, seminars and lectures organised by

TIFAC, NRDC, DRDO and other organisations at different Institutes, Colleges & Universities in different parts of the country.

The office of the CGPDTM also organised national PCT roving seminars on traditional knowledge at Dehradun on 13th and 14th August, 2008, Bhubaneswar on 11th and 12th August, 2008, Kolkata on 16th and 17th October, 2008 and Ahmedabad on 20th & 21st October, 2008.

The Office of CGPDTM, Department of Industrial Promotion & Policy (DIPP) in association with World Intellectual Property Organization (WIPO) organised National Roving Seminars for the Promotion of Knowledge on Geographical Indications on 29th and 30th January 2009 at Chennai, 2nd and 3rd February 2009 at Bangalore and 5th and 6th February 2009 at Kolkata. These seminars were aimed at providing information not only on the procedures for the registration of Geographical Indications (GIs) in India, but also on strategies which have proved successful from the point of view of the producers of GI-intensive products.

The office of the CGPDTM also conducted 21 sensitization seminars / workshops to promote IP awareness mainly focusing on Geographical Indications and their importance, out of which 11 have been conducted by the GI Registry individually and 10 have been conducted in cooperation with industry associations.

5. Photo Gallery of Activities during the year 2008-09



Honourable Minister of Commerce and Industry and Honourable Chief Minister of Maharashtra at foundation stone laying ceremony for NIIPM at Nagpur.



Honourable Minister of Commerce and Industry and Honourable Chief Minister of Maharashtra at foundation stone laying ceremony for NIIPM at Nagpur.



Honourable MOS Shri Ashwani Kumar Inaugurating National Seminar on Intellectual Property Rights held at Chennai on January 9, 2009



National Roving Seminar on Traditional Knowledge Organized by World Intellectual Property Organization (WIPO), Geneva held in Bhubaneswar and Indore.



WIPO- National Roving seminar on the PCT at Kolkata on 16th & 17th October



PCT Roving Seminar on Intellectual Property Rights held at Ahmadabad on 20th and 21st of October, 2008



WIPO- National Roving seminar on TKDL at Dehradun on 13th and 14th October 2008



CHAPTER- IX

Human Resources

1. INTRODUCTION:

Office of the Controller General of Patents, Designs and Trademarks is headed by the Controller General. Under his superintendence and administrative control the Patent Offices, Trademark Registries, GI registry, PIS & NIIPM perform their functions.

During 11th plan the Government of India has sanctioned further 414 posts for the Patents and Trademarks office for strengthening of human resources to achieve the enhanced targets. This includes 200 posts of patent examiners and 37 posts of trademarks examiners. The government has also created 12 additional posts for National Institute of Intellectual Property Management (NIIPM).

2. Manpower at various IP offices:

The manpower at various offices functioning under CGPD TM is given below.

A. Office of CGPD TM at Mumbai:

The office of CGPD TM head quarter has following supporting staff. However for smooth functioning of the office the officials are deputed from the Patent and Trademark offices.

Sl. No.	Designation	Number of Posts	
		sanctioned strength	working strength
1.	Controller General	1	1
2.	Private Secretary	1	1
3.	Staff Car Driver	1	1
4.	Peon	2	1

The manpower in the Patent Office:

The manpower in the patent offices has been shown in the Appendix- A. The Appendix indicates the sanctioned strength as well as the working strength at all four offices.

APPENDIX A

DETAILS OF OFFICERS AND STAFF STRENGTH AS ON 31ST MARCH, 2009

Sl. No	Name of post	Category	Sanctioned Strength												Working Strength														
			Kolkata			Mumbai			Chennai			Delhi			Kolkata			Mumbai			Chennai			Delhi			Total		
			NP	P	Total	NP	P	Total	NP	P	Total	NP	P	Total	NP	P	Total	NP	P	Total	NP	P	Total	NP	P	Total			
1	St. Joint Controller of Patents & Designs	Group A	0	0	0	1	1	0	0	0	1	1	1	0	0	0	1	0	0	0	0	0	0	0	0	0	0		
2	Joint Controller of Patents & Designs	Group A	1	0	1	0	0	0	0	0	0	1	2	1	0	0	0	0	0	0	0	0	0	0	0	1	0		
3	Deputy Controller of Patents & Designs	Group A	2	2	1	2	2	2	2	2	2	7	8	1	1	1	1	2	2	2	2	2	1	6	5				
4	Assistant Controller of Patents & Designs	Group A	9	8	7	6	5	13	12	14	33	41	9	8	7	4	5	13	12	12	12	12	33	37					
5	Examiner of Patents & Designs	Group A	30	--	27	--	38	--	42	--	137	200*	11	0	12	0	21	0	31	0	75	0							
6	Hindi Officer	Group A	1	--	--	--	--	--	--	1	--	--	1	--	--	--	--	--	--	--	1	--							
7	System Analyst/Computer Programmer	Group A	--	--	--	--	--	--	--	--	--	2*	--	--	--	--	--	--	--	--	--	--	--	0					
	Total	Total	43	10	36	9	46	15	56	17	181	253	22	9	21	5	29	15	45	13	117	42							





B. MANPOWER OF TRADEMARK REGISTRY:

The Trade Marks Registry has a sanctioned staff strength of 253 under non-plan and 111 under plan. Additional 27 posts of Examiners on contract basis were sanctioned in 2002 for strengthening the Registry as part of the administrative support for the office. Details of sanctioned posts and actual working strength as on 31st March 2009 is indicated in **Appendix B**. There are 29 non-plan & 32 plan Group 'A' Posts, 29 non-plan & 42 plan Group 'B' Posts, 138 non-plan & 35 plan Group 'C' Posts and 57 non-plan & 2 plan Group 'D' Posts which are distributed between the Head Office at Mumbai and branch offices at Kolkata, Chennai, New Delhi and Ahmedabad. In order to provide technical support for the IT related components four senior posts for the EDP Section have been sanctioned and which are placed at the disposal of the Director General of the National Informatics Centre (NIC) for providing computer professionals for the Registry.

APPENDIX B

DETAILS OF STAFF STRENGTH OF TRADEMARK OFFICE AS ON 31ST MARCH 2009 UNDER NON PLAN

Sl. No	Name of post Group 'A'	Sanctioned Strength					Total	Working Strength					Total
		Mumbai	Kolkata	Chennai	Delhi	Ahmedabad		Mumbai	Kolkata	Chennai	Delhi	Ahmedabad	
1	Joint Registrar of Trade Marks & GI	1	1	-	1	-	3	1	1	-	-	-	2
2	Deputy Registrar of Trade Marks & GI	1	-	2	1	1	5	-	-	2	1	1	4
3	Assistant Registrar of Trade Marks & GI	4	1	1	2	1	9	1	-	1#	2	-	4
4	Senior Examiner of Trade Marks & GI	7	1	1	1	1	11	2	1	1	-	1	5
5	Hindi Officer	1	-	-	-	-	1	-	-	-	-	-	0
	Total	14	3	4	5	3	29	4	2	4	3	2	15

Sl. No	Name of post Group 'B'	Sanctioned Strength					Total	Working Strength					Total
		Mumbai	Kolkata	Chennai	Delhi	Ahmedabad		Mumbai	Kolkata	Chennai	Delhi	Ahmedabad	
1	Examiner of Trade Marks & GI	18	2	1	2	1	24	13	2	1	2	1	19
2	Administrative Officer	1	-	-	-	-	1	1	-	-	-	-	1
3	Assistant Library & Information Officer	1	-	-	-	-	1	-	-	-	-	-	0
4	Private Secretary	2	-	-	-	-	2	2	-	-	-	-	2
5	Public Relations Officer	1	-	-	-	-	1	-	-	-	-	-	0
	Total	23	2	1	2	1	29	16	2	1	2	1	22

Presently working in GIR



Sl. No	Name of post Group 'C'	Sanctioned Strength					Working Strength						
		Mumbai	Kolkata	Chennai	Delhi	Ahmedabad	Total	Mumbai	Kolkata	Chennai	Delhi	Ahmedabad	Total
1	Superintendent	4	-	1	1	-	6	4	-	1	1	-	6
2	Library & Information Assistant	1	-	-	-	-	1	1	-	-	-	-	1
3	Stenographer Grade I	1	-	1	1	-	3	1	-	-	1	-	2
4	Assistant Examiner of Trade Marks & GI	13	2	2	3	1	21	4	-	1	1	-	6
5	Jr. Hindi Translator	1	-	-	-	-	1	1	-	-	-	-	1
6	Stenographer Grade II	2	2	1	1	1	7	-	-	-	-	-	0
7	Assistant Superintendent	7	1	1	1	1	11	7	1	1	1	1	11
8	Photography Assistant	1	-	-	-	-	1	-	-	-	-	-	0
9	Cashier	1	1	1	1	-	4	1	1	1	1	-	4
10	Upper Division Clerk	27	5	3	4	3	42	27	5	3	4	3	42
11	Stenographer Grade III	-	1	1	1	-	3	-	-	1	-	-	1
12	Lower Division Clerk	19	6	7	2	3	37	9	5	6+1#	-	1	22
13	Hindi Typist	1	-	-	-	-	1	-	-	-	-	-	0
	Total	78	18	18	15	9	138	55	12	15	9	5	96

Sl. No	Name of post Group 'D'	Sanctioned Strength					Working Strength						
		Mumbai	Kolkata	Chennai	Delhi	Ahmedabad	Total	Mumbai	Kolkata	Chennai	Delhi	Ahmedabad	Total
1	Record Keeper	2	1	1	1	-	5	2	1	1	1	-	5
2	Gestatner Operator	1	-	-	-	-	1	1	-	-	-	-	1
3	Daftary	8	3	2	2	1	16	8	3	2	2	1	16
4	Peon	15	2	3	4	1	25	15	2	3	4	1	25
5	Farash -Safaiwala	1	1	1	1	1	5	1	1	1	-	-	3
6	Chowkidar	1	1	1	1	1	5	1	1	1	-	-	3
	Total	28	8	8	9	4	57	28	8	8	7	2	53
	Grand Total	143	31	31	31	17	253	103	24	28	21	10	186

Presently working in GIR

DETAILS OF STAFF STRENGTH OF TRADEMARK OFFICE AS ON 31ST MARCH 2009 UNDER PLAN

Sl. No	Name of post Group 'A'	Sanctioned Strength					Total	Working Strength					Total	
		Mumbai	Kolkata	Chennai	Delhi	Ahmedabad		Mumbai	Kolkata	Chennai	Delhi	Ahmedabad		
1	Sr. Joint Registrar of Trade Marks & GI	1	-	-	-	-	1	-	-	-	-	-	-	0
2	Joint Registrar of Trade Marks & GI	-	-	1	-	-	1	-	-	-	-	-	-	0
3	Deputy Registrar of Trade Marks & GI	2	1	1*	1	-	5	-	-	-	-	-	-	0
4	Assistant Registrar of Trade Marks & GI	3	1	1+1*	3	1	10	-	-	-	-	-	-	0
5	Senior Examiner of Trade Marks & GI	4	1	1+1*	5	1	13	-	-	-	-	-	-	0
6	Law Officer	1	-	-	-	-	1	-	-	-	-	-	-	0
7	Programmer / IT Specialist	-	-	-	1	-	1	-	-	-	-	-	-	0
	Total	11	3	6	10	2	32	0	0	0	0	0	0	0

* For GIR

Sl. No	Name of post Group 'B'	Sanctioned Strength					Total	Working Strength					Total
		Mumbai	Kolkata	Chennai	Delhi	Ahmedabad		Mumbai	Kolkata	Chennai	Delhi	Ahmedabad	
1	Examiner of Trade Marks & GI	12	4	4+2*	12	3	27@+37	10	-	1	1	1	13
2	Administrative Officer	-	-	-	1	-	1	-	-	-	-	-	0
3	Assistant Library & Information Officer	-	-	1*	-	-	1	-	-	-	-	-	0
4	Private Secretary	-	-	1	1	-	2	-	-	1	1	-	2
5	Public Relations Officer	-	-	-	1	-	1	-	-	-	-	-	0
	Total	12	4	8	15	3	27@+42	10	0	2	2	1	15

* For GIR

@ For Examiner of Trade Marks & GI On contract basis

Sl. No	Name of post Group 'C'	Sanctioned Strength					Working Strength						
		Mumbai	Kolkata	Chennai	Delhi	Ahmedabad	Total	Mumbai	Kolkata	Chennai	Delhi	Ahmedabad	Total
1	Stenographer Grade I	1	2	1	-	1	5	1	2	1	-	1	5
2	Assistant Examiner of Trade Marks & GI	5	-	1	4	3	13	1	-	-	1	-	2
3	Stenographer Grade II	-	-	1+1*	3	-	5	-	-	-	-	-	0
4	Data Entry Operator	-	2	4	4	2	12	-	-	-	-	-	0
	Total	6	4	8	11	6	35	2	2	1	1	1	7

* For GIR

Sl. No	Name of post Group 'D'	Sanctioned Strength					Working Strength						
		Mumbai	Kolkata	Chennai	Delhi	Ahmedabad	Total	Mumbai	Kolkata	Chennai	Delhi	Ahmedabad	Total
1	Record Keeper	-	-	-	1	1	2	-	-	-	1	1	2
	Total	0	0	0	1	1	2	0	0	0	1	1	2
	Grand Total	29	11	22	37	12	27 @ + 111	12	2	3	4	3	24

@ For Examiner of Trade Marks & GI On contract basis



SUMMARY WORKING STRENGTH OF TMR AS ON 31st MARCH 2009

Sl. No.	Group	Total Employees	
		under non-plan	under plan
1.	"A"	15	0
2.	"B"(G)	22	15
3.	"B (N.G.)" & "C"	96	7
4.	"D"	53	2
	Total	186	24

C. Manpower at GI Registry

The Geographical Indications Registry has separate sanctioned manpower. The list of officials working in the Registry is given in Appendix - C

Appendix - C

Sl. No.	Name of Post	Sanctioned Strength	Working Strength
1.	Senior Joint Registrar	1	0
2.	Assistant Registrar	1	1
3.	Senior Examiner	1	0
4.	Stenographer	1	1
5.	Lower Division clerk	0	1
6.	Daftry	1	1
	Total	5	4



D. Manpower at PIS and NIIPM:

Officers and staff strength at PIS and NIIPM is given in the Appendix - D

APPENDIX-D

Statement showing the sanctioned and working strength of the office of the Patent Information System/Intellectual Property Training Institute/NIIPM,Nagpur

	NAME OF POST	SANCTIONED	WORKING STRENGTH AS ON 31.03.2009
	Gazetted		
1.	Senior Documentation Officer	2	2
2.	Senior Programmer	1	- (Transferred to Chennai along with the post)
3.	Reprography Officer	1	1
4.	Deputy Controller of Patents & Designs	-	1 Transferred from Chennai to Nagpur along with the post
5.	Asstt. Controller of Patents & Designs	-	1 (Transferred from Mumbai POB to Nagpur along with the post)
	Total	4	5
	Non Gazetted		
1	Office Superintendent	1	1
2	Senior Documentation Assistant	1	1
3	Junior Documentation Assistant	1	1
4	Junior Reprography Assistant	3	3
5	Assistant Superintendent	1	1
6	Store Assistant	1	1
7	Stenographer	2	2
8	Junior Hindi Translator	1	Vacant
9	Shelf Assistant	1	1
10	Upper Division Clerk	4	3(1 post vacant due to promotion of UDC to Astt. Supdt.)
11	Receptionist	1	-transferred to Mumbai along with the post.
12	Lower Division Clerk	3	3
13	Hindi Typist	1	1
14	Data Entry Operator	2	2
15	Daftry	2	2
16	Peon	3	3
17	Farash	1	1
	TOTAL	29	27



1. **Introduction:**

The Intellectual Property Offices in the country, dealing with Patents, Designs, Trade Marks and Geographical Indications, are at the centre of the activities surrounding examination of applications, granting of rights and dissemination of intellectual property related information for the benefit of research & development and furthering of innovation in the country. After successful completion of 9th and 10th five year plan for the modernisation of IP offices, the Government of India took further initiatives towards the modernisation of these offices under 11th plan during year 2008-09 and allocated the funds of Rs. 300 crores for the various activities mainly including computerisation of IP offices, construction of ISA/IPEA building at Delhi, Trademark Registry warehouse at Ahmedabad. Apart from this there were also various activities such as conducting meeting of stakeholders for finalisation of the Patent Manual, Quality Management System for quality examination of IP applications, development of software modules for electronic processing and examination of IP applications. During this year the draft manual of trademark was also placed on the website for public comments. The secretary, DIPP also signed the workplan with President German Patent and Trademark Office. The important activities held during the year are mentioned below.

2. **Secretary(DIPP) & President GPTO signed work plan to implement MOU for cooperation in IPR**

Shri Ajay Shankar, Secretary, Department of Industrial Policy & Promotion, Government of India and Dr. Juergen Schade, President, German Patent and Trademark Office signed the Work Plan for implementing the Memorandum of Understanding for cooperation in the field of Intellectual Property Rights between the Office of the Controller General of Patents, Designs and Trade Marks, India and the German Patent and Trade Mark Office, at Munich on 16 July, 2008.



3. E-Governance Award

The office of CGPDTM India has been awarded the Silver medal as a National Award for e-Governance 2008-09 in the category of “Excellence in Government Process Re-Engineering” for ‘Granting of Patent and Trade Mark Process’.

4. Visit of Foreign Delegates to IPO:

During the year delegates of various countries visited to different IP offices, particularly from Japan, United States and Europe.





5. Stake Holders Meeting for finalization of Patent manual

The office conducted four meetings of stakeholders meeting at Delhi on 24th July, 2008, Mumbai on 7th August, 2008, Chennai on 28th August, 2008 and Kolkata on 24th November, 2008. The stake holders, while welcoming the initiative of the Patent Office in bringing out a draft Manual and making it public, raised various issues including on procedures and practices in the specific areas of applications for patents in biodiversity, software and pharmaceutical products particularly issues relating to section 3 (d) of the Patent Act 1970. They also provided various suggestions and inputs in these meetings.

6. Electronic Filing of IP Applications:

The filing of IP applications through electronic system gained momentum during the year and 1000 mark was touched on 24-07-2008 after filing the 1st application of Patent electronically on 13-08-2007, there by achieving about 3% of the total filing of the applications. As on 31st March 2009, 3530 Patent Applications and 1584 Trademarks applications have been filed through electronic filing system, which is open to the public 24 hours on all days of the week.

7. Acquisition of Databases:

The IPO has acquired various databases covering patent and non-patent literature to strengthen the search capabilities in order to enable the patent examiner to conduct searches through these databases. The data base procured includes, QPAT & QWEB and Merged Markush Structure (MMS) and Non Patent literature files of Questel - Orbit, Delphion / DWPI of Thomson Scientific & STN of CAS. 137 journals of International repute have also been subscribed to fulfil the minimum documentation under PCT. In addition to the above, IPO has acquired European Patent Database namely Epoque.net with 5 client-access at IPO Delhi.