



सत्यमेव जयते

Annual Report 2015-2016



**INTELLECTUAL
PROPERTY INDIA**

**THE OFFICE OF THE CONTROLLER GENERAL OF PATENTS,
DESIGNS, TRADEMARKS AND GEOGRAPHICAL INDICATIONS
GOVERNMENT OF INDIA**

MINISTRY OF COMMERCE & INDUSTRY DEPARTMENT OF INDUSTRIAL POLICY AND PROMOTION



सत्यमेव जयते

ANNUAL REPORT 2015-16



INTELLECTUAL
PROPERTY **INDIA**

**THE OFFICE OF THE CONTROLLER GENERAL
OF PATENTS, DESIGNS, TRADEMARKS AND
GEOGRAPHICAL INDICATIONS
INDIA**

**C O N T E N T S**

CHAPTER	CONTENTS	PAGE NO.
Chapter I	PREFACE.....	3
Chapter II	TRENDS IN IPR - AT A GLANCE.....	5
Chapter III	PUBLIC SERVICE DELIVERY - EFFICIENCY &..... TRANSPARENCY	11
Chapter IV	PATENTS.....	17
Chapter V	DESIGNS.....	37
Chapter VI	TRADEMARKS.....	44
Chapter VII	GEOGRAPHICAL INDICATIONS.....	56
Chapter VIII	PATENTS INFORMATION SYSTEM & RAJIV GANDHI NATIONAL INSTITUTE OF INTELLECTUAL PROPERTY MANAGEMENT (RGNIIIPM)	62
Chapter IX	INTERNATIONAL COOPERATION.....	70
Chapter X	TRAINING PROGRAMS & OUTREACH ACTIVITIES.....	77
Chapter XI	HUMAN RESOURCES.....	87



CHAPTER- I

PREFACE

Intellectual property (IP) is the product of human imagination, creativity, and inventiveness and comprise Inventions, designs, brands and artistic works. IP protection encourages innovation, development of knowledge-based industries and creates favourable climate for technology transfer. Intellectual property rights (IPRs) conferred as Legal rights on the creators of Intellectual property play a significant role in the economic and industrial growth of the country. Intellectual Property (IP) systems also help promote social welfare through stimulation of innovation, research and creativity. A balanced IP system is one of the key mechanisms to support country's innovation and development objectives.

IPR framework in India is well established from legal, judicial and administrative point of view and it is fully TRIPS compliant. IP laws in India keep pace with the global developments in IPR underlining our commitments on intellectual property protection to all stakeholders, whether domestic or foreign. The Government of India values the importance of intellectual property and has taken many initiatives that are essential to create conducive environment for the protection of Intellectual Property Rights by bringing about policy as well as legislative changes.

The Office of the Controller General of Patents, Designs, Trade Marks (CGPDTM) aims to meet requirements of constantly changing IP landscape and aspires to strengthen the culture of transparency, accountability and efficiency in its management. It endeavours to establish a vibrant and balanced IP regime in the country to support country's innovation and development objectives. The Intellectual Property Office in India has undergone sweeping transformations due to various initiatives for easing of access to all stakeholders, augmenting efficiency in processing of IP applications, accomplishing uniformity and consistency in the examination of applications, strengthening transparency and dissemination of IP related information, nurturing bilateral cooperation at the international level and leveraging the level of IP awareness among the public.

The Office of the Controller General of Patents, Designs, Trade Marks and Geographical Indications is a subordinate office to the Department of Industrial Policy & Promotion (DIPP) under the Ministry of Commerce & Industry, Government of India. The Office administers the intellectual property laws relating to Patents, Designs, Trademarks and Geographical Indications in an effective





CHAPTER- II

TRENDS IN IPR - AT A GLANCE

INTRODUCTION

The offices under the administrative control of Controller General of Patents, Designs and Trademarks (CGPDTM) have shown consistent growth over the years. This year, being no exception, witnessed an enormous surge of about 30% in filing of intellectual property applications (3,41,086) compared to the previous year (2,62,638). The trends of last five years in respect of filing of intellectual property applications are shown below.

Application	2011-12	2012-13	2013-14	2014-15	2015-16
Patent	43,197	43,674	42,951	42,763	46,904
Design	8,373	8,337	8,533	9,327	11,108
Trade mark	1,83,588	1,94,216	2,00,005	2,10,501	2,83,060
Geographical Indication	148	24	75	47	14
Total	2,35,306	2,46,251	2,51,564	2,62,638	3,41,086

The details of each of the IP activities are illustrated below.

A. Patents: During this financial year, **46,904** patent applications were filed exhibiting about 10% growth in filing as compared to the previous year. The trends of last five years in respect of patent applications filed, examined, granted and disposed are given below. Disposal of application includes patent granted, refused, withdrawn and abandoned applications during the year. The trends for last five years are given below.

Trends in Patent Applications

Year	2011-12	2012-13	2013-14	2014-15	2015-16
Filed	43,197	43,674	42,951	42,763	46,904
Examined	11,031	12,268	18,615	22,631	16,851
Granted	4,381	4,126	4,227	5,978	6,326
Disposal (granted + refused + withdrawn + abandoned)	8,488	9,027	11,411	14,316	21,987

During the reporting year, the Patent Office disposed of **21987** applications which include 6,326 grants of patents, **13908** applications abandoned under Section 21(1), 432 applications





withdrawn under section 11B (4) and 1,321 applications refused by the office after due process. The disposal of patent applications for which requests for examination have been received, showed an increase of 52.80% as compared to the last year. Besides regular monitoring and review of processing of applications at each level, the Patent Office further upgraded internal processing systems during 2015-16 through extensive computerization and automation so as to facilitate faster and quality examination and further processing.

B. Designs: During the year, 11,108 design applications were filed, which showed an increase of 19% as compared to the last year. The number of design applications examined also increased to 9,426 in 2015-16 as compared to 7,459 during 2014-15. 7,904 designs were registered during the year as compared to 7,147 during 2014-15. The trends for last five years are given below.

Trends in Design Applications

Year	2011-12	2012-13	2013-14	2014-15	2015-16
Filed	8,373	8,337	8,533	9,327	11,108
Examined	6,511	6,776	7,281	7,459	9,426
Registered	6,590	7,252	7,178	7,147	7,904
Disposal of Applications	6,705	7,300	7,226	7,218	8,023

C. Trade Marks: In this year, 2,83,060 trade mark applications were filed. As compared to the previous year there is an increase of 34.47% in the filing. 2,67,861 applications were examined recording 59.42% increase in the examination and 65,045 trade marks were registered recording 56.42% increase in the registration as compared to the last year. The trends for the last five years are given below.

Trends in Trade Marks Applications

Year	2011-12	2012-13	2013-14	2014-15	2015-16
Filed	1,83,588	1,94,216	2,00,005	2,10,501	2,83,060
Examined	1,16,263	2,02,385	2,03,086	1,68,026	2,67,861
Registered	51,735	44,361	67,796	41,583	65,045
Disposal	57,867	69,736	1,04,756	83,652	1,16,167

D. Geographical Indications: Since 15th September 2003, a total number of 543 applications have been received till 31st March, 2016. During the reporting year, 17 applications were filed and 200



applications were examined. A total number of 26 Geographical Indications were registered. The trends in GI applications filed, examined and registered during the last five years are given below.

Trends in Geographical Indication Applications

Year	2011-12	2012-13	2013-14	2014-15	2015-16
Filed	148	24	75	47	17
Examined	37	30	42	60	200
Registered	23	21	22	20	26

E. Trend of IPRs granted/ registered: A comparative trend of IPRs granted/ registered during the last 5 years is given below. The figures in brackets give the total disposal of applications.

Comparative Trends of IPRs granted/registered (and disposed)

Year	2011-12	2012-13	2013-14	2014-15	2015-16
Patents	4,381 (8,488)	4,126 (9,027)	4,227 (11,411)	5,978 (14,316)	6,326 (20,429)
Designs	6,590 (6,705)	7,252 (7,300)	7,178 (7,226)	7,147 (7,218)	7,904 (8,023)
Trade Marks	51,735 (57,867)	44,361 (69,736)	67,796 (1,04,756)	41,583 (83,652)	65,045 (1,16,167)
Geographical Indications	23	21	22	20	26

Top 5 Indian Patentees

Sl. No.	Name of Organization	Patents granted
1	COUNCIL OF SCIENTIFIC & INDUSTRIAL RESEARCH	113
2	SAMSUNG R&D INSTITUTE INDIA-BANGALORE PRIVATE LIMITED	55
3	BHARAT HEAVY ELECTRICALS LIMITED	45
4	INDIAN INSTITUTE OF TECHNOLOGY	40
5	DEFENCE RESEARCH & DEVELOPMENT ORGANISATION	32





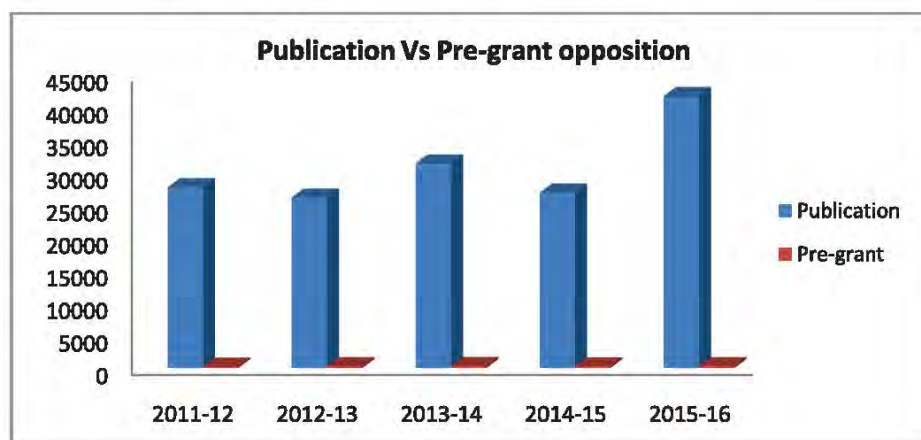
Top 5 Foreign Resident Patentees

Sl. No.	Applicant	Patents granted
1	GM GLOBAL TECHNOLOGY OPERATIONS, INC.	252
2	QUALCOMM INCORPORATED	212
3	LG ELECTRONICS INC.	89
4	KONINKLIJKE PHILIPS ELECTRONICS N.V.	68
5	HONDA MOTOR CO. LTD.	65

F. Publication and pre-grant opposition: During the reporting year, **44,068** patent applications were published under section 11A and only **290** pre-grant oppositions were filed under section 25(1) of the Patents Act 1970, which is about **0.70%** of the published applications.

The details of the applications published and pre-grant oppositions filed are given below:

Year	Publication	Pre-grant opposition
2009-10	34305	160
2010-11	32213	154
2011-12	27753	193
2012-13	26159	279
2013-14	31413	309
2014-15	26934	247
2015-16	41752	290



G. Revenue & Expenditure: During the year **2015-16**, the total revenue generated was **Rs.587.44 crore**, which is about **14 %** higher than that of the previous year, while total expenditure was only **Rs. 76.97 crore**. The total revenue generated by the Patent and Design Office was **Rs.403.98 crore** (Patents **Rs.398.40 crore** & Designs **Rs. 5.58 crore**), whereas the

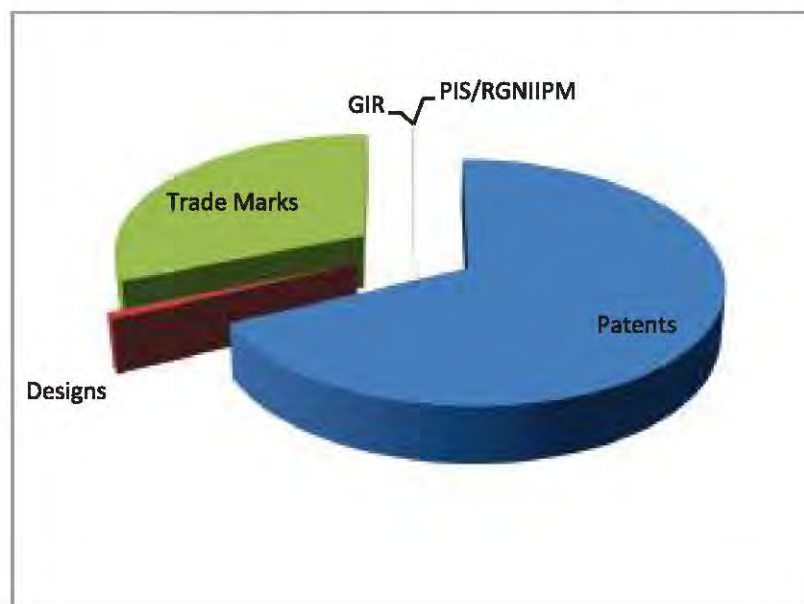


Trade Marks Registry generated a revenue of **Rs.183.16 crore**, GIR **Rs. 0.033 Crore** and PIS & RGNIIPM **Rs. 0.274 crore**. The details of revenue received and expenditure with regard to Intellectual Property (IP) administration for the year 2015-16 as compared to the last year are given below in table. The graphical representation shows the corresponding figure for the reporting year only.

(i) **Comparison of Revenue generated during the Year 2014-2015 and 2015-16**

Year	2014-2015 (Rs. In Lakh)	2015-2016 (Rs. In Lakh)
Patents	37400.79	39840.40
Designs	231.50	557.72
Trade Marks	13813.00	18316.01
GIR	5.56	3.32
PIS/RGNIIPM	12.80	27.42
Total	51463.65	58744.89

Graphic presentation of REVENUE generated during the year 2015-16

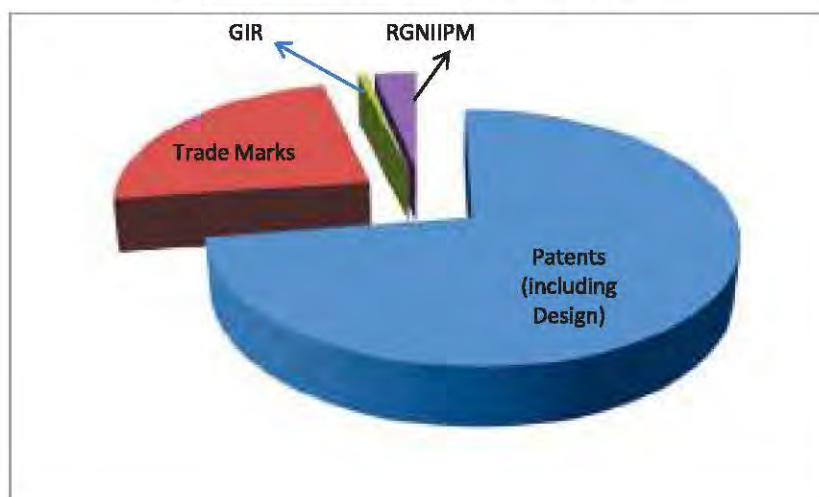




(ii) Comparison of Expenditure for the Year 2014-2015 and 2015-16

Year	2014-2015 (Rs. lakh)			2015-2016 (Rs. In Lakh)		
	Plan	Non-Plan	Total	Plan	Non-Plan	Total
Patents (Including Designs)	3318.10	2531.68	5849.78	3155.05	2435.62	5590.67
Trademarks	555.20	1231.68	1786.88	706.50	1102.20	1808.70
GIR	-	69.63	69.63	-	54.14	54.14
PIS/RGNIIPM	43.50	181.03	224.53	58.05	185.48	243.53
Total	3916.80	4014.01	7930.81	3919.60	3777.44	7697.04

EXPENDITURE IN IPO for the year 2015-16





CHAPTER- III

PUBLIC SERVICE DELIVERY - EFFICIENCY & TRANSPARENCY

Intellectual Property Rights (IPRs) contribute to the enrichment of society by facilitating availability of new and useful goods, services and technical information and can greatly boost up the competitiveness of industries. It is important to note that if the society is not benefitted from intellectual creations, the balance of rights and obligations, on which the system rests, may be disturbed. Keeping this in view, it has always been our endeavor to develop an efficient and transparent IP system for efficient delivery of public services and enhance productivity and performance.

Further to the already existing IT-enabled environment, several new initiatives were launched during the year to further upgrade the existing computerised work-flow and for advancement of internal IT systems. This has resulted in faster and better delivery of services. It has been our continuous endeavour to make our system digitally more efficient. The efficiency resulting from e-services has not only enabled the Office to improve performance, but also to cope up with the unprecedented demand for IP services from the stakeholders.

Recently, India has achieved few major global milestones in the field of intellectual property. One of them is the functioning of Indian Patent Office as International Searching Authority (ISA) and International Preliminary Examination Authority (IPEA) under the Patent Cooperation Treaty (PCT) for conducting and preparing the international search and preliminary examination reports (ISRs and IPER) in respect of International patent applications. Another is the functioning of Trademarks Registry as the office of origin after India's accession to the Madrid Protocol, an international system for registration of trademarks administered by WIPO, to provide statutory protection of a trademark in various countries by filing a single application in the country of origin.

Patents:

New Numbering system of Patent applications and request for examination: It has been a long felt need that the patent applications and the requests for examinations filed at the Patent Office should have a numbering system which is uniform like other major IP offices in the world.





Designs

E-filing facility for filing of new design application was introduced just before onset of the reporting year which was continuously monitored and upgraded to facilitate better public service during the reporting year. As a result, the contribution of online filed applications increased up to 20% of total applications for designs. It is also pertinent to mention that the last amendment of Design (Amendment) Rules 2014 facilitated 50% fee waiver for small entity. These measures have resulted in more than 19% increase in filing of applications for registration of designs over the previous year.

The official website of CGPDTM contains detailed information on the activities under various provisions of the Designs Act, 2000 along with Manual on Office Practice and Procedures. Information on registration and post registration activities under the Designs Act, 2000 is regularly published electronically as a part of Patent Office Journal in searchable format. The publication of registered designs also comprises a best view of the registered design to enable the design stakeholders to be aware of prior art. Apart from this, the Design Wing also provides on request the prior art search report of registered designs and inspection of Register of Designs. The design application status is available electronically in the official website. Public search facilities for registered designs are also available online.

ISO certification:

Recognising that certification on quality can be a useful tool to add credibility that demonstrates that the products or services offered by the Office meet the expectations of customers as well as set standards for the Office, the Office has been striving to get ISO certification to its various wings. It is noteworthy to mention that a Quality Management System (QMS) has been in operation at the Design Wing of Patent Office, Kolkata since 2014. Besides, the Design Wing had been making an effort to acquire ISO-9001:2008 Certification. To sensitise all staff of Design Wing, an awareness program on ISO-9001:2008 was conducted during 22-23 January, 2015 by QCI (Quality Council of India) in collaboration with MacLead Certifications. All the documentation viz., Quality Manual, SOPs (standard operating procedures) etc., in respect of ISO-9001:2008 has been accomplished and the quality policy has also been finalised. The Stage-I Audit has been conducted on 26-03-2015 by the certification body BSI (British Standards Institution). Although there were no NCs (Non-conformities) raised during Stage-I Audit, the auditors made





The process of renewal of registration of trademarks has been made fully automatic. In case, a proper application for renewal of registration of a trademark is filed on time, the renewal is processed and renewal intimation is generated automatically through the Trade Marks System and the same is put up on the official website along with details of the respective application (registered trademark) and sent to the applicant without any human intervention.

Dynamic Utilities for Trade Marks has been made available on the website. It allows the public to see on real time basis the details of examination of trademark applications, show cause hearings, publications in the trademark journal, registrations of trademarks and other disposal of applications by way of abandonment, refusal etc. done as well as other notices issued month- wise or date wise. Details of hearing and adjournment in the TMR are provided on the website.

A Stock and Flow based Dynamic Utility for Trademarks has been made available to provide the applicants/stakeholders with the facility to know the number applications under different stocks and the flow of such applications at various stages of processing **on a real time basis**.

Geographical Indications

The **Geographical Indications (GI)** Registry started receiving GI applications for registration of GI from 15th September 2003. As on March 31, 2016, the Registry had received a total number of 543 GI Applications of which 261 was registered. During the reporting year, special steps were taken to clear all the pending applications received till 30.09.2015 and consequently, all the applications received till 30.09.2015 were examined and examination reports were issued during the reporting year. The Registry also started receiving applications for registration of authorised users from 2009 onwards and received 2349 GI Authorised Users Applications. A total of 1184 authorised users were registered. Online filing of GI applications has been started.

Invitation to stakeholders to participate in the Legislative transactions:

The Office believes in strong consultative procedures and invites stakeholders to participate actively whenever the Office proposes to amend its legislations. During the year, Draft Patent and Trademarks (Amendment) Rules, 2016 were formulated aiming to streamline the procedures and incorporate elements of ease of doing business in Patent/ Trademark procedures. The same were published and public comments were invited.





Mediation / Conciliation Process:

For the first time, the Office of the CGPDTM collaborated with Delhi State Legal Service Authority (DSLSA) and initiated a process of mediation in the contested matters of TMR Delhi. This was primarily done with aim to bring-down the pendency in opposition matters.

Strengthening of on-line facilities:

The dynamic website of the Office of the Controller General of Patents, Designs and Trade Marks provides details in respect of filing and processing of Patents, Designs, Trade Marks and Geographical Indications. The information on the website is regularly updated and made available in the login-free Search Portals so as to facilitate dissemination of IP information to stakeholders, thus achieving highest levels of transparency in the functioning of IPO.

Complementing with Startup India Campaign launched by Government of India

The Startup India campaign was launched by the Hon'ble Prime Minister on January 16, 2016. This initiative aims at fostering entrepreneurship and promoting innovation by creating an ecosystem that is conducive for growth of Start-ups.

Complementing this initiative, the Department of Industrial Policy and Promotion, which has been designated as a nodal agency for the purpose, launched the "Scheme for Facilitating Startups Intellectual Property Protection (SIPP)" to encourage IPR protection amongst Startups, which includes providing facilitators to start ups to file and process their applications for patents, designs and trademarks and reimbursement of professional charges of facilitators. The Office of the CGPDTM. has taken necessary steps for effective implementation of the Start-ups scheme. A document espousing the vision and objectives of the Scheme was prepared and uploaded on the website on 18th January, 2016. A list of the facilitators who would provide aid to the aspiring startups in the preparation and filing their applications for patents, designs and trademark has also been prepared and uploaded on the website. Necessary assistance is routinely provided through e-mails and help-desks to resolve the queries of Start ups expeditiously.

Right to Information

The Office of the CGPDTM remained committed to the effective implementation of the policy objectives of Right to Information Act 2005. In order to achieve utmost transparency in the functioning of IP offices, all relevant information with regard to various activities was made available on the official website for proactively providing information to the public. Besides, prompt actions were taken on all applications received under the Act in strict conformity with the legislative intent and mandate of the RTI Act.





CHAPTER- IV

PATENTS

1. INTRODUCTION:

This chapter presents the 44th report under section 155 of the Patents Act 1970 (as amended) on the activities performed by the Patent Office during the year 2015-16. The Patent Office is geographically divided and located at Kolkata, New Delhi, Mumbai and Chennai. Now, all the offices work as one virtual office sans geographical boundaries while making use of information technology. The Patent Office administers the law concerning protection of inventions in the country by way of grant of exclusive rights in the form of patents to the applicants for a limited period. The Patents Act 1970 (as amended) governs the grant of patents. Paragraphs given below provide an outline of major activities of the Patent office as executed under the Patents Act and Rules.

2. PATENT APPLICATIONS:

The number of applications for patents filed in **2015-16** was **46,904** while during 2014-15 the corresponding figure was 42,763, showing an increase of about 10%. During the reporting year, the filing of applications in almost every field of invention has shown a modest to high growth except in the fields of Food, Bio-technology, Bio-medical, Bio-chemistry, General Engineering and Metallurgy, which witnessed a marginal decrease in filing as compared to the last year. Details of the filing trend of applications, segregated in different fields, are shown in **Appendix- E** and **E1**.

Applications filed by Indian Applicants

Out of total **46,904** applications filed during the year, the number of applications filed by Indian applicants was **13,066** which shows about **8%** increase over the previous year, wherein the corresponding number was **12,071**. Moreover, the number of applications filed by foreign applicants during the year (**33,838**) has also shown an increase of over **10%** as compared to the number of applications (**30,692**) filed during **2014-15**. The number of applications filed by Indian applicants was about **28%** of the total applications filed during the reporting year.

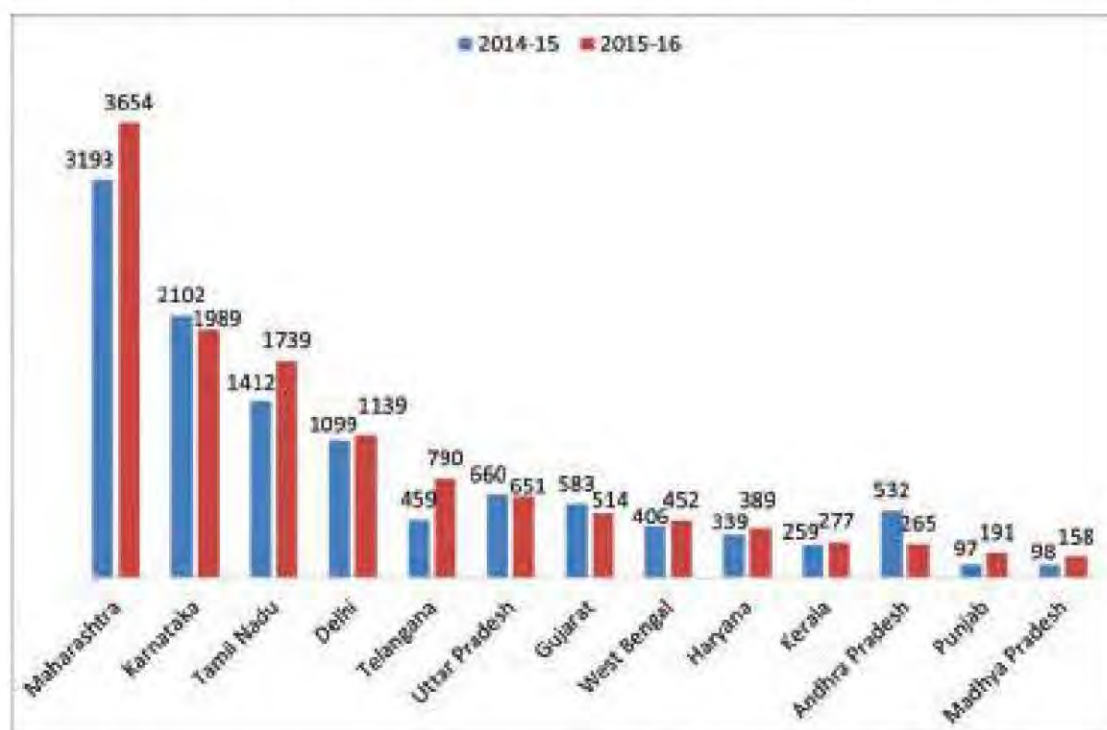
Out of total number of ordinary applications filed by Indian applicants during the year, Maharashtra continued to occupy the first position even increasing by over 14% over its own filing during 2014-15. While Telangana continued to have an impressive position in the list, the states of





Punjab, Haryana, Delhi, Chandigarh, Goa, Kerala, Tamil Nadu, Madhya Pradesh and West Bengal showed modest to high growth in filing as compared to their last years' filing. There are some States / UTs from where the number of patent applications filed is small, but the growth percentage is very high. The State / Union Territory wise break up is shown in **Appendix B**.

Comparison of filing of patent applications by Indian applicants (State-wise)



(b) Top Indian applicants for patents in the field of Information Technology

Sl. No.	Name of Companies	Applications filed
1	SAMSUNG R & D INSTITUTE INDIA	229
2	TATA CONSULTANCY SERVICES LIMITED	213
3	WIPRO LIMITED	149
4	INDIAN INSTITUTE OF TECHNOLOGY (COLLECTIVE)	60
5	HCL TECHNOLOGIES LIMITED	49



(C) Top Indian Applicants for patents from Scientific and Research & Development Organizations.

Sl. No.	Name of Scientific and Research & Development Organizations.	Applications filed
1	COUNCIL OF SCIENTIFIC & INDUSTRIAL RESEARCH	323
2	SAMSUNG R & D INSTITUTE INDIA- BANGALORE PRIVATE LTD.	271
3	DIRECTOR GENERAL, DEFENCE RESEARCH & DEVELOPMENT ORGANISATION	85
4	INDIAN COUNCIL OF AGRICULTURAL RESEARCH	63
5	HETERO RESEARCH FOUNDATION	40
6	G. H. R. LABS AND RESEARCH CENTRE / G. H. RAISONI COLLEGE OF ENGINEERING	33
7	INDIAN SPACE RESEARCH ORGANISATION	25
8	SANDIP INSTITUTE OF TECHNOLOGY AND RESEARCH CENTRE	21
9	CENTRE FOR DEVELOPMENT OF ADVANCED COMPUTING (C-DAC)	20
10	SUN PHARMA ADVANCED RESEARCH COMPANY LIMITED	19

(D) Top Indian Applicants for patents from Institutes and Universities

Sl. No.	Name of Institutes/Universities	Applications filed
1	INDIAN INSTITUTE OF TECHNOLOGY	391
2	AMITY UNIVERSITY	99
3	BHARATH UNIVERSITY	65
4	INDIAN INSTITUTE OF SCIENCE	46
4	CHITKARA UNIVERSITY	46
5	SAVEETHA SCHOOL OF ENGINEERING, SAVEETHA UNIVERSITY	33
5	G. H. RAISONI COLLEGE OF ENGINEERING / G. H. R. LABS AND RESEARCH CENTRE	33
6	SHOOLINI UNIVERSITY OF BIOTECHNOLOGY AND MANAGEMENT SCIENCES	22
6	JANARDAN RAI NAGAR RAJASTHAN VIDYAPEETH (DEEMED) UNIVERSITY	22
7	VELTECH DR. RR & DR. SR TECHNICAL UNIVERSITY	20
8	SIDDAGANGA INSTITUTE OF TECHNOLOGY AN INSTITUTION OF SREE SIDDAGANGA EDUCATION SOCIETY	17
9	NATIONAL INSTITUTE OF PHARMACEUTICAL EDUCATION AND RESEARCH (NIPER)	15
9	DR. M.G.R EDUCATIONAL AND RESEARCH INSTITUTE	15
10	KING GEORGE'S MEDICAL UNIVERSITY	14





Filing details of applications for patents during 2015-16, received through various routes and classified according to the country and state of origin are shown in **Appendix 'B'**.

The number of applications for patents received from Indian residents and non-residents through various routes, during the period from 2006-2007 to 2015-16 is shown in **Appendix 'C'**.

A table showing the distribution of applications filed subject wise during the period from 2011-12 to 2015-16 is shown in **Appendix- 'E' and 'E1'**.

3. PATENT APPLICATIONS EXAMINED

During the year, the office examined **16,851** patent applications as compared to **22,631** applications during the previous year. Decrease in the number of patent applications for which first examination reports were issued is because of less number of examiners available for examination work as compared to the previous year.

4. FINAL DISPOSAL OF PATENT APPLICATIONS

During this year **21,987** patent applications were disposed as compared to **14,316** in the previous year. The disposal of the applications has increased by **53.6%** as compared to previous year, as more number of controllers were available for work during the year.

5. PATENTS GRANTED AND PATENTS IN FORCE

The total number of patents granted during the year was **6,326** out of which **918** were granted to Indian applicants. The number of patents in force was **44,524** as on 31st March 2016, out of which **7,306** patents belonged to Indians.

The number of applications filed, requests for examination received, applications deemed to have been abandoned and applications on which patents were granted and the number of patents in force from the year 2006-07 to 2015-16 is shown in **Appendix 'D'**.

The number of patents granted during the last five years i.e. from 2011-2012 to 2015-2016 under various fields of inventions are shown in **Appendix 'F' and 'F1'**.

6. PCT INTERNATIONAL APPLICATIONS FILED BY INDIAN APPLICANTS

The total number of international applications under the Patent Cooperation Treaty (PCT) filed by Indian applicants in the Indian Patent Office as Receiving Office for the last five years is





allowed to proceed under the normal course of official action and **45** applications remained pending at the end of the year with the Department of Atomic Energy for its opinion.

(b) Publication of Patent applications under section 11A: During the year under report **44,068** applications were published u/s 11A that includes **2,316** applications for which requests for early publication were received. The year wise details regarding the number of patent applications published during the last five years are given below:

Year	2011-12	2012-13	2013-14	2014-15	2015-16
Publication u/s 11 A	26,422	24,746	29,744	25,358	41,752
Early Publication	1,331	1,413	1,669	1,576	2,316
Total	27,753	26,159	31,413	26,934	44,068

(c) Pre-grant Opposition [under Section 25(1)]: By way of representations, **290** pre-grant oppositions were received in the office and **88** pre-grant oppositions were disposed of during the year.

(d) Post-grant Opposition [under Section 25(2)]: **06** post-grant oppositions were filed during the year. **10** post-grant oppositions were disposed of during the year and **160** cases remained pending for disposal by the end of the reporting year.

(e) Secrecy direction (under Section 35): During the year, **95** patent applications were referred to Defence Research and Development Organisation (DRDO) under the Ministry of Defence, Government of India for their consideration as to whether the inventions are relevant for Defence purposes. **82** applications were cleared to proceed in the normal course of action during the year. **13** applications remained pending with DRDO at the end of the year 2015-16.

(f) Permission for filing outside the country (under Section 39): The office received **4,271** requests on Form 25 seeking permission for filing applications outside India. During the year, such permission was granted in respect of **4,152** applications.

(g) Restoration of lapsed Patents (under Section 60): **81** applications for restoration of patents were received during 2015-16. During the year **68** patents were restored.



(h) Assignment, mortgage, license etc. (under Section 68 and 69): 934 cases were received for registration of documents under this section and 477 applications were disposed off during the reporting year.

(i) Working of Patents (Under Section 146): 39,507 statements on working of patents were received in Form 27 during the year. 8,589 patents were reported as working. The details of information received during the last five years are given in table below:

	2011-12	2012-13	2013-14	2014-15	2015-16
Patents in force	39,989	43,920	42,632	43,256	44,524
Form-27 received	27,825	27,946	33,088	31,990	39,507
Reported as working	7,431	6,201	8,435	7,900	8,589

(j) Compulsory license (under Section 84, Section 92 & 92-A): One application for compulsory license was received during the reporting year. The same was disposed as rejected by the Controller through a reasoned order.

(k) Information (Under Section 153): The Patent Office received 119 requests during the year for supply of information relating to patents under various provisions of the Act, as provided in rule 134 of the Patents Rules 2003.

(l) Duplicate Patent Certificates (Under Section 154): 15 requests were received and 14 were disposed during the year.

(m) Registration of Patent agents: 10 new patent agents were registered during the year. Total number of registered patent agents as on 31st March 2016 was 2,424.

8. Revenue and expenditure

The Patent Office generated revenue of about Rs. 398 crore by way of fees for various proceedings under the Act and Rules. During the year, the expenditure (including Design administration) was Rs. 55.91 crore. The details of revenue by way of collection of fees on patents are shown in APPENDIX-G.



**9. Information under the Right to Information Act, 2005**

During the year, 317 requests were received for providing information under the RTI Act, and appropriate action was taken on all the requests as per the time lines provided under the Act.

10. Functioning of Indian Patent Office as International Searching Authority and International Preliminary Examining Authority:

Indian Patent Office has started functioning as International Searching Authority and International Preliminary Examining Authority under the Patent Cooperation Treaty from **15th October, 2013**. The Patent (Amendment) Rules, 2013, relating to the functioning of IPO as ISA/IPEA have come into force on 15th October 2013.

A total 1365 international applications have been received in IPO up to **31-3-2016** for establishing International Search Reports. **1141 International Search Reports** have been issued up to 31-3-2016. The office as International Preliminary Examining Authority (IPEA) has received Demands for preliminary examination in respect of **35 International Applications** which are under various stages of examination.

Details of PCT International applications for ISR received at Indian patent Office as ISA

Activity of ISA Applications	2013-14	2014-15	2015-16
Filed	135	519	711
Pending in the beginning of the year	0	116	129
Disposed	18	502	621
Withdrawn	1	4	1
Pending	116	129	218

11. General information

The Scientific & Technical Libraries of the Patent Office at Kolkata, Mumbai, Delhi and Chennai provided facilities to the public for consultation and reference work. A large number of inventors of different research and industrial organizations and other members of the public as well as research scholars of different universities availed the facilities.

Presently, the Patent Office, in addition to CD-ROMS, Books and Journals, subscribes to scientific and technical e- journals. Thousands of interested persons visit the libraries of the Patent





Offices every year in order to conduct searches through patent specifications and other publications of Patent Offices in India and abroad.

The free online search facility provided by the Patent Office on its website www.ipindia.nic.in was also widely utilised by stakeholders and public at large.

APPENDIX "A"

Subject wise distribution of Examiners of Patents

Sl. No.	Subject	No. of Examiners
1	Biochemistry	5
2	Biotechnology	7
3	Biomedical Engineering	8
4	Chemistry	28
5	Civil Engineering	1
6	Computer & IT Engineering	17
7	Electrical & Electronics	32
8	Mechanical	16
9	Metallurgical	7
10	Physics	2
11	Polymer	4
12	Textile	5
	TOTAL	132





APPENDIX "B"

APPLICATIONS FOR PATENT FILED IN THE YEAR 2015-16 AS AGAINST
2014-15 CLASSIFIED ACCORDING TO COUNTRY / STATE OF ORIGIN

State/Union Territory	Ordinary		Convention		National Phase Application	
	2015-16	2014-15	2015-16	2014-15	2015-16	2014-15
Andaman & Nicobar	1	0	0	0	0	0
Andhra Pradesh	265	532	0	1	10	30
Arunachal Pradesh	0	1	0	0	0	0
Assam	55	46	0	0	3	5
Bihar	25	31	0	0	3	4
Chandigarh	41	24	0	0	0	0
Chhattisgarh	22	28	0	0	0	0
Dadra and Nagar Haveli	0	2	0	0	0	0
Daman & Diu	1	0	0	0	0	1
Delhi	1139	1099	0	3	15	29
Goa	32	16	0	0	0	1
Gujarat	514	583	0	0	15	2
Haryana	389	339	2	1	4	3
Himachal Pradesh	55	16	0	0	0	2
Jammu & Kashmir	23	17	0	0	0	0
Jharkhand	126	109	0	0	1	0
Karnataka	1989	2102	13	18	18	14
Kerala	277	259	3	0	0	4
Madhya Pradesh	158	98	1	2	0	1
Maharashtra	3654	3193	8	10	37	64
Manipur	0	5	0	0	0	0
Meghalaya	1	0	0	0	0	0
Mizoram	9	0	0	0	1	0
Nagaland	1	0	0	0	0	0
Orissa	73	88	0	0	2	0
Pondicherry	12	16	0	0	0	0
Punjab	191	97	0	0	1	0
Rajasthan	150	147	0	0	0	2
Sikkim	9	1	0	0	0	0
Tamil Nadu	1739	1412	8	4	9	7
Telangana	790	459	0	1	5	2
Tripura	12	8	0	0	0	0
Uttar Pradesh	651	660	1	1	3	4
Uttaranchal	45	61	0	0	0	0
West Bengal	452	406	2	0	0	0
Grand Total	12901	11855	38	41	127	175



APPENDIX "B" contd.

COMMONWEALTH COUNTRIES

Country	Ordinary		Convention		National Phase Application	
	2015-16	2014-15	2015-16	2014-15	2015-16	2014-15
U.K.	57	18	91	68	1017	973
Australia	5	8	14	9	249	261
Canada	12	7	9	23	333	285
Sri Lanka	0	0	0	0	3	3
Ireland	46	39	21	8	77	87
New Zealand	0	1	0	2	40	56
TOTAL	120	73	135	110	1719	1665

NORTH & SOUTH AMERICA

Country	Ordinary		Convention		National Phase Application	
	2015-16	2014-15	2015-16	2014-15	2015-16	2014-15
U.S.A.	951	760	888	705	9976	8237
Mexico	0	0	0	1	23	28
Brazil	0	6	2	6	44	48
Bermuda	0	0	0	0	8	14
Cayman Island	0	0	0	0	40	22
Virgin Islands	0	0	0	0	24	44
Cuba	0	0	0	0	4	7
Columbia	0	0	0	0	3	5
Argentina	0	1	4	1	3	8
Chile	0	0	1	2	8	14
Bahamas	0	0	0	1	4	1
Barbados	0	0	0	0	6	2
Venezuela	0	0	1	0	1	2
Peru	0	0	0	0	5	0
Paraguay	0	0	0	0	9	1
Jamaica	0	0	0	1	1	0
British Virginia	0	0	3	0	0	2
Belize	0	0	0	0	1	1
Other North and South American Countries	0	0	0	0	7	2
TOTAL	951	767	899	718	10167	8438





APPENDIX "B" contd.

EUROPE

Country	Ordinary		Convention		National Phase Application	
	2015-16	2014-15	2015-16	2014-15	2015-16	2014-15
Italy	8	5	53	49	551	529
Germany	168	96	420	412	2377	2581
Belgium	10	4	10	7	247	265
France	71	85	112	148	1080	1236
Spain	42	2	17	11	141	171
Switzerland	104	144	212	153	1069	1252
Finland	28	23	29	30	188	229
Austria	2	0	37	16	269	209
Netherlands	60	38	27	18	1411	1267
Sweden	21	25	36	44	753	835
Denmark	24	18	16	6	272	341
Portugal	0	0	0	0	17	11
Hungary	0	0	0	0	16	21
Luxembourg	0	0	7	5	68	69
Russia	5	1	1	1	87	88
Romania	0	0	0	0	2	3
Turkey	0	0	1	4	22	22
Slovenia	0	0	0	0	19	11
Norway	5	0	0	0	90	86
Cyprus	0	1	0	0	11	8
Poland	0	0	9	8	27	38
Bulgaria	0	0	1	1	3	6
Ice Land	7	0	0	0	1	1
Czech Republic	0	1	2	7	27	12
Liechtenstein	0	0	0	0	25	12
Ukraine	0	0	0	0	9	5
Slovakia	0	0	0	0	6	3
Greece	0	0	1	1	22	13
Malta	0	0	0	0	14	26
Estonia	0	0	1	0	2	2
Latvia	0	0	0	0	5	1
Croatia	0	0	0	0	2	1
Other European Countries	1	2	0	0	11	10
TOTAL	551	445	992	921	8844	9365



APPENDIX "B" contd.

AFRICA

Country	Ordinary		Convention		National Phase Application	
	2015-16	2014-15	2015-16	2014-15	2015-16	2014-15
South Africa	3	1	1	2	47	65
Mauritius	2	9	0	0	1	1
Seychelles	0	0	0	0	1	2
Swaziland	0	1	3	5	1	1
Kenya	0	0	0	0	5	2
Egypt	1	0	0	0	6	2
Tunisia	0	0	0	0	1	1
Other African Countries	0	0	0	0	4	0
TOTAL	6	11	4	7	66	74

ASIA

Country	Ordinary		Convention		National Phase Application	
	2015-16	2014-15	2015-16	2014-15	2015-16	2014-15
Japan	76	43	890	994	3869	4388
Republic of Korea	114	52	278	179	1382	726
China	8	5	145	87	1655	874
Israel	3	1	28	14	290	293
Taiwan	53	33	267	119	20	24
Indonesia	0	0	3	1	3	0
Vietnam	0	0	0	0	3	3
Singapore	22	18	4	12	92	98
Malaysia	1	2	12	4	16	39
U.A.E.	5	6	0	1	17	3
Phillipines	0	0	2	1	5	8
Thailand	1	2	4	3	10	12
Hong Kong (China)	0	0	8	3	12	6
Saudi Arabia	1	2	0	0	64	29
Iran	0	0	0	0	1	2
Bangladesh	0	0	0	0	2	3
Qatar	0	0	0	0	3	5
Other Asian Countries	3	0	1	0	6	2
Total	287	165	1642	1418	7450	6515
GRAND TOTAL	14816	13316	3713	3215	28375	26232





APPENDIX "C"

**APPLICATIONS FILED BY RESIDENTS AND NON-RESIDENTS
THROUGH VARIOUS ROUTES FOR LAST 10 YEARS**

Applicants	2006-07	2007-08	2008-09	2009- 10	2010-11	2011-12	2012-13	2013-14	2014-15	2015-16
Residents	5314	6040	6161	7044	8312	8921	9911	10941	12071	13066
Non Residents										
Ordinary	693	834	681	826	816	1031	1144	1228	1461	1915
Convention	3969	4453	4264	2986	3728	4280	4184	3704	3174	3675
National Phase Applications under PCT	19768	23891	25706	23431	26544	28965	28435	27078	26057	28248
GRAND TOTAL	28940	35218	36812	34287	39400	43197	43674	42951	42763	46904

MISCELLANEOUS INFORMATION RELATING TO PATENT DURING THE PERIOD FROM 2006-2007 TO 2015-2016

Year	No. of Applications filed	Number of requests for examination	No. of applications deemed to have been abandoned due to non-filing of complete specification Sec. 9(1)	No. of applications deemed to have been abandoned due to non-compliance Under Sec. 21(1)	Number of Patents granted		Number of Patents in force	
					Indian	Foreign	Indian	Foreign
1	2	3	4	5	6	7	8	9
2006-07	28940	20645	694	1121	1907	5632	3473	13593
2007-08	35218	22146	1066	479	3173	12088	7966	21722
2008-09	36812	30595	888	1075	2541	13520	6158	24664
2009-10	34287	28653	2720	5171	1725	4443	6781	30553
2010-11	39400	31493	185	5186	1273	6236	7301	32293
2011-12	43197	33811	698	3800	699	3682	7545	32444
2012-13	43674	36247	361	4559	716	3410	8308	35612
2013-14	42951	37474	224	6418	634	3592	7464	35168
2014-15	42763	34958	12	6970	684	5294	7561	35695
2015-16	46904	35960	1226	12782	918	5408	7306	37218




APPENDIX "E"
**NUMBER OF PATENT APPLICATIONS FILED FROM 2011-12 TO 2015-2016
UNDER MAJOR FIELDS OF INVENTIONS**

Year	Chemical	Pharmaceuticals	Computer/ Electronics	Communication	Electrical	Physics	Bio – Medical	Mechanical	Polymer Science & Technology	Other fields (See App-E1)	Total
2011-2012	6698	2762	4225	4390	4160	2586	1066	9716	1209	6385	43197
2012-2013	6812	2954	4424	4163	3568	2593	1053	10198	1425	6484	43674
2013-2014	6769	2507	4410	4039	4371	2230	612	11318	1050	5645	42951
2014-2015	6454	2640	4285	4380	4031	2529	1669	10031	1059	5685	42763
2015-2016	6463	2966	5988	5770	4102	2852	1579	10164	1230	5790	46904

APPENDIX – E 1
NUMBER OF PATENT APPLICATIONS FILED DURING 2015-16 UNDER VARIOUS OTHER FIELDS OF INVENTIONS

Field of Invention/ Year	Bio-technology	General Engineering	Civil	Textile	Metallurgy & Material Science	Agro-chemical	Food	Bio-Chemistry	Micro Biology	Agriculture Engineering	Traditional Knowledge
2011-2012	788	822	373	536	598	484	294	179	629	139	1543
2012-2013	832	1561	658	556	594	486	452	366	547	190	242
2013-2014	647	652	798	634	582	422	387	190	495	234	604
2014-2015	1035	775	704	629	740	418	395	384	308	229	68
2015-2016	887	757	749	734	727	479	387	372	316	268	114

APPENDIX "F"

**NUMBER OF PATENTS GRANTED FROM 2011-12 TO 2015-2016
UNDER MAJOR FIELDS OF INVENTIONS**

Year	Chemical	Pharmaceuticals	Computer & Electronics	Communication	Electrical	Physics	Mechanical	Polymer Science/Technology	Other fields (See App- F-1)	Total
2011-2012	1168	282	584	318	228	95	888	134	684	4381
2012-2013	1289	344	510	273	188	65	749	169	539	4126
2013-2014	1111	256	690	375	237	109	645	165	638	4226
2014-2015	1533	389	835	538	376	142	1047	295	823	5978
2015-2016	1683	370	810	414	362	175	1414	279	819	6326

APPENDIX –F1

**NUMBER OF PATENT APPLICATIONS GRANTED DURING 2015-2016
UNDER VARIOUS OTHER FIELDS OF INVENTIONS**

Field of Invention	Biotechnology	General Engineering	Textiles	Metallurgy /Material Science	Bio – Medical	Civil	Bio-Chemistry	Agrochemical	Microbiology	Food	Agriculture Engineering
2011-2012	309	153	60	40	24	37	38	–	–	21	2
2012-2013	144	121	61	53	11	34	17	30	27	37	4
2013-2014	220	112	52	36	12	32	56	44	21	51	2
2014-2015	262	145	74	53	70	38	66	24	41	48	2
2015-2016	185	142	94	94	69	60	52	45	44	32	2





APPENDIX-"G"

FEES RECEIVED DURING 2015-2016 IN RESPECT OF VARIOUS
PROCEEDINGS UNDER THE ACT AND THE RULES

Sl. No.	Fees collected in respect of	Total amount received (Rs)
1	Patent Filing Fees	1699406080
2	Petition for Extension of time	5966560
3	Substitution/Change/mention of Applicant	20480040
4	Renewal of Patent from 3 rd year to 20 th Year	1271730320
5	Amendment of application and patent- Form 13	47769824
6	Fee for Post Grant procedures	11876384
7	Request for Examination Fee- Form 18	677901000
8	Fees related to Patent Agent	1998400
9	Miscellaneous Fees	69559974
10	Petition for Delay in Filing Priority Documents/For Conditioning Irregularity/Conditioning Delay	114110800
11	Fee relating to filing Opposition	109740
12	Fee for Request for Inspection/Certified copy/copy supply	33944196
13	Transmittal Fee for International Application	8296250
14	Withdrawal of Application - Form 29	2050560
15	Permission for Applying Patent Outside India - Form 25	18840160
	TOTAL	3984040288



CHAPTER- V

DESIGNS

1. INTRODUCTION:

The registration and protection of industrial designs in India is administered by the Designs Act, 2000 and corresponding Designs Rules, 2001 which came into force on 11th May 2001 repealing the earlier Act of 1911. The Design Rules, 2001 was further amended by Designs (Amendment) Rules 2008 and Designs (Amendment) Rules 2014 which came in to force from 30th December, 2014, and incorporates a new category of applicant as small entity in addition to natural person and other than small entity.

The industrial design recognizes the creation of new and original features of new shape, configuration, surface pattern, ornamentations and composition of lines or colours applied to articles, which in the finished state appeal to and are judged solely by the eye.

Applications for design registration are classified according to the Third Schedule of Designs Rules, 2001 for its classification. This is mainly based on the International Classification System for Industrial Designs known as Locarno Classification

The activities relating to registration and protection of industrial designs are carried out by the Designs Wing functioning from Patent Office at Kolkata. However, applications for registration of design can be submitted in all four Patent Offices. E-filing facility for filing of new application was introduced just before onset of the reporting year which was continuously monitored and upgraded to facilitate better public service during the reporting year. As a result, the contribution of online filed applications increased up to 20% of total applications for designs. It is also pertinent to mention that last amendment of Design (Amendment) Rules 2014 facilitated 50% fee waiver for small entity. These has resulted into more than 19% increase in the filing of applications for registration of designs over the previous year.

The official website of CGPDTM contains detailed information on the activities under the various provisions of the Designs Act, 2000 along with manual on office practices. Information on registration and post registration activities under the Designs Act, 2000 is





regularly published electronically as a part of Patent Office Journal in searchable format. The publication of registered designs also comprises a best view of the registered design to enable the design stakeholders to be aware of prior arts. Apart from this, the Design Wing also provides on request prior art search of registered designs and inspection of Register of Designs. The application status is available electronically in the official website. Public search facilities of registered designs are available online.

In order to establish a Quality Management System (QMS) in respect of design registration activities, the office of the CGPDTM has acquired ISO 9001:2008 certification for the Design application registration process. The accreditation was awarded by the BSI (British Standard Institution) on 13/04/2015 valid up to March, 2018 subject to yearly Continuous Assessment Visit (CAV) audits. The ISO 9001: 2008 certificate has been awarded for the scope of Protection & maintenance of Industrial Designs through registration relating to article of manufacture and any substance under the provisions of Designs Act, 2000.

A bilateral collaborative project between CGPDTM/DIPP & OHIM (now EUIPO) under the name of IPC-EUI (EU-India Intellectual Property Cooperation) is presently in operation. The main components of the project in respect of Designs are:-

- a) Exchange of best practices with respect to Quality Management in processing of Design applications.
- b) Exchange of best practices in Design Examination.

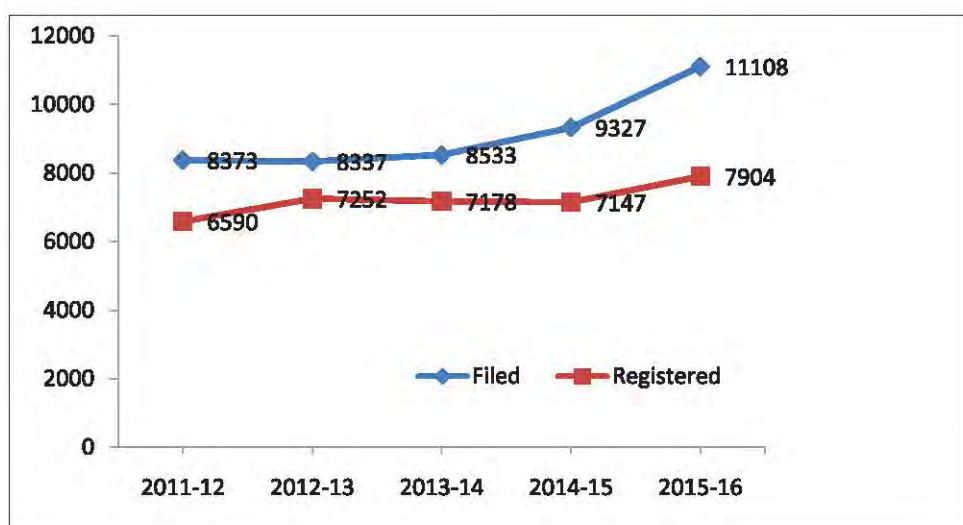
Under the project, professionals from Quality Management Team of OHIM visited Design wing, Kolkata to share their expertise with Examiners & Controllers during 10-12 August, 2015. Subsequently, during January, 2016 officials of Design wing also visited OHIM as a part of the said program.

2. Design Applications filed & registered

The number of applications filed for registration of designs was 11,108 and 7,904 numbers of applications were registered during the reporting year.

The trend of filing of design applications and its registration are shown as follows:

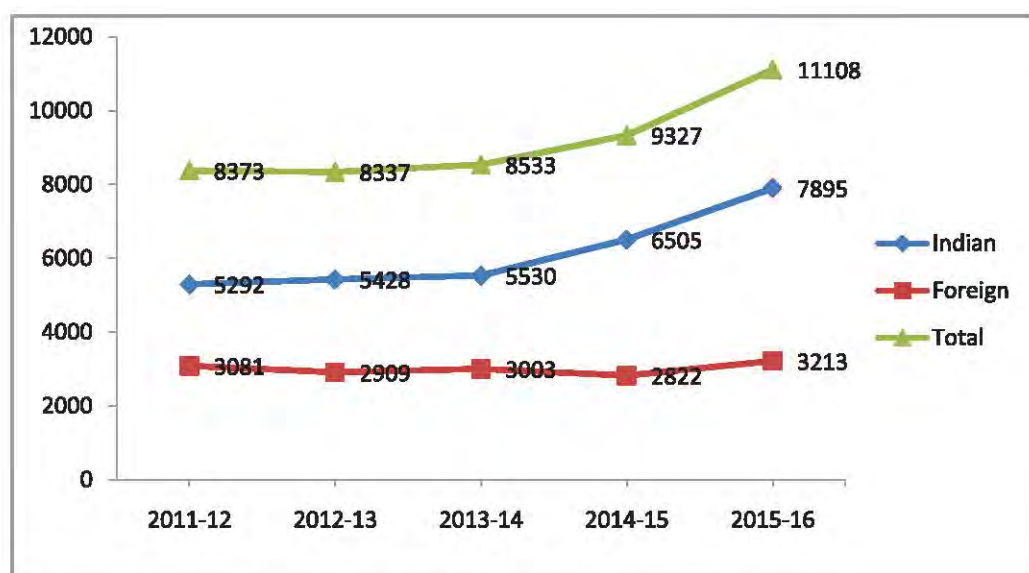




Applications from Indian and Foreign Origin:

The number of applications that originated from India was 7895 while 3213 numbers of applications were of foreign origin. The number of applications originating from India was 71 percent of total filing which is approximately 1400 applications more than the previous year.

The filing trends of the Indian and foreign origin are shown as follows:



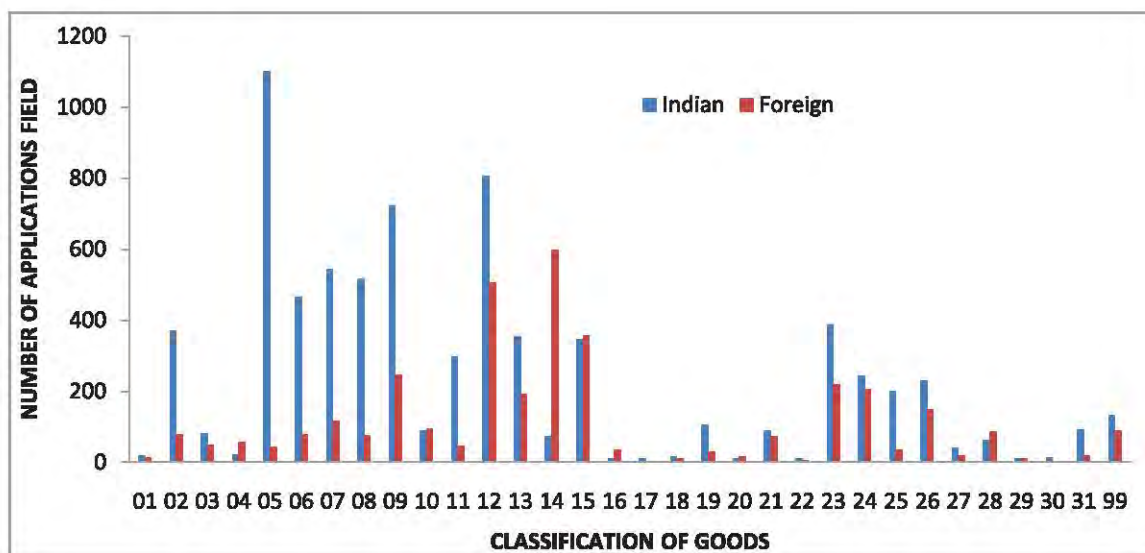
Design applications filed according to classification:

Among the applications originating from India, majority applications were filed under Textile piece goods, artificial and natural sheet material followed by Means for transport or



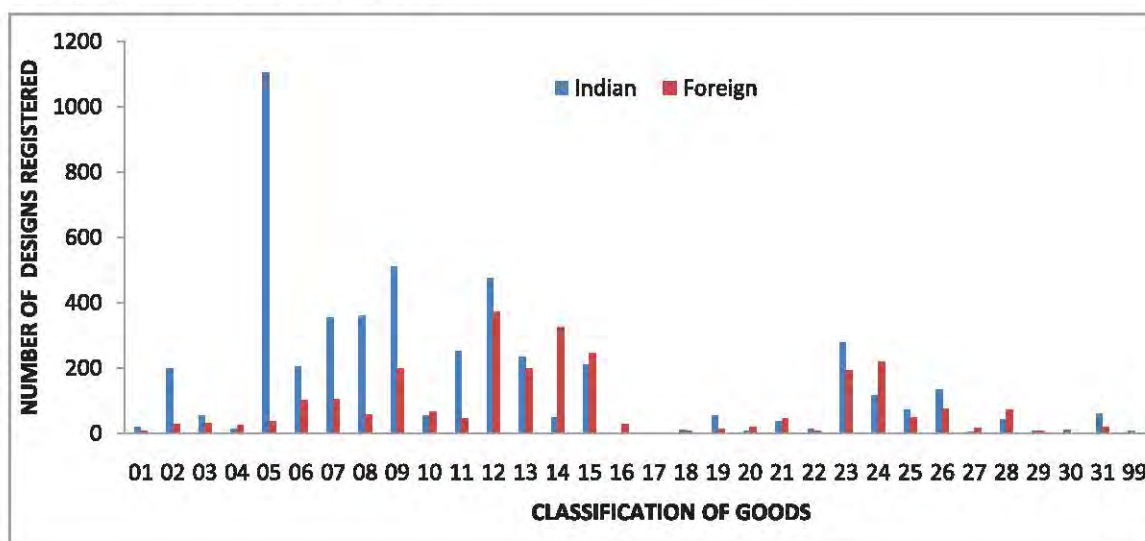


hoisting and Packages and containers for the transport or handling of goods. On the other hand, the applications originating from foreign countries were mainly in the field of Recording, communication or information retrieval equipment, Means for transport or hoisting and Machines. The class wise filing trend for Indian as well as foreign applications is presented below-



Design applications registered according to classification:

Similarly, the class wise distribution of registered designs of Indian origin as well as foreign applications is presented below-



In the case of applications originating from abroad, the U.S.A. leads with the



maximum number of applications (870) followed by Republic of Korea (514), Japan (437), Germany (302), U.K. (272), France (216), China (157), Switzerland (154), Italy (125), The Netherlands (120), Sweden (93), Finland (53), Denmark (22), Australia (22), Belgium (19), Austria (17) and Canada (11). There were 3199 applications claiming priority under the reciprocal arrangements under section 44 of the Designs Act, 2000.

The leading foreign companies that filed applications were Samsung Electronics Co. Ltd. (244), LG Electronics Inc. (182), Koninklijke Philips Electronics N.V. (109), Microsoft Corporation (82), The Gillette Company (64), Renault S.A.S. (63), Honda Motor Co. Ltd. (61), Reckitt Benckiser (Brands) Ltd. (42), Dart Industries Inc. (33) and Audi AG (32) etc.

Similarly, leading Indian applicants were Siddhi Vinayak Knots & Prints Pvt. Ltd. (521), Sabyasachi Couture (212), Ma Design Indian Private Limited (192), Mr. Siddharth Bindra (189), Maruti Suzuki India Ltd. (98), Hero Motocorp Ltd. (79), Action Construction Equipment Ltd. (70), Meril Healthcare Pvt. Ltd. (68), Bajaj Auto Limited (54) and G. M. Modular Pvt. Ltd (51), etc.

3. EXAMINATION OF DESIGN APPLICATIONS:

9426 applications for registration of design were examined during the reporting period out of which examination reports were required to be communicated for 7545 applications. The number of designs registered during the year was 7,904. Apart from registration, 119 applications were disposed through refusal and abandonment.

4. EXTENSION OF COPYRIGHT [U/S11 (2)]:

During the reporting year 1,190 applications were received for extension of copyright of registered designs. 713 registered designs were renewed for further term of 5 years during the reporting year. However, action has been initiated for rest of the cases. 80 applications for restoration of design were filed during the year and 07 applications were restored.

5. MISCELLANEOUS PROCEEDINGS

Cancellation of registered designs [u/s 19]: During the year under report, 80 applications for the cancellation of the registered designs were filed. 56 decisions were issued during the





year out of which for 15 cases petitions were allowed and for 41 cases petitions were dismissed.

Public Inspection [u/r 38]: 53 petitions were received for inspection of registered design applications.

Alteration of names and address etc. [u/r 31]: 1405 requests for alteration of name, address, and address for service were received during the year, out of which 681 cases were disposed and orders issued. Action was initiated for the rest of the cases.

Correction of clerical error [u/s 29]:

During the reporting year, 32 requests for correction of clerical errors were received and all of them were disposed during the year.

Certified copies under rule 41 and section 17(2): During the year, 544 requests were filed and certified copies for 839 have been issued.

6. Designs in Force:

The number of registered designs in force at the end of the reporting year was 68481.



APPENDIX- A

Revenue generated on Designs during 2015-2016			
Description of Document*	No.	Fees (Rs.)	Amount (Rs.)
Applications for registration of designs under section 5 & 44 of the Designs Act, 2000 (including the applications received in Delhi, Mumbai & Chennai Patent Offices).	11108	1000, 2000, 4000	3,51,29000
Applications to extend copyright under section 11(2)	1190	2000, 4000, 8000	90,36000
Restoration of lapsed design under section 12(2)	80	1000, 2000, 4000	27,5000
Cancellation of Design under section 19	80	1500 3000, 6000	4,18500
Certified copy under section 26 and 17(2)	544	500, 1000, 2000	12,48500
Miscellaneous other fees received under the Designs Act, 2000 & Design Rules, 2001 including Delhi, Mumbai & Chennai Patent Offices.		As per First Schedule	9665306
GRAND TOTAL			5,57,72,306

APPENDIX-B

TREND OF APPLICATIONS FILED AND REGISTERED

Year	Filed			Registered		
	Indian	Foreign	Total	Indian	Foreign	Total
2011-12	5292	3081	8373	4162	2428	6590
2012-13	5428	2909	8337	4662	2590	7252
2013-14	5530	3003	8533	4330	2848	7178
2014-15	6505	2822	9327	4726	2421	7147
2015-16	7895	3213	11108	5532	2372	7904





2,83,060 in the year 2015-16, registering an increase of 72,559 applications. The number of applications filed, examined and registered is given in **Appendix I**.

Sl. No.	Activities	2013-2014	2014-2015	2015-16
1.	Applications filed for Registration	2,00,005	2,10,501	2,83,060
2.	Number of Applications advertised in the Trade Marks Journal	67,796	81,959	1,17,408
3.	Number of trademarks registered	67,876	41,583	65,045
4.	No. of post examined applications disposed otherwise than registration (by refusal, abandonment and withdrawal)	36,880	42,069	25,617
5.	No. of marks in respect of which registration was renewed	32,202	43,889	58,160
6.	No. of requests for recordal of post registration changes in registered trademarks (including assignments) disposed	19,856	10,051	11,075
7.	Certificates issued u/s.45(1) of the Copyright Act of 1983	3,825	3,257	81,85

2. TREND OF FILING OF TRADEMARK APPLICATIONS;

The trend of applications being filed for registration of trade marks in India has shown a steady increase. In 2015-2016, the number of applications filed by Indians was **2,67,390** and the number of applications from foreign applicants was **15,670**.

TREND OF APPLICATIONS FILED FROM 2011-12 to 2015-16

Year	Indian Applicants	Foreign Applicants	Total
2011-12	1,69,602	13,986	1,83,588
2012-13	1,79,436	14,780	1,94,216
2013-14	1,84,140	15,865	2,00,005
2014-15	2,02,654	7,847	2,10,501
2015-16	2,67,390	15,670	2,83,060

3. CLASS WISE FILING TREND:

The table given below provides the details of class-wise trend of trade marks applications filed during the year 2015-16. As in the previous year, for this year also the largest number of applications received was in respect of goods in Class 5 (Pharmaceuticals, Veterinary and Sanitary Substances etc.)





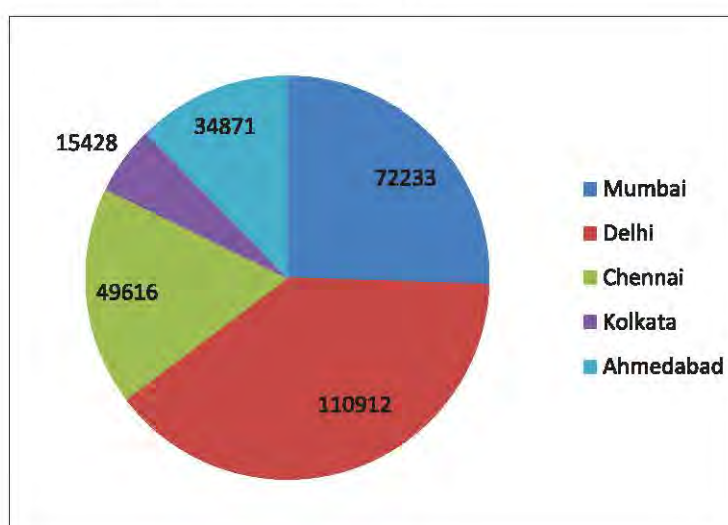
24	Tissues (Piece goods) etc.	4365	1.39
25	Clothing including Boots, Shoes and Slippers	20883	6.64
26	Laces and embroidery, Ribbons and braids etc.	906	0.29
27	Carpets, rugs, mats etc.	761	0.24
28.	Games and Playthings etc.	2397	0.76
29	Meat, Fish, Poultry etc.	7704	2.45
30	Coffee, Tea, Cocoa etc.	17185	5.46
31	Agricultural, Horticultural and Forestry Products and Grains not included in other classes	5341	1.70
32	Beer, Ale and Port, Mineral and Aerated Waters and Other Non-Alcoholic drinks not included in other classes	5248	1.67
33	Wines, Spirits and Liqueurs	1645	0.52
34	Tobacco, Raw or Manufactured, Smokers Articles, Matches	2072	0.66
35	Advertising, business management, business administration, office functions	31807	10.11
36	Insurance, financial affairs, monetary affairs, real estate affairs	5651	1.80
37	Building construction repairs installation services	5402	1.72
38	Telecommunications	4433	1.41
39	Transport, packaging and storage of goods travels arrangement	4169	1.32
40	Treatment of materials	1508	0.48
41	Education; providing of training, entertainment; sporting and cultural activities	16251	5.16
42	Scientific and technological services and research and design relating thereto, industrial analysis and research services; design and development of computer hardware and software	11873	3.77
43	Services for providing food and drink; temporary accommodation	8544	2.71
44	Medical services; veterinary services; hygienic and beauty care for human beings or animals; agriculture, horticulture and forestry services	5654	1.80
45	Legal services; security services for the protection of property and individuals; personal and social services rendered by others to meet the needs of individuals	3736	1.19
		314717	100



Note: There is a provision for filing multiclass applications but a single certificate is issued in such applications. For the purpose of above information regarding class wise filing every class in multiclass applications is considered separately.

4. BRANCH WISE FILING TREND

During the year 2015-16, the maximum number of applications were filed at the Delhi branch of the Registry (110912) followed by the branches at Mumbai (72233) Chennai (49616), Ahmedabad (34871) and Kolkata (15428)



5. REGISTRATION OF TRADE MARKS AND OTHER ACTIVITIES;

During the year 2015-16, the number of trademarks registered was 65,045 as against 41,583 during the preceding year. The total number of Registered Trade Marks as on 31st March, 2016 was 10,88,174.

The number of registered trademarks renewed during the year was 58160. 19422 requests for post registration changes were received in respect of trademarks (including their assignments to other persons) and 11075 requests were disposed of during the year 2015-16.

Further, during the reporting year, 8185 certificates were issued on request, for use in legal proceedings or for obtaining registration abroad.

During the year, 4695 certificates were issued under Section 45(1) of the Copyright Act, 1957 for registration of artistic work as copyright.



This year the registry advertised 117408 applications for registration of trade marks in the Trade Marks Journal as compared to 81959 applications advertised during the preceding year. The trend of trade marks published in the Trade Marks Journal in the preceding five years is given in **Appendix II**.

The Registry also dealt with legal proceedings, which were primarily opposition and rectification proceedings under the Act and Rules. 18910 Notices of opposition and applications for Rectification of the Register were filed during the year 2015-16 and 38846 such cases were finally disposed of. Details of such cases filed and disposed are given in **Appendix III**.

6. CLASS-WISE STATEMENT OF THE NUMBER OF TRADE MARKS REGISTERED

The following table provides the class-wise statement of the number of trademarks registered during the year 2015-16. It is observed that 10,303 trade marks were registered under class 5, which is 15.20% of the total registration, followed by class 35 which is 6.89%. However 2,151 trade marks were registered in multiple classes, which is about 3.17% of total registered marks.

CLASSWISE STATEMENT OF THE NUMBER OF TRADE MARKS REGISTERED

Class	GOODS	Trade Marks Registered	% of Total Registered
1.	Chemical products used in industry, science, photography, agriculture, horticulture, forestry, manures etc	1483	2.084
2.	Paints and Varnishes	538	0.756
3.	Perfumery, cosmetics etc.	2414	3.392
4.	Industrial Oil and Greases (Other than edible oil) etc.	478	0.672
5.	Medical, Pharmaceuticals, Veterinary and Sanitary substances etc.	8599	12.083
6.	Un-Wrought and partly-wrought common metal and their alloys etc.	1275	1.792
7.	Machines and Mechanic Tools, Motors etc.	2243	3.152
8.	Hand Tools and Instruments etc.	458	0.644
9.	Scientific, Nautical, Surveying and Electrical apparatus etc.	4552	6.396





41	Education; providing of training, entertainment ; sporting and cultural activities	3993	5.611
42	Scientific and technological services and research and design relating thereto, industrial analysis and research services, design and development of computer hardware and software	2452	3.446
43	Services for providing food and drink, temporary accommodation	1738	2.442
44	Medical services; veterinary services; hygienic and beauty care for human beings or animals; agriculture, horticulture and forestry services	1061	1.491
45	Legal services; security services for the protection of property and individuals; personal and social services rendered by others to meet the needs of individuals	567	0.797
	Total	71165	100

Note: There is a provision for filing multiclass applications but a single registration certificate is issued in such applications. For the purpose of above information regarding class wise registration every class in multiclass applications is considered separately.

APPENDIX I

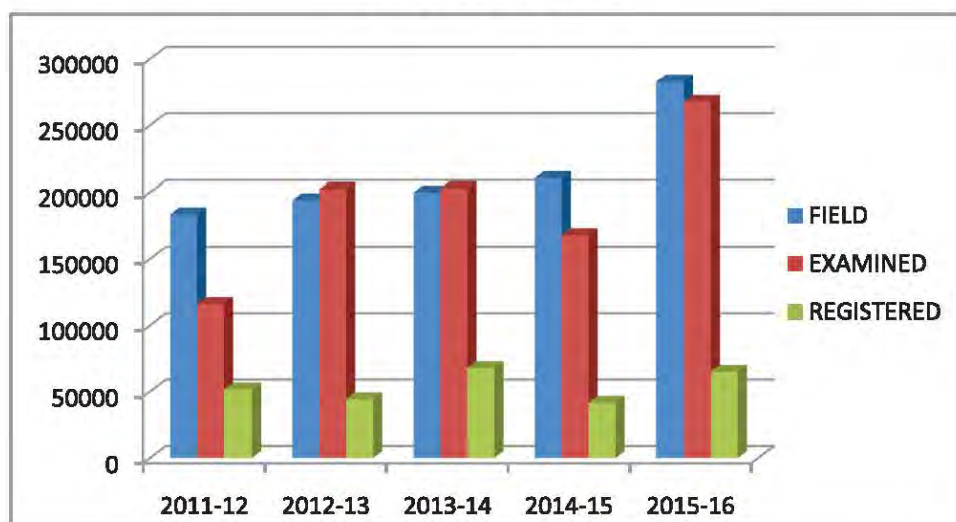
TRENDS IN TRADE MARKS APPLICATIONS FOR LAST 5 YEARS

	2011-12	2012-13	2013-14	2014-15	2015-16
FILED	1,83,588	1,94,216	2,00,005	2,10,501	2,83,060
EXAMINED	1,16,263	2,02,385	2,03,086	1,68,026	2,67,861
REGISTERED	51,735	44,361	67,796	41,583	65,045



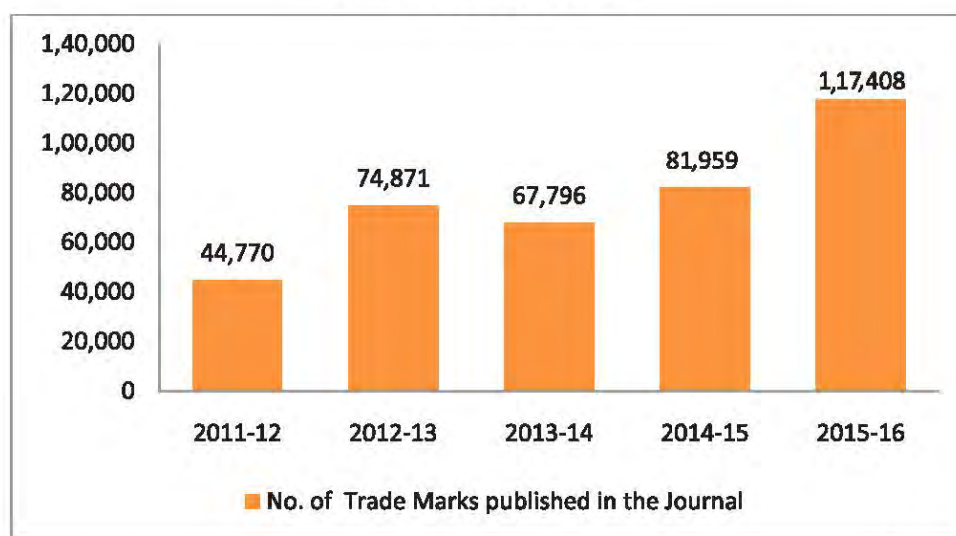


GRAPHICAL REPRESENTATION OF TRENDS IN TRADE MARKS APPLICATION FOR LAST 5 YEARS



APPENDIX II

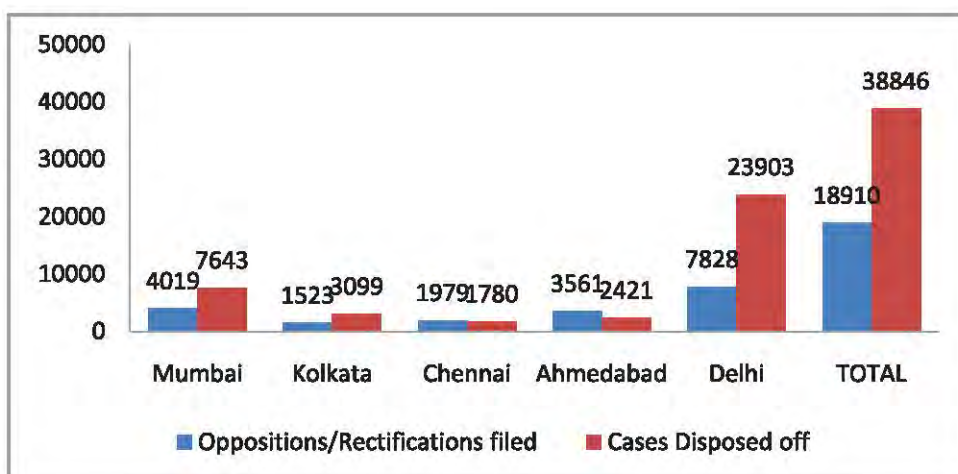
TRADE MARKS PUBLISHED DURING LAST 5 YEARS



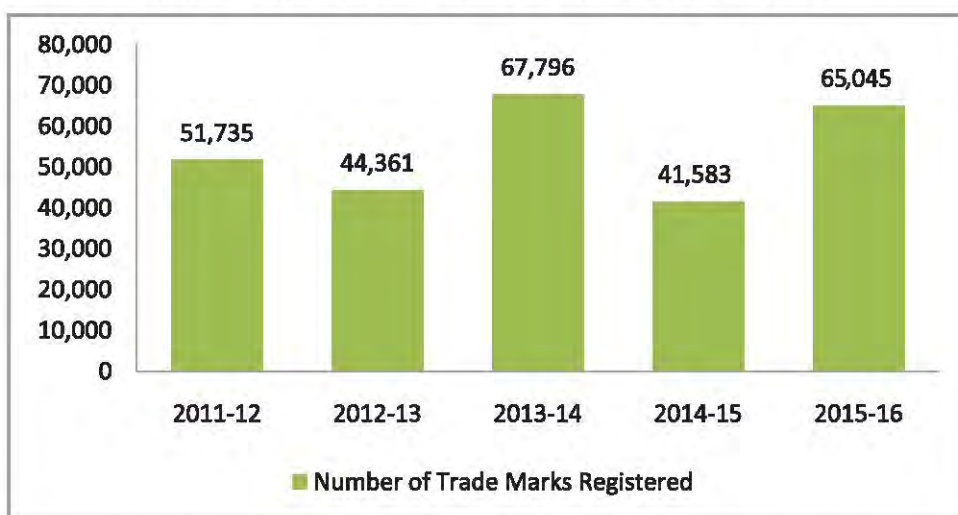
APPENDIX III

DETAILS OF OPPOSITION/RECTIFICATION APPLICATIONS FILED AT VARIOUS OFFICES FROM 1ST APRIL 2015 TO 31ST MARCH 2016 AND DISPOSALS THEREOF

SI. No.	Place of Hearing	Oppositions/Rectifications filed	Cases Disposed off
1.	Mumbai	4019	7643
2.	Kolkata	1523	3099
3.	Chennai	1979	1780
4.	Ahmedabad	3561	2421
5.	Delhi	7828	23903
	TOTAL	18910	38846



TRADE MARKS REGISTERED DURING LAST FIVE YEARS



ACCESSION TO THE MADRID PROTOCOL OF THE MADRID SYSTEM FOR INTERNATIONAL REGISTRATION OF TRADEMARKS

Provisions relating to the international registration of trademarks under the Madrid Protocol came into force in India, since 8th July 2013.

The Indian Trademark Registry, functions as an **office of origin** for the Indian applicants who seek international registrations of their trademarks through Madrid Protocol and as an **office of designated Contracting party**, for the foreign applicants who seek protection of their trademarks in India through international registrations under Madrid Protocol. These functions are carried out only through online system.





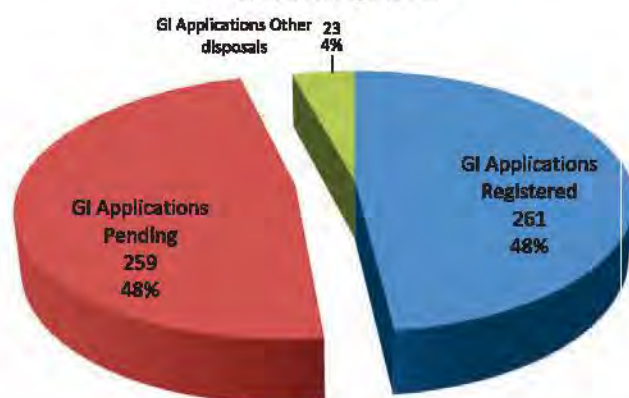
protection of respective marks in India have been communicated to WIPO in respect of **11600** marks after examination of such International registrations as per Indian law; and after completing all the procedures the Grant of protection have been communicated for **924** marks.

Till the end of year 2015-16, Indian office has received **385** applications for international registration of trademarks under the Madrid Protocol, out of which **362** applications have been certified and forwarded to the WIPO. Out of these applications **260** marks have been registered at the level of the WIPO and have been transmitted to offices of the designated contracting parties who will take final decision about protection of such marks





Status-wise breakup of GI Applications received as March 31, 2016



Year-wise breakup of GI Applications filed as on March 31, 2016

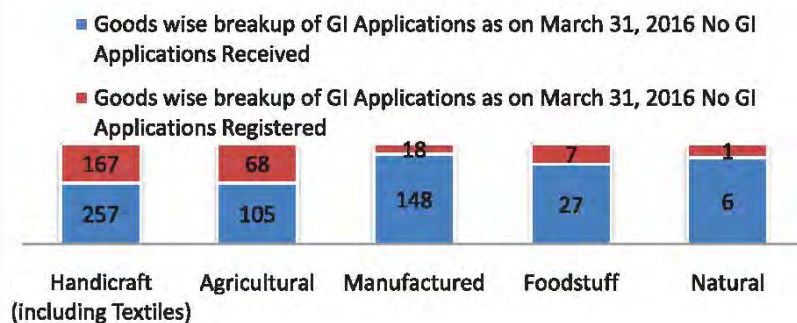
Year	No. of Applications
2003-04	6
2004-05	29
2005-06	16
2006-07	33
2007-08	37
2008-09	44
2009-10	40
2010-11	27
2011-12	148
2012-13	24
2013-14	75
2014-15	47
2015-16	17

Year-wise breakup of GI Applications filed as on March 31, 2016



**Goods wise break up of GI Applications as per Sec. 2 (f) of the GI Act, 1999 filed as on March 31, 2016**

Goods as per sec. 2 (f) GI Act,1999	No. GI Applications Received	No. GI Applications Registered
Handicraft (including Textiles)	257	167
Agricultural	105	68
Manufactured	148	18
Foodstuff	27	7
Natural	6	1
Total	543	261

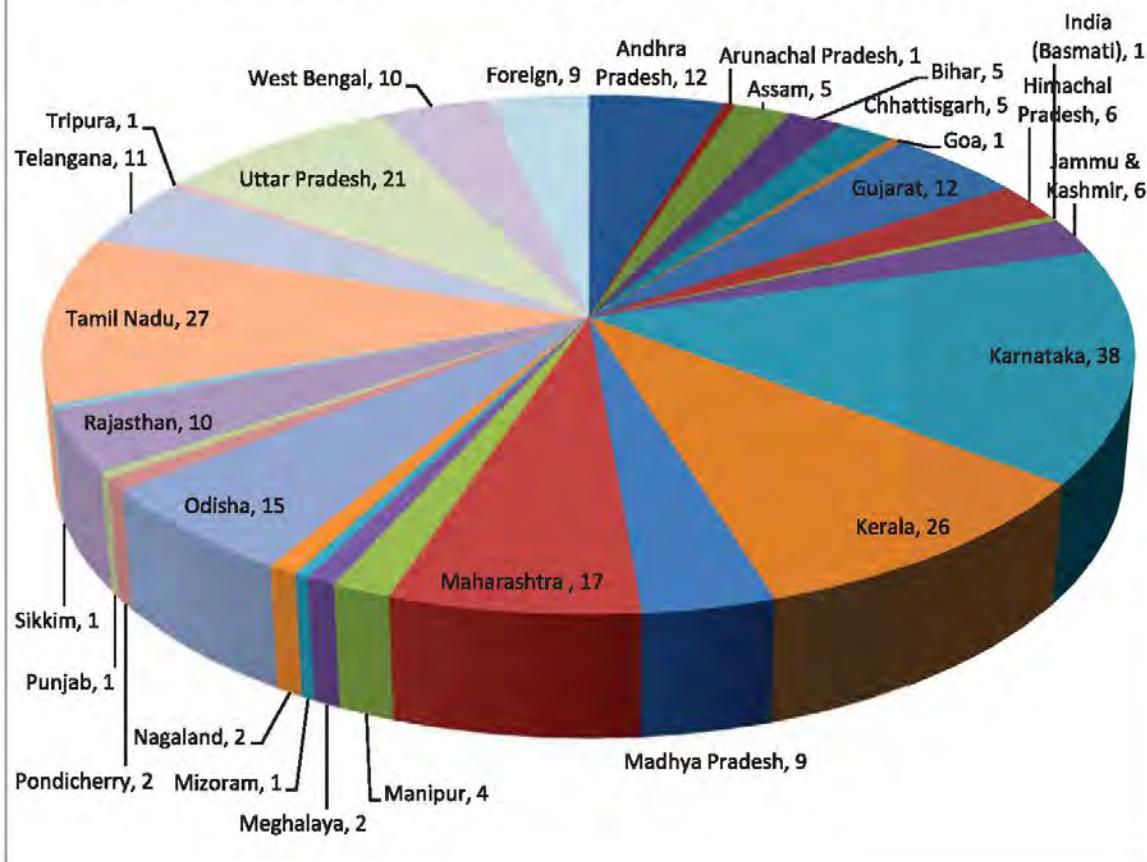
Goods wise breakup of GI Applications as on March 31, 2016**State - wise Registered GI's as on March 31, 2016**

State	No. of GI
Andhra Pradesh	12
Arunachal Pradesh	1
Assam	5
Bihar	5
Chhattisgarh	5
Goa	1
Gujarat	12
Himachal Pradesh	6
India (Basmati)	1
Jammu & Kashmir	6
Karnataka	38
Kerala	26
Madhya Pradesh	9
Maharashtra	17
Manipur	4



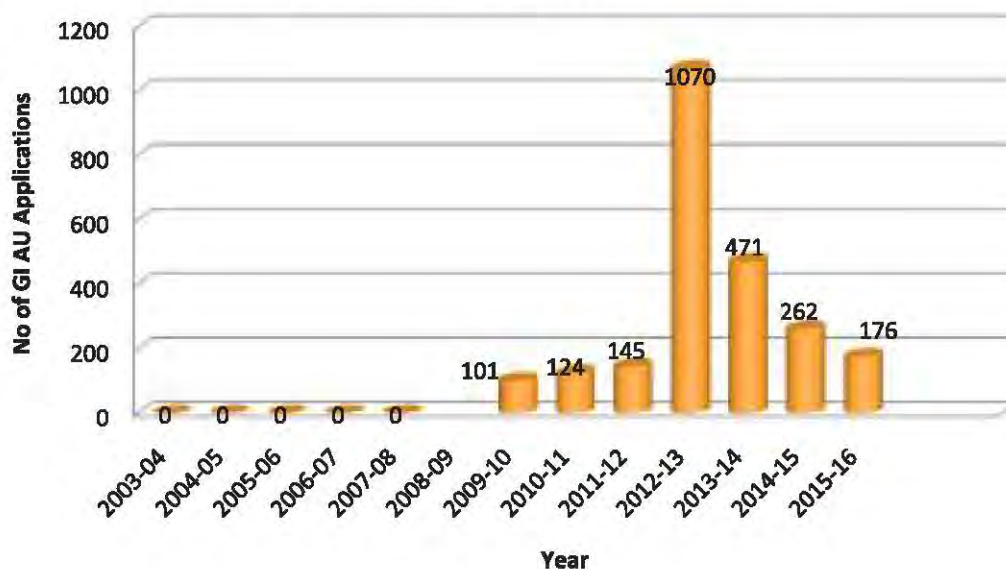
Meghalaya	2
Mizoram	1
Nagaland	2
Odisha	15
Pondicherry	2
Punjab	1
Rajasthan	10
Sikkim	1
Tamil Nadu	27
Telangana	11
Tripura	1
Uttar Pradesh	21
West Bengal	10
Foreign	9

Statewise Break up of Registered GI Applications as on March 31, 2016



**Year-wise breakup of GI Authorised User Applications filed as on March 31, 2016**

Year	No. of Applications
2003-04	0
2004-05	0
2005-06	0
2006-07	0
2007-08	0
2008-09	0
2009-10	101
2010-11	124
2011-12	145
2012-13	1070
2013-14	471
2014-15	262
2015-16	176

Year -wise breakup of GI AU Applications Received**GI Authorised User (AU) Application Status**

Number of GI Authorised User Applications Registered	1184
Number of GI Authorised User Applications Examination	1124
Number of GI Authorised User Applications Pre - Examination	40
Number of GI Authorised User Applications Advertised	0
Number of GI Authorised User Applications Opposition	1
Total Number of GI Authorised User Applications	2349

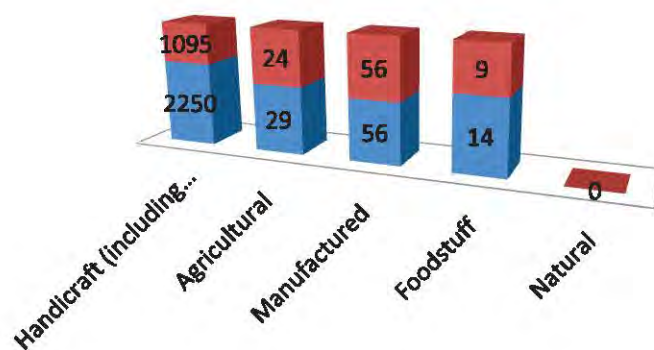


Goods wise breakup of GI AU Applications as on March 31, 2016

Goods as per sec. 2 (f) GI Act,1999	No GI AU Applications Received	No GI AU Applications Registered
Handicraft (including Textiles)	2250	1095
Agricultural	29	24
Manufactured	56	56
Foodstuff	14	9
Natural	0	0
Total	2349	1184

Goods wise breakup of GI AU Applications as on March 31, 2016

■ No GI AU Applications Received ■ No GI AU Applications Registered





CHAPTER- VIII

PATENT INFORMATION SYSTEM AND RAJIV GANDHI NATIONAL INSTITUTE OF INTELLECTUAL PROPERTY MANAGEMENT (RGNIIPM)



The Rajiv Gandhi National Institute of Intellectual Property Management (RGNIIPM) is a national centre of excellence for training, management, research and education in the field of Intellectual Property Rights. The institute caters to the need of training of Examiners of Patents & Designs, IPO officials, IP Professionals, IP Managers, University, R&D scientist, Students etc. in the country and imparts basic IP education, Awareness Programs to user community. Intellectual Property Rights play an important role in international trade and commerce and also in industrial, economic and social development of a nation. IPR related activities have been on continuous rise in the country for the last several years. Many complex issues are involved in creation, utilization and meaningful exploitation of Intellectual Property Rights. As such, there is need for an effective means for improvement of knowledge in intellectual property rights and RGNIIPM is upgrading the skills of General public conducting public IPR programs. Rajiv Gandhi National Institute of Intellectual Property Management (RGNIIPM) and Patent Information System (PIS), both functioning under Ministry of Commerce & Industry, Government of India, are housed in the same own building at Civil Lines, Nagpur. RGNIIPM is a National Training Centre in IPR, the only



one of its kind in India, is established for catering to the need of providing quality training and education in IPRs to various User-Groups.

OBJECTIVES

- ▶ To identify and fulfil all internal training needs of IP offices and organizing training and refresher courses,
- ▶ Training of Examiners of Patents, Designs, Trademarks and Geographical Indications, Officials of Copyrights,
- ▶ Training of IP professionals, IP managers and R&D Scientists, Govt. Institutes, Individuals,
- ▶ To promote general Awareness and understanding of users of IP systems including universities and other educational institutions,
- ▶ To impart Basic education to user communities, Government functionaries and stake holders involved in creation, commercialization and management of Intellectual property rights,
- ▶ To act as a nodal agency in training and education of IPR in the country to all types of IP stakeholders on its own and in collaboration with prominent organizations,
- ▶ IP awareness creation,

The primary objective of Rajiv Gandhi National Institute of Intellectual Property Management is to impart training and create awareness on IPR. The institute assists in the development, creation, use, and exploitation of Intellectual Property. The RGNIPM endeavours to cater to the needs of an Intellectual Property (IP) regime that is in line with the global norms while at the same time safeguarding national interests.

TRAINING PROGRAMMES

RGNIPM is conducting Comprehensive Training program for

- ▶ Newly recruited Patent Examiners,
- ▶ Refresher programs for the Patent Examiners
- ▶ Judicial Training for Controllers,
- ▶ Short term Public Training programs on IP,
- ▶ Awareness programs

The Rajiv Gandhi National Institute of Intellectual Property Management (RGNIPM), Nagpur conducts series of training programmes on Intellectual Property Rights i.e. Patents,





Designs and Trade Marks, Geographical Indications, Copyrights keeping in view the requirements of actual and potential users of patents and other intellectual property rights systems. The beneficiaries are business professionals, Start-ups, law professionals, prospective patent/IPR agents, scientific/technical/R&D organizations engaged in research, managers and technocrats in industries, Small and Medium Entrepreneurs, University professionals, Central and State Govt./Public sector professionals, individual inventors and interested public.

Apart from the departmental training programmes for examiners, many public training programmes on IPRs were conducted during the financial year. Good public response was seen during these programs and the institute received encouraging feedbacks.

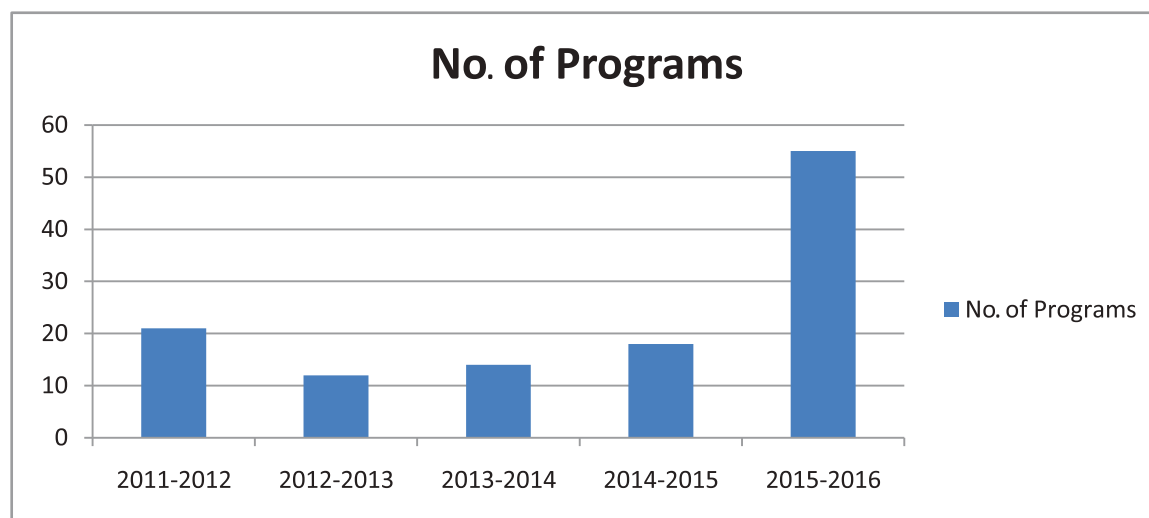
Rajiv Gandhi National Institute of Intellectual Property Management conducted 55 programmes during the year i.e Seven (7) programmes of 1-day, Twelve (12) programmes of 2-days, Seven (7) programmes of 3-days, Five (5) programmes of 5-days, Nineteen (19) Awareness/Seminar Programmes for the public and Two (2) programme for departmental Assistant Controllers. The revenue earned from the public training programmes was Rs.25,63,900/- during the 2015-16.

FACULTY MEMBERS

The Faculties for Training Courses were experts in Intellectual Property Rights from the Indian Patent Office, the Trade Marks Registry and also from well-known organizations in the country including leading IP attorneys, professors, IP experts etc.

DETAILS OF PUBLIC TRAINING PROGRAMMES CONDUCTED FROM 2011-12 TO 2015-16

Year	Duration of training programme				For Examiners		Awareness Program for General Public	Total
	One day	Two days	Three days	Five days	90 Days	30 Days		
2011-2012	--	12	--	4	--	--	5	21
2012-2013	--	3	--	--	2	--	7	12
2013-2014	--	10	--	2	--	2	--	14
2014-2015	--	6	4	2	--	--	6	18
2015-2016	7	12	7	5	--	--	22	53
Total	7	43	11	13	2	2	40	118



DETAILS OF SUBJECT COVERAGE OF TRAINING AT RGNIPM, NAGPUR

1] An Introduction to IPR/IP Management [1/2 Day]

This program covers various topics like introduction to IPR, Patentability Criteria, Patent application filling procedure, Patent search information.

2] Processing of Patent Application and its Proceedings [2 Day]

Importance of IPR, Patentability criteria, Patent application filling procedure, provisional and complete specification, contents of patent specification, types of patent application, required forms & fees, e-filing, PCT procedure.



3] Patent Application Specification Writing/Drafting [3 Day]

Provisional & Complete specification, contents of Patent specification, claims & specification drafting, pre-requisites of drafting, Interpretation of claims, Exercises on filing of patent application and other documents and drafting of claims.



COLLABORATION PROGRAMMES

During the year 2015-16, one Examiner's exchange programme (JPO & CGPDTM) in collaboration with **JETRO** was organised in the month of December, 2015, one **JUDICIAL** training for IPO Assistant Controllers and also one Seminar in collaboration with **FICCI** was organised in the month of February, 2016 at RGNIPM, Nagpur, which were specialized programme for Controllers and Examiners.

3-DAYS EXAMINER EXCHANGE PROGRAMME WITH JPO AND CGPDTM



1-DAY SEMINAR AT RGNIPM IN WITH EU-FICCI-DIPP ON 22ND FEB'2016



**Patent Family Search**

- Bibliographic details of the family member of a patent are reported
- Charges: Rs. 50/- per family member

Assisted Search

- users will be allowed to use databases to conduct search
- General assistance in performing the search will be provided
- Charges ; Rs. 250/- per hour

Patent Copy Supply Service

PIS is providing copy of the full text of patent documents which are available in the PIS and Copy of Indian patent specification is also provided by PIS.





Demands for preliminary examination in respect of 35 International Applications which are under various stages of examination.

2. Madrid Protocol:

The Indian Trademark Registry, functions as an **office of origin** for the Indian applicants who seek international registrations of their trademarks through Madrid Protocol and as an **office of designated Contracting party**, for the foreign applicants who seek protection of their trademarks in India through international registrations under Madrid Protocol.

3. Intellectual Property Cooperation between European Union and India

The European Union is supporting the project *Capacity-building Initiative for Trade Development* (CITD) in India.

- Under the CITD, the European Commission and the Government of India had agreed on the implementation of the **EU India Intellectual Property Co-operation (IPC-EUI)** project for the period 2015-2017. In December 2014, the EU Office for Harmonization in the Internal Market (OHIM) [which has recently changed its name as *European Union Intellectual Property Office (EUIPO)*] agreed to become the project implementing agency. Many missions from OHIM (i.e. EUIPO) visited Indian office during the year 2015. An Indian delegation visited their office at Alicante, Spain in the month of January 2016. There have been several meetings between Indian Office and EUIPO experts as an exchange of best practices in various functions involved in processing of applications for registration of Trademarks and Designs.





4. **Sidelines Meetings during WIPO General Assembly:** The following sidelines meetings were held by the Controller General of Patents, Designs and Trademarks during the meetings of the WIPO General Assembly.

- (a) **UKIPO:** A delegation led by Mr. John ALTY, Chief Executive UKIPO as well as senior officers from Patent Directorate and International Directorate held a meeting with Sh. Rajiv Aggarwal, the then Controller General of Patents, Designs & Trade Marks on 5th October, 2015. The discussion mainly focused on intensifying international cooperation between the two offices in the field of IP by exchange and sharing of information including videoconferencing.
- (b) **OHIM:** The Office for Harmonization in the Internal Market (OHIM) held the meeting with CGPDTM to discuss the mutual co-operation between OHIM and INDIA in the field of IP including progress of the CITD project. The President Mr. Antonio Campinos led the delegation along with other senior officers of OHIM, whereas the Indian delegation was headed by Sh. Rajiv Aggarwal, the then Controller General of Patents, Designs & Trade Marks. The focus of meeting was mainly to implement a project in India relating to Capacity-building and cooperative activities between the two offices relating to (i) TM information database, (ii) Database of Designs (Classification), (iii) TM view database (currently working in 43 countries and in 23 languages), (iv) Quality Management System (v) Exchange of best practices and (vi) Examination guidelines etc.
- (c) **Sweden Patent and Trade Marks Office:** A meeting was held with Ms. Susanne As Sivborg, Director General, and other senior officers of the Swedish Office. The Controller General and DG Swedish PTO agreed to have a MoU and work plan to establish bilateral cooperation between the two countries in the field of IPR.
- (d) **Israel IPO:** Mr. Asa Kling, Head of the ILPO and Dr. Michael Bart, Director of the PCT department had a meeting with CGPDTM regarding exploring future cooperation possibility between the two countries. Israel Office desired to have bilateral cooperation with India related to the working of ISA/IPEA, exchange of patent examiners, sending few examiners to Israel for exchange of best practices, etc.
- (e) **BRICS meeting:** In continuation to the 4th HIPO of BRICS held in RIO DE JANEIRO, BRAZIL, the Heads of BRICS IPOs had a meeting at the side-line of the WIPO General Assembly in 2015,



to discuss further steps for International cooperation . IPO India participated in the meeting under the leadership of Sh. Rajiv Aggarwal, the then CGPDTM and Joint Secretary, DIPP.

- (f) **Meeting with INPI France:** The CEO INPI Mr. Yves Lapierre and other officials had a meeting with CGPDTM and shared their experience in the field of IPR's. There was discussion on GIs, climate change, technology transfer and how to develop fair business between two countries with strong IP rights and it was decided to have a MoU with broad terms and detailed work plan.
- (g) **Meeting with Denmark PTO:** The CGPDTM had a meeting with Mr. Jesper Kongstad, Director General and Ms. Anne Rejnhold Jorgensen, Director, Policy and Legal Affairs Department, Danish PTO. There was discussion on strengthening future cooperation, protection and promotion of GIs and functioning of the IP offices. The officials of Denmark also appreciated the CRI guidelines issued by India.
- (h) **Meeting with EPO:** The meeting was held between President of EPO Mr. Benoît Battistelli, and other senior officials with CGPDTM. There was discussion on the activities under EPO - India work plan and examiners' training, CPC launched in 2013, exchange of databases especially Global Patent Index (GPI) and EPOQUE Net and the future activities under work plan.
- (i) **Meeting with JPO:** The meeting between the delegation of JPO and IPO was held on 8th October, 2015 and was attended by Mr. Hitoshi Ito, Commissioner and other senior officials JPO, and the CGPDTM. Discussion was held on strengthening the bilateral cooperation between the two countries by signing the MoU and work plan, accelerated examination, recruitment of patent examiners and organising a seminar in Japan in 2016 followed by a seminar in India.
- (j) **Meeting with OAPI:** The delegation of OAPI met CGPDTM on 8th October, 2015. The delegation OAPI desired to have a MoU for bilateral cooperation between the two offices comprising exchange of best practices, training and exchange of databases to assist OAPI in capacity building.
5. **Exhibition of Indian Geographical Indications in WIPO:** The Department of Industrial Policy & Promotion organised an exhibition of Indian GI products from 5th October to 9th October,





2015 at WIPO, Geneva. The Director-General, WIPO, Dr. Francis Gurry, and Sh. Ajit Kumar Ambassador and Permanent Representative of India to the United Nations jointly inaugurated the exhibition. It was the first-ever exhibition on “Geographical Indications of India” under the aegis of “Make in India” initiative of the Government of India. The Indian Artisans also made live demonstration about the GI products and their art. A short film on Make in India initiative was also shown to the members during the General Assembly. The exhibition of Indian GIs was hugely appreciated by the foreign delegations which participated in large number and took a lot of interest. The DG WIPO also appreciated the efforts of Government of India in showcasing the Indian GIs at WIPO during the General Assembly meetings.

6. Memorandum of Cooperation and Biennial Action Plan between India and Japan:

A Memorandum of Cooperation (MoC) on Industrial Property between Department of Industrial Policy & Promotion (DIPP), Ministry of Commerce & Industry, India and Japan Patent Office, Ministry of Economy, Trade and Industry, Japan was signed on 29th June, 2015 by Shri Amitabh Kant, Secretary, DIPP and Mr. Hitoshi Ito, Commissioner JPO with aim to promote innovation and to enhance the capabilities of the Offices. Pursuant to said (MoC), a Biennial Action Plan for 2015-17 was also signed by Mr. Yoshitake Kihara, Deputy Commissioner of Japan Patent Office and Shri Rajiv Aggarwal, Controller General of Patents, Designs & Trade Marks setting out the specific cooperative activities between the two offices .



7. EPO India Cooperation: The Government of India, Department of Industrial Policy and Promotion (DIPP) and European Patent Office signed a Memorandum of Understanding on bilateral co-operation establishing a framework for structured work relations between the EPO and the Intellectual Property Office of India (IPO India) for at least four years. The overriding objective is to support the development of the patent system in terms of service delivery and



efficiency, particularly by means of technical co-operation and exchange of best practices in areas such as patent examination, administration and information. Under this, the officials of Indian Patent Office, Kolkata attended "East meets West" forum held from 22nd to 24th April, 2015 at EPO, Vienna, Austria.

8. **WIPO-India Cooperation:** The Department of Industrial Policy and Promotion and World Intellectual Property Organization (WIPO) signed a Memorandum of Understanding on 13th November 2009 with the objective to strengthen cooperation between the Government of India and WIPO through a more active, systematic organization and conduct of joint activities with a view to promote the goal of using Intellectual Property (IP) for economic, social, cultural and technological development in India. Under this, an IP Action Plan has been drawn up for representing the activities identified as priority areas for cooperation. WIPO and Department of Industrial Policy & Promotion, in cooperation with FICCI, organized felicitation function-cum-seminar on "protecting brand abroad with Madrid system" on 20th July, 2015 at New Delhi. The function cum-seminar was inaugurated by Smt. Nirmala Sitharaman, Hon'ble Minister of State for Commerce and Industry. A certificate of appreciation was given to Micromax on its acquisition of 1.25th million international trademark registration under the Madrid System.



9. **Participation in the meeting of International Authorities:** The 22nd Meeting of International Authorities (MIA) under the PCT was held from 4th-6th February 2015 at Japan Patent Office, Tokyo, Japan. The Informal meeting of the PCT Quality Sub Group was also held on 2nd and 3rd February. These yearly meetings were attended by Dr. K.S.Kardam, Sr Joint Controller and Ms. Reelha V., Assistant Controller as representatives of the Patent Office. 23rd Meeting of International Authorities (MIA)/Quality Subgroup 56th Informal Session held at Santiago, Chile



from January 18 and 19, 2016 was attended by Ms. V.Rekha, Deputy Controller of Patents and Designs.

10. Examiner Exchange Program between IPO and JPO : The Office of CGPDTM and Japan Patent Office through JETRO, New Delhi organized Examiner Exchange Program between IPO and JPO from 14th Dec to 16th Dec, 2015 at Patent Office, New Delhi. The examiners from India Patent office and Japan Patent Office made presentations in the program about the Indian Patent system and Japanese Patent System respectively and exchanged the practices followed.

11. Visit of CGPDTM to JPO in February, 2016:

The programme of the visit included Indian IP Seminar by Shri O.P.Gupta, CGPDTM and his meetings with various IP stakeholders in Japan including indo-Japanese industry representatives.

- **Indian IP Seminar:** The Seminar was aimed to get the first hand information and updated details on the Indian government's approaches to IP and was attended by about 125 stakeholders. A detailed technical presentation elucidating salient aspect of Indian IP scenario was given by the CGPDTM. The participants expressed their satisfaction on the detailed explanation given on recent developments and future scenario in IPO India.
- **Meeting between JPO Commissioner and CGPDTM:** An interactive discussion was held between the CGPDTM and JPO Commissioner **about patent practices in both the countries** and also on the global patent-related issues and the cooperation between two countries.
- This was followed by a meeting of CGPDTM with Mr. Toshikazu Tanaka- Chairperson and other JIPA members to discuss different aspects regarding visit of Indian Examiners to Japan which is a part of activities taken up by JIPA. CGPDTM also visited Panasonic and Nitto Denko, the major IP stakeholders in Japan.





CHAPTER- X

TRAINING PROGRAMMES & OUTREACH ACTIVITIES

INTRODUCTION

The Government of India has continued with its mission of developing the skills, capacity building of IP offices thus creating a strong base of human resource. To this effect, training programmes for the patent and trademark examiners and other officials have been organised not only in India but abroad also.

As in the past years, the Office of CGPDTM has also taken the initiative to conduct outreach programmes for the public as well as for R&D Organisations, Scientific Institutions and Universities. The aim of these programmes was to create a comprehensive understanding of key issues and concerns, imparting knowledge and increasing awareness about IPR protection and enforcement as well as empowering businesses to leverage IPR. The officers of the Intellectual Property Office have been regular resource persons in the awareness programs conducted by Industry Organisations such as WIPO, Universities, TIFAC, NRDC, FICCI, CII, ASSOCHAM, PHDCCI, NID, etc.

PARTICIPATION OF OFFICIALS IN MEETINGS AT INTERNATIONAL FORUM, TRAINING PROGRAMS IN INDIA & ABROAD

Officials of the office of CGPDTM attended various trainings, seminars and workshops conducted by WIPO and foreign IP offices during the year 2015-16. The details of the training programs attended by IPO officials are given below:

List of foreign programs and number of officials nominated for the same during the year		
2015-16		
Sl.No.	Name of the program	No. of Officers nominated for the program
1	East Meets West Forum from 22-24 April, 2015 in Vienna, Austria.	2
2	To attend diplomatic conference on new Act of	1





	Lisbon Agreement on appellation of origin scheduled to be held from May 11-21, 2015 in Geneva, Switzerland.	
3	Regional Seminar on Formulation and Implementation of National IP Policy in Daejeon, Republic of Korea from June 9-11, 2015	1
4	Workshop on Trade Mark Law and Examination at the IIPTI, Daejeon, Republic of Korea from May 20-27, 2015	1
5	4 th Heads of Intellectual Property Offices (HIPO) meetings of BRICS countries held from June 10-11, 2015 at Rao de Janeiro, Brazil	2
6	International Trade & Health Conference at Thailand on 7-8 July, 2015	1
7	IP Executive Week held from 20-24 th July, 2015	1
8	JPO/IPR Training Course on Substantive Examination of Design (Basic Program) held from 23 rd July to August 5, 2015	2
9	JPO/IPR Training Course on Promoting Public Awareness IP held in Tokyo, Japan from 28-31 July, 2016	1
10	Seminar on Intellectual Property and Genetic Recourses, Traditional Knowledge and Traditional Cultural Expressions: Regional and International Dimensions held from June 23-25, 2015 at Geneva Switzerland	1
11	22 nd Session of the Standing Committee on the law of Patents (SCP) in Geneva from 27-31 July, 2015	2
12	JPO/IPR Operational Patent Examination Training Program held from 24 th September to 11 th December, 2015	4



13	Assembly for member states of WIPO – 55 th series of meetings 5-14, October, 2015 at Geneva	1
14	PCT Union Assembly meeting from 5-14, October, 2015 at Geneva	1
15	Make in India Event from 5-10 October, 2015 held at Geneva.	3
16	World Symposium on Geographical Indications held from October 20-22 in Budapest, Hungary	1
17	Use of Information Technology in Industrial Property Administration, October 26 to November 6, 2015	1
18	Capacity Building Workshop by UNDP using competition law to promote access to health technologies pilots in selected middle income countries (MICs) from 29-31 October 2015	1
19	Training Workshop for National Offices on Operations of Madrid System for the International Registration of Trade Marks from November 11-13, 2015 held at WIPO, Geneva.	2
20	13 th Session of WIPO's Working Group on the Legal Development of the Madrid System for the International Registration of Marks in Geneva from 2-6 November, 2015.	1
21	Industrial Property Examination – Intermediate/Advanced Program November 9 to 20, 2015 held at Tokyo, Japan.	2
22	10 th Session of Advisory Committee on Enforcement (ACE) at Geneva from November 23-25, 2015	1
23	WIPO Inter-Regional Workshop on Free and open Source Tools for Patent Analytics at Manila from November 25-27, 2015	1
24	23 rd Session of the Standing Committee on Law of	1





programme and have been sensitised regarding importance of protection of IPRs. The list of Universities where the programmes have been conducted is as follows:

Sl No.	Name of Universities/ Institutes	No. of Participants
1	NIT Raurkela, Odisha	150
2	Veera Surendra Sai University of Technology, Sambalpur, Odisha	140
3	Aligarh Muslim University, Aligarh, UP	200
4	Banasthali University, Rajasthan	125
5	GB Pant Institute of Himalayan Research, Almora, Uttarakhand	120
6	Devi Ahalyabai University, Indore, Madhya Pradesh	75
7	GuruNanak Dev University, Amritsar, Punjab	150
8	Pandit Ravishankar Shukla University	120
9	Andhra University Engineering College, Vizag, Andhra Pradesh	200
10	Dr. B.R. Ambedkar University, Srikakulam, AP	100
11	Govt. Women College, Srikakulam, AP	60
12	JSS Academy Technical Education, Noida, UP	120
13	Shiv Nadar University, Greater Noida, UP	100
14	Gautam Budha University, Greater Noida	120
15	University of Mumbai, Maharashtra	130
16	Jaypee University, Noida, UP	100

The objective was to strengthen the efforts to create more awareness on intellectual property rights at the Universities/research organization level. The programs specifically targeted students, research scholars, lecturers and professors and intended to contribute towards imparting awareness at this stage.





B) During the period 2015-16, the Office participated in global exhibitions in India and abroad which has helped in further creating an interest of IP of India, especially geographical indications and designs. The following are the list of programmes conducted:

I. **Global Exhibition on Services at Pragati Maidan, New Delhi- 23rd -25th April, 2015:**

The GI Registry has displayed some of the registered GI products to promote the various arts. Artisans from various parts of the country have participated and exhibited the registered GI products. As many as 40 products were exhibited.

The unique point of the exhibition was the live demonstration of Nizamabad Black pottery, Varanasi wooded lacquer ware works, Banaras gulabi meenakari, Kashmir Paper Machie, Warli Art and Chettinad Kottan wherein the artists showed their mettle.

The highlight of the event was the presence of Honorable Minister of Commerce and Industry, Smt. Nirmala Sitharaman and Sh. Amitabh Kant, Secretary, Department of Industrial Policy and Promotion who interacted with the artists and enthused the artisans. The pavilion was also visited by Mr. N. N. Prasad, Asst. Director General and Chief of Staff (Office of the Director General), World Intellectual Property Organization. Mr. Prasad was impressed by the GIs displayed and proposed to support a pavilion in Geneva during the General Assembly of WIPO. Sh. Rajiv Agarwal, Joint Secretary and CGPDTM and Ms. Palka Sahni, Deputy Secretary, DIPP were the motivating force for the exhibition.

The stall had generated a lot of enthusiasm receiving a foot fall of around 2000 people within a short span and has seen tremendous response wherein the producers have received orders from national and international buyers. The orders received were to the tune of Rupees twenty lakh from National and International buyers and sales around Rupees three lakh were made during the three day Global Exhibition on Services.

It has been a very big encouragement and impetus for the artisans and for their products.

II. **World IP Day celebrations:**

i) **National IPR Conference & National Intellectual Property Awards 2015, 24th April, 2015 Pragati Maidan, New Delhi**

This programme was conducted in association with CII, DIPP and Office of CGPDTM.





On the occasion of the National Intellectual Property Awards 2015, the Chief Guest, Smt. Nirmala Sitharaman, Minister of Commerce and Industry graced the occasion and presented the awards to the IP award winners.

ii) **Conference on IP as Frontline Tool for Make in India, on 29 April 2015 at Federation House, Tansen Marg, New Delhi.**

iii) **FICCI also conducted an On-line Slogan and Poster Making Competition from 26 to 28 of April, 2015.**

On the occasion of World IP Day 2015, FICCI organized a **National Online Poster Competition** from 15th to 28th of April on the WIPO theme for the year for World IP Day 2015 –“Get up, Stand Up for Music”. The Competition was open for all age groups and was sub divided into two categories; namely above 18 and below 18 years of age. The participants were required to send in their respective entries on the basis of their eligibility. The Competition received a total of 32 entries from students, Industry, government etc, with participation level ranging from 15 years to 63 years of age.

III. **WIPO film projects:**

WIPO had proposed to produce a film(s) profiling successful inventor or creator that has benefited from use of the intellectual property system (either through use of patents, designs, trademarks or copyright). The same has been successfully produced and has been shown at the Make in India event showcasing geographical indications

IV. **Seminar to celebrate a milestone for the Madrid System and its use in India titled “Felicitation of 1.25th Million International Trademark & Seminar on Protecting Brands Abroad with the Madrid System”, July 20, 2015 at FICCI, Federation House, Tansen Marg, New Delhi.**

Leading consumer electronics company, Micromax Informatics Limited, received international registration number 1.25 million for its trademark, MICROMAX. To celebrate this record registration and to promote the Madrid System, DIPP, FICCI and WIPO organized a one-day event on the International Trademark System, inviting the Indian businesses, trademark community and related stakeholders.





The programme was attended by Sh. Rajiv Aggarwal (Joint Secretary, DIPP and CGPDTM) and Mr. N. N. Prasad, Asst. Director General, and Chief of Staff (Office of the Director General), World Intellectual Property Organization.

V. GI Exhibition at World Intellectual Property Organization, Geneva from October 06 to October 11, 2015.

After the success of the GI exhibition at Global Exhibition Services, an exhibition of 80 GI registered products and live demonstrations by 6 artisans from different parts of the country was organised on the sidelines of the WIPO General Assembly in Geneva. The Exhibition was a part of the Make in India initiative and was a huge success.





- VI. **GI Exhibition: Global Congress on IP & the Public Interest, 2015** - December 15-17 at National Law University, Delhi
- 40 GI products were displayed and 4 artisans were invited to demonstrate their products at the 4th Global Congress on Intellectual Property and Public Interest. The Global Congress was attended by both national and international delegates who showed interest in the products. The artisans were felicitated by the organisers which gave a boost to them.
- VII. **2nd International Conference on IP Laws & Enforcement of IPR: "Protect & Commercialize IP in India - Make in India"** 1- 2 December 2015: Hotel Eros, New Delhi (India), **Country Partner-Japan** Confederation of Indian Industry (CII), Department of Industrial Policy & Promotion (DIPP) and Intellectual Property Office (IPO) jointly organised the Conference. It was attended by stakeholders and delegates from other IP offices across the world. During the Conference, Sh. Amitabh Kant, Secretary, Department of Industrial Policy and Promotion announced the First CII Industrial Intellectual Property Awards.
- VIII. **GI@Make in India week-Year 2014-15, Mumbai-**
- To further promote the registered GI and the artisans, an exhibition displaying 20 products was set-up at the Design stall. 3 artisans were also invited for live demonstration.
- C) **Capacity Building Programs for Police Officers** - August 03, 2015, New Delhi, Specialized Training Center, Rajender Nagar Police Station.
- Dr Pritpal Kaur, Assistant Registrar, Trademarks Registry, Delhi attended the programme and provided procedural inputs regarding enforcement measures with respect to trademarks.
- D) **Technology Training cum Workshop on ICT field for Patent Examiners by industry and organized by ASSOCHAM in association with IPO -December 11, 2015**
- A workshop for the examiners in the field of Electrical, Electronics & related subject (including sectors like IT, Telecom etc.) was conducted with the objective of sharing information on the latest technologies with the patent examiners and controllers in the Patent Office so that they can gain from the technical expertise and practical experience of the industry. No matter with respect to patents was discussed. Only technical knowledge was shared by experts from industry which was aimed in updating and enhancing the technical knowledge and which would in turn result in improvement of quality, conducting more accurate examinations, ensuring higher transparency of procedures and faster disposal of patents.





Besides, the officials of the Office of CGPDTM participated as resource persons in a number of awareness programs organised by other organisations like WIPO, Universities, TIFAC, NRDC, FICCI, CII, ASSOCHAM, NID etc .

The EUIPO under execution of Activity **EU-India Intellectual Property Co-operation (IPC-EUI)** [i.e. *provide training to SME trainers on IP tools for brand creation, protection and management within India and abroad*] had organised 4 workshops at New Delhi, Kolkata, Bangalore and Mumbai.

In order to promote registration of Indian Geographical Indication, the GI Registry, Chennai has also organized several awareness programmes for stakeholders throughout India during the year. An ever increasing participation in the programmes has been witnessed which includes farmers, artisans and other stakeholders alike.

Further, in execution of Activity [i.e. *Advice to Indian producers and competent authorities on the protection of Indian GIs in existing and potential export markets, including assistance to register Indian GIs in Europe*] ,the EUIPO organised seminars in three Indian cities about GI registration procedures (national and EU) as well as on the importance of marketing strategies and export possibilities. Around 60 participants attended such seminars.





CHAPTER- XI

HUMAN RESOURCES

Introduction:

The Patent Office, Trademark Registry, Geographical Indications Registry, Patent Information System (PIS) / Rajiv Gandhi National Institute of Intellectual Property Management (RGNIPM) perform their functions under the superintendence and administrative control of the Controller General of Patents, Designs and Trademarks (CGPDTM).

During the 11th Plan, the Government of India sanctioned 414 posts under the Plan Scheme “Modernisation and Strengthening of Intellectual Property Offices” for more efficient delivery of services. This included 200 posts of patent examiners and 37 posts of trademarks examiners. The Government also created 12 additional posts for RGNIPM.

During the 12th Plan under the Scheme “Modernisation and Strengthening of Intellectual Property Offices”, (MSIPO) Department of Expenditure, Ministry of Finance has approved creation of 481 posts (373 for Patent Office and 108 for Trade Marks) in the Office of CGPDTM for a period of two years. The approval of creation of these posts was conveyed to CGPDTM vide letter dated 18.03.2015. The 481 posts created during the 12th Plan include 252 posts of patent examiners and 62 posts of trademarks examiners.

Pursuant to this, the O/o CGPDTM entered into an agreement with National Productivity Council (NPC) to recruit the examiners of Patents and Designs in order to fill-up 459 post of examiners including newly created posts as well as those lying vacant.

1. Human resources at various IP Offices

A. Office of the CGPDTM at Mumbai

The office of the Controller General of Patents, Designs and Trade Marks (CGPDTM) has the following supporting staff:



**DETAILS OF SANCTIONED AND WORKING STRENGTH OF O/o CGPDTM
AS ON 31ST MARCH 2016 UNDER NON PLAN**

Sl. No	Name of the post	Sanctioned Strength	Working Strength
1	Controller General	1	1
2	Private Secretary	1	1
3	Staff Car Driver	1	1
4	Multi Tasking Staff	2	1
	Total	5	4

However, officials from Patent and Trademark Offices work for smooth functioning of the Office of CGPDTM.

B. Human resources in the Patent Office: The human resources in the patent office are shown in the **Appendix- A**. The Appendix indicates the sanctioned strength as well as the working strength at all four offices.

C. Human Resource at Trademarks Registry: The details of officials of the Trade Marks Registry with details of sanctioned posts and actual strength as on 31.03.2016 are indicated in **Appendix B**

D. Human Resource at GI Registry The Geographical Indication Registry has separate sanction with reference to human resources. The list of officials working in the Registry is given in the **Appendix C**.

E. HUMAN RESOURCES AT PIS AND NIIPM The officers and the staff strength at PIS and NIIPM is given in **Appendix D**.

DETAILS OF OFFICERS AND STAFF STRENGTH OF PATENT OFFICE AS ON 31st MARCH, 2016

Sl. No	Name of post	Category	Sanctioned Strength										Working Strength									
			Kolkata		Mumbai		Chennai		Delhi		Total		Kolkata		Mumbai		Chennai		Delhi		Total	
			NP	P	NP	P	NP	P	NP	P	NP	P	NP	P	NP	P	NP	P	NP	P	NP	P
1	Senior Joint Controller of Patents & Designs	Group A	0	0	0	0	1	0	0	1	1	1	0	0	0	0	0	0	1	0	1	
2	Joint Controller of Patents & Designs	Group A	0	1	1	0	0	0	1	0	2	1	0	0	0	0	0	0	0	0	0	
3	Deputy Controller of Patents & Designs	Group A	2	14	1	6	2	5	2	10	7	35	2	14	1	5	2	5	2	10	7	34
4	Assistant Controller of Patents & Designs	Group A	4	4	6	8	14	20	9	32	33	64+ 26*	4	4	6	8	14	20	9	32	33	64
5	Examiner of Patents & Designs	Group A	30	20*	27	20*	38	27*	42	63*	137	200*+ 252*	0	20	0	20	1	27	1	63	2	130
6	Astt. Director (OL)	Group A	1	0	0	0	0	0	0	0	1	0	0	0	0	0	0	0	0	0	0	0
7	Administrative Officer	Group A	--	--	--	--	--	--	--	--	2*	--	--	--	--	--	--	--	--	--	--	0
8	Accounts Officer	Group A	--	--	--	--	--	--	--	--	3*	--	--	--	--	--	--	--	--	--	--	0
	Total		37	39	35	34	55	52	54	106	181	584	6	38	7	33	17	52	12	106	42	229
1	Administrative Officer	Group B (Gazetted)	1	0	1	0	1	0	1	0	4	0	1	0	1	0	1	0	1	0	4	0
2	Assistant Administrative Officer	Group B (Gazetted)	0	0	0	1	0	0	0	1	0	2	0	0	0	0	1	0	0	0	1	0
3	Assistant Library & Information Officer	Group B (Gazetted)	1	0	0	1	0	0	0	0	1	1	0	0	1	0	0	0	0	0	1	1
4	Private Secretary	Group B (Gazetted)	0	1	0	1	0	1	0	1	0	4	0	1	0	1	0	1	0	1	0	4
	Total		2	1	1	3	1	1	1	2	5	7	2	1	1	2	2	1	1	1	6	5

*Distribution to be made at a later stage



Sl. No	Name of post	Category	Sanctioned Strength										Working Strength									
			Kolkata		Mumbai		Chennai		Delhi		Total		Kolkata		Mumbai		Chennai		Delhi		Total	
			NP	P	NP	P	NP	P	NP	P	NP	P	NP	P	NP	P	NP	P	NP	P	NP	P
1	Office Superintendent	Group B (Non Gazetted)	20	11	12	0	10	0	12	1	54	12	19	11	7	0	4	0	12	0	42	11
2	Library & Information Assistant	Group B (Non Gazetted)	1	0	1	0	1	0	2	0	5	0	0	0	0	0	0	0	1	0	1	0
3	Junior Hindi Translator	Group B (Non Gazetted)	1	0	1	0	1	0	1	0	4	0	1	0	0	0	1	0	1	0	3	0
4	Stenographer Grade I	Group B (Non Gazetted)	4	0	2	0	2	0	2	0	10	0	2	0	1	0	0	0	0	0	3	0
5	Accountant	Group B (Non Gazetted)	0	1	0	2	0	1	0	1	0	5	0	0	0	0	0	0	0	0	0	0
		Total	26	12	16	2	14	1	17	2	73	17	22	11	8	0	5	0	14	0	49	11
1	Photography Assistant	Group C	1	0	1	0	1	0	1	0	4	0	1	0	1	0	1	0	1	0	4	0
2	Stenographer Grade II	Group C	1	0	0	2	0	1	0	2	1	5	0	0	0	0	0	0	0	0	0	0
3	Upper Division Clerk	Group C	25	0	7	9	11	4	14	7	57	20	25	0	2	0	10	3	12	5	49	8
4	Data Entry Operator	Group C	0	0	0	5	0	7	0	8	0	20	0	0	0	4	0	0	0	3	0	7
5	Lower Division Clerk	Group C	9	0	13	0	10	0	12	0	44	0	0	0	0	0	1	0	1	0	2	0
6	Hindi Typist	Group C	1	0	0	0	0	0	0	0	1	0	0	0	0	0	0	0	0	0	0	0
7	Multi Tasking Staff	Group C	42	0	5	2	10	1	10	4	67	7	31	0	3	2	9	1	5	4	48	7
		Total	79	0	26	18	32	13	37	21	174	52	57	0	6	6	21	4	19	12	103	22

DETAILS OF STAFF STRENGTH OF TRADE MARK REGISTRY AS ON 31ST MARCH 2016

Sl No	Name of post Group A	Sanctioned Strength												Working Strength											
		Mumbai		Kolkata		Chennai		Delhi		Ahmedabad		Total		Mumbai		Kolkata		Chennai		Delhi		Ahmedabad		Total	
		NP	P	NP	P	NP	P	NP	P	NP	P	NP	P	NP	P	NP	P	NP	P	NP	P	NP	P	NP	P
1	Sr. Joint Registrar of Trade Marks & GI	0	1	0	0	0	0	0	0	0	0	1	0	0	0	0	0	0	0	0	0	0	0	0	0
2	Joint Registrar of Trade Marks & GI	1	0	1	0	0	1	1	0	0	0	3	1	0	0	0	0	0	0	0	0	0	0	0	0
3	Deputy Registrar of Trade Marks & GI	2	1	1	1	1	1	1	1	0	1	5	5	2	0	1	0	1	0	1	0	0	0	5	0
4	Assistant Registrar of Trade Marks & GI	3	2	1	1	1	2+1^	2	3	2	1	9	10	3	1	0	0	1	1	2	0	2	0	8	2
5	Senior Examiner of Trade Marks & GI	6	15	0	3	1	3+1^	3	4	1	2	11	28	6	2	0	0	1	3	3	0	0	0	10	5
6	Astt Director (OL)	1	0	0	0	0	0	0	0	0	0	1	0	1	0	0	0	0	0	0	0	0	0	1	0
7	Law Officer	0	1	0	0	0	1	0	1	0	1	0	4	0	0	0	0	0	0	0	0	0	0	0	0
8	System Analyst/ Computer Programmer	0	2	0	0	0	0	0	0	0	0	0	2	0	0	0	0	0	0	0	0	0	0	0	0
9	Administrative Officer	0	1	0	0	0	0	0	0	0	0	0	1	0	0	0	0	0	0	0	0	0	0	0	0
	Total	13	23	3	5	3	10	7	9	3	5	29	52	12	3	1	0	3	4	6	0	2	0	24	7

Sl No	Name of post Group B (Gazetted)	Sanctioned Strength												Working Strength											
		Mumbai		Kolkata		Chennai		Delhi		Ahmedabad		Total		Mumbai		Kolkata		Chennai		Delhi		Ahmedabad		Total	
		NP	P	NP	P	NP	P	NP	P	NP	P	NP	P	NP	P	NP	P	NP	P	NP	P	NP	P	NP	P
1	Examiner of Trade Marks & GI	15	78	1	3	2	4+2^	4	8	2	4	24	99	17	13	0	2	1	0	4	4	2	0	24	19
2	Administrative Officer	1	0	0	0	0	0	0	1	0	0	1	1	0	0	0	0	0	0	1	0	0	0	0	1
3	Assistant Administrative Officer	0	1	0	0	0	0	0	0	0	0	0	1	0	0	0	0	0	0	0	0	0	0	0	0
4	Assistant Library & Information Officer	1	0	0	0	0	0	0	0	0	0	1	0	1	0	0	0	0	0	0	0	0	0	1	0
5	Private Secretary	2	0	0	0	0	1	0	1	0	0	2	2	2	0	0	0	0	1	0	0	0	0	2	1
6	Public Relations Officer	1	0	0	0	0	0	0	0	0	0	1	0	0	0	0	0	0	0	0	0	0	0	0	0
	Total	20	79	1	3	2	7	4	10	2	4	29	100*	10	13	0	2	1	1	4	5	2	0	27	21

*Examiner of Trade Marks on contract basis

^ For GIR





DETAILS OF STAFF STRENGTH OF TRADE MARK REGISTRY AS ON 31ST MARCH 2016

Sl. No	Name of post Group B (Non Gazetted)	Sanctioned Strength												Working Strength											
		Mumbai		Kolkata		Chennai		Delhi		Ahmedabad		Total		Mumbai		Kolkata		Chennai		Delhi		Ahmedabad		Total	
		NP	P	NP	P	NP	P	NP	P	NP	P	NP	P	NP	P	NP	P	NP	P	NP	P	NP	P	NP	P
1	Office Superintendent	4	2	-	-	1	1	1	1	-	1	6	5	-	-	-	-	-	-	1	-	-	-	1	-
2	Library & Information Assistant	1	-	-	-	-	-	-	-	-	-	1	-	-	-	-	-	-	-	-	-	-	-	-	-
3	Stenographer Grade I	3	-	2	-	2	-	2	-	1	-	10	-	2	-	2	-	2	-	1	-	1	-	8	-
4	Asst. Examiner of Trade Marks & GI	11	5	2	-	2	1	3	4	3	3	21	13	4	-	2	-	1	-	1	-	3	-	11	-
5	Junior Hindi Translator	1	2	-	-	-	-	1	-	-	-	2	2	-	-	-	-	-	-	-	-	-	-	-	-
6	Accountant	-	1	-	-	-	1	-	1	-	-	-	3	-	-	-	-	-	-	-	-	-	-	-	-
	Total	20	10	4	-	5	3	7	6	4	4	40	23	6	-	4	-	3	-	3	-	4	-	20	-

Sl. No	Name of post Group 'C'	Sanctioned Strength												Working Strength											
		Mumbai		Kolkata		Chennai		Delhi		Ahmedabad		Total		Mumbai		Kolkata		Chennai		Delhi		Ahmedabad		Total	
		NP	P	NP	P	NP	P	NP	P	NP	P	NP	P	NP	P	NP	P	NP	P	NP	P	NP	P	NP	P
1	Assistant Superintendent	7	-	2	-	1	-	1	-	-	-	11	-	7	-	2	-	1	-	1	-	-	-	11	-
2	Photography Assistant	1	-	-	-	-	-	-	-	-	-	1	-	-	-	-	-	-	-	-	-	-	-	-	-
3	Cashier	1	-	1	-	1	-	1	-	-	-	4	-	1	-	-	-	-	-	1	-	-	-	2	-
4	Upper Division Clerk	25	-	5	-	5	1	4	3	3	1	42	5	22	-	5	-	5	-	-	-	1	-	33	-
5	Stenographer Grade II	-	4	1	1	1	1	1	2	-	1	3	9	-	-	-	1	-	1	-	-	-	-	2	-
6	Lower Division Clerk	20	-	6	-	7	-	2	-	3	-	38	-	3	-	2	-	1+1#	-	1	-	-	-	8	-
7	Hindi Typist	1	-	-	-	-	-	-	-	-	-	1	-	-	-	-	-	-	-	-	-	-	-	-	-
8	Data Entry Operator	-	-	-	2	-	4	-	4	-	2	-	12	-	-	-	2	-	-	3	-	1	-	6	-
9	Multi Tasking Staff	28	-	8	-	8	-	9	1	4	1	57	2	20	-	4	-	8	-	5	-	2	1	39	1
	Total	83	4	23	3	23	6	18	10	10	5	157	28	53	-	13	2	17	-	9	3	3	2	95	7

presently working in GIR



APPENDIX C

**DETAILS OF STAFF STRENGTH OF GEOGRAPHICAL INDICATIONS REGISTRY AS ON 31ST
MARCH, 2016**

Sl. No.	Designation	Sanctioned Strength	Working Strength
1.	Senior Joint Registrar of Trade Marks & GI	1	0
2.	Assistant Registrar of Trade Marks & GI	1	1
3.	Senior Examiner of Trade Marks & GI	1	1
4.	Stenographer Grade II	1	1
5.	Multi Tasking Staff	1	1
	Total	5	4

APPENDIX D

**DETAILS OF OFFICERS AND STAFF STRENGTH OF PATENT INFORMATION SYSTEM AND
RGNIPM AS ON 31ST MARCH, 2016**

Sl. No.	Name of post	Sanctioned Strength	Working Strength
1	Senior Documentation Officer	1	1
2	Office Superintendent	1	1
3	Senior Documentation Assistant	1	1
4	Junior Hindi Translator	1	1
5	Stenographer Grade I	1	1
6	Store Assistant	1	1
7	Junior Documentation Assistant	1	0
8	Junior Reprography Assistant	3	3
9	Assistant Superintendent	1	1
10	Stenographer Grade II	1	0
11	Shelf Assistant	1	1
12	Upper Division Clerk	3	3
13	Receptionist	1	1
14	Data Entry Operator	2	2
15	Lower Division Clerk	3	3
16	Hindi Typist	1	1
17	Multi Tasking Staff	6	6
	Total	29	27

