



# ***Annual Report***

## ***2007-2008***

**Annual Report of the Office of the  
Controller General of Patents, Designs, and TradeMarks including  
GIR and PIS/NIIPM(IPTI)**

**1. OVERVIEW****2. 36<sup>h</sup> ANNUAL REPORT RELATING TO PATENTS UNDER SECTION 155 OF THE PATENTS ACT, 1970 (AS AMENDED)**

1. Introduction
2. Establishment
3. Patent applications
4. Patents Granted & In force
5. PCT International Applications
6. Miscellaneous important proceedings under the Act/Rules
7. Foreign visits and awareness programmes
8. Revenue and Expenditure
9. General Information
10. Information under the Right to Information Act, 2005

APPENDIX A- Officers & Staffs strength as on 31<sup>st</sup> March, 2008

APPENDIX A (1) - Details of Technical fields of Specialization of the Examiners

APPENDIX B- Filing details according to Country / State of Origin through various routes for the year 2007-08 as against 2006-07

APPENDIX C- Applications filed from residents and non-residents through various routes for last 10 years

APPENDIX D - Miscellaneous information on patents for last 10 years

APPENDIX E - Filings under various fields of invention for last 5 years

APPENDIX E -1 Filings under various other and new fields of inventions

APPENDIX F- Grants under various fields of invention for last 5 years

APPENDIX F-1 Grants under various other and new fields of inventions

APPENDIX G- Fees Received

**3. ANNUAL REPORT RELATING TO DESIGNS UNDER THE DESIGNS ACT, 2000**

1. Introduction
2. Design applications filed and registered
3. Examination of design applications
4. Miscellaneous proceedings
5. Revenue
  - APPENDIX A- Design fees
  - APPENDIX B- Trend of applications filed and registered
  - APPENDIX C- Trend of applications filed and registered by origin

**4. 49<sup>th</sup> ANNUAL REPORT RELATING TO TRADEMARKS UNDER THE TRADE MARKS ACT, 1999**

1. Introduction
2. Trademarks applications filing trend

3. Registration
4. Revenue and Expenditure
5. General
6. Modernisation project
  - ANNEX I - Recent Trends in Trade Marks applications
  - ANNEX 1A – Trade Marks applications Published during last five years
  - APPENDIX-A- Class wise distribution of applications
  - APPENDIX B- Legal processes
  - APPENDIX C- Trademarks registered by class-I register
  - APPENDIX C1- Yearly break-up of marks registered.
  - APPENDIX D- Post registration processes
  - APPENDIX E- Staff strength
  - APPENDIX E 1- Working strength
  - APPENDIX F- Recent trends in trademarks applications

**5. 6<sup>th</sup> ANNUAL REPORT OF GEOGRAPHICAL INDICATIONS REGISTRY**

Introduction

- ANNEXURE 1 – Registered Geographical Indications (Products)
- ANNEXURE II- GI applications under process
- ANNEXURE III- Trend of Pending Geographical Indications (Products)
- ANNEXURE IV- GI applications filled from year 2003 - 2008
- ANNEXURE V- List of registration certificates issued
- ANNEXUREVI- Details of Awareness programmes
- ANNEXUREVII- Revenue and Expenditure statement
- ANNEXUREVIII- Details of Staff Strength of GIR

**6. ANNUAL REPORT OF THE PATENT INFORMATION SYSTEM AND NATIONAL INSTITUTE OF INTELLECTUAL PROPERTY MANAGEMENT**

1. Introduction
2. Services of PIS & NIIPM (IPTI)
3. Training programmes
  - APPENDIX I- Staff strength
  - APPENDIX II- Performance

## OVERVIEW

Intellectual Property (IP) has emerged as a strong tool for building and sustaining competitive advantage in the contemporary knowledge economy. Both domestic and international competition is boosted by the scientific and technological progress in a sustainable manner by utilizing the Intellectual Property Rights (IPRs).

There is a direct rationale for providing a healthy and global system for protection of IPR, due to their role in wealth creation. Moreover, the technology, investment and trade, which are key drivers of economic growth, are imbedded in IPR protection. The Indian Intellectual Property Office is dedicated to mobilize the use of intellectual property for economic and social development by creating an IP (Intellectual Property) culture and enhancing knowledge & competencies is synchronising with the global environment.

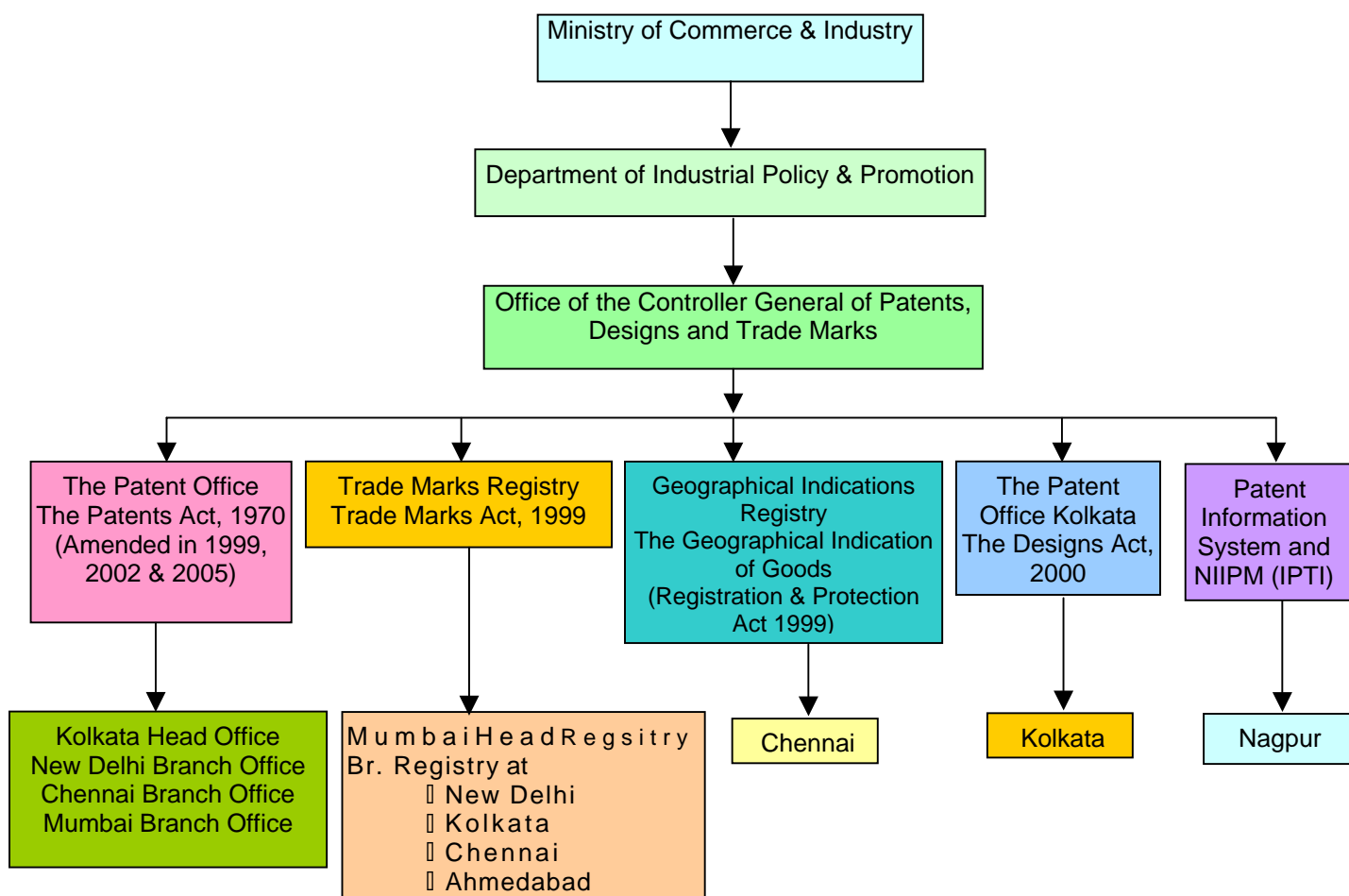
**Some of the major milestones that India has achieved on Intellectual Property Rights (IPRs) are visible as detailed below:**

- \* The online filing of the Patent applications introduced on 20th July 2007 with a very good response.
- \* The first phase of the modernization project entrusted to NIC completed successfully under which the various modules have been developed in order to help in processing the patent applications electronically and also to simplify the procedures.
- \* The Controller's decisions issued under various provisions of the Patents Act have now been made available to the public on the website.
- \* The granted patents also being made available to the public through website.
- \* Online publication under section 11A has also been made searchable
- \* WIPO declared Indian Patent Office as International Searching Authority (ISA) as well as International Preliminary Examining Authority (IPEA) and provided a time of one year to start functioning.
- \* A record number of patents (15261) granted during this year as compared to previous years.
- \* A draft manual of patent office practice and procedure prepared and uploaded on the website for public comments.
- \* A number of patent examiners were sent for training in the European Patent Office, United States Patents and Trademarks Office and Japan Patent Office. Apart from this, some senior officers also went abroad to conduct research studies in the field of intellectual property.
- \* Plan for setting up of National Institute of Intellectual Property (NIIPM) of Rs 19.21 Crores approved.
- \* Foundation stone for NIIPM has been laid.
- \* National Institute of Intellectual Property Management( NIIPM)earlier IPTI, conducted training programmes for public, users including agents, scientists etc.
- \* Second phase Modernisation plan for IPO for Rs 300 crores was approved.

With the increasing responsibility, the office of the Controller General of Patents, Designs, Trade Marks and Geographical Indications, a subordinate office of the Department of Industrial Policy & Promotion (DIPP) under the Ministry of Commerce & Industry, Government of India, has taken all appropriate measures to administer the IPR laws more effectively so that more and more members of the public are increasingly attracted to create intellectual property assets. Under its control, Patents, Designs, Trade Marks & Geographical Indications laws are being administered in the country. Additionally, Patent Information System (PIS) and the National Institute of Intellectual Property Management (NIIPM) at Nagpur previously known as Intellectual Property Training Institute (IPTI) are also under its administrative control. All the IPR offices are now functioning in their own modernized buildings in the metros at Chennai, Delhi, Kolkata and Mumbai.

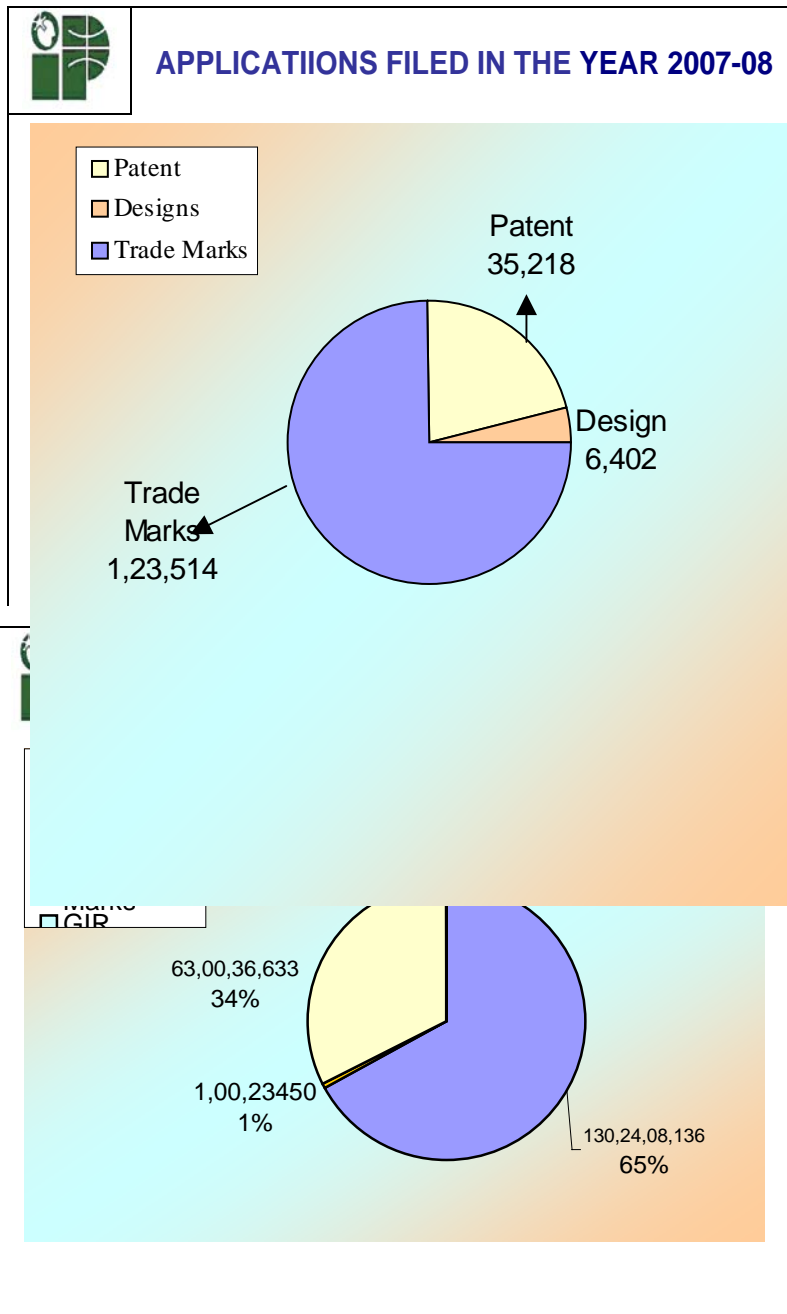
Organizational details with hierarchical position of Intellectual Property offices are given below:

### ORGANIZATION CHART



The offices under the CGPD TM are revenue generating. During the year **2007-2008**, through Intellectual Property (IP) administration, the Patent Office has generated a total revenue of **Rs.131.24 crores** (Patents Rs. 130 Crores & Designs Rs. 1.24 crores), the Trade Marks Registry **Rs 63.00 crores**, GIR **Rs. 0.041 Crores** and NIIPM(IPTI) **Rs.0.027Crores**. The **non-plan expenditure** in respect of the Patent Office (including the Design Wing) was **Rs.15.83 Crores**, the Trade Marks Registry **Rs. 5.57 Crores** , GIR **Rs.0.059 Crores**, NIIPM(IPTI) **Rs.0.067 crores**. During the year 2007-2008, the total revenue earned by the office of the CGPD TM was **Rs. 194.31 Crores**, while total non-plan expenditure was **Rs.22.68 Crores** leaving a revenue surplus of **Rs.171.63 crores**.

## STATISTICAL DATA AT A GLANCE



### Comparison of the Revenue \* generated during the Year 2007-2008 and 2006-2007

Year	2007-2008	2006-2007
<b>Patents</b>	<b>130,24,08,136</b>	106,34,17,330
<b>Designs</b>	<b>1,00,23,450</b>	1,00,80,300
<b>Trade Marks</b>	<b>63,00,36,633</b>	55,79,28,069
<b>GIR</b>	<b>4,18,960</b>	3,47,620
<b>PIS/NIIPM(IPTI)</b>	<b>2,78,542</b>	1,56,338
<b>Total</b>	<b>194,31,65,721</b>	163,19,29,407

\* Figures in (Rs.)

**COMPARISON OF NON-PLAN EXPENDITURE IN (Rs.) DURING THE YEAR 2007-2008  
AND 2006-2007**

Year	2007-2008	2006-2007
Patents (Including Designs)	15,83,74,584	9,87,39,224
Trademarks	5,57,57,004	4,99,70,593
GIR	59,70,000	26,00,000
PIS/NIIPM(IPTI)	67,03,714	-
<b>Total</b>	<b>22,68,05,302</b>	<b>15,13,09,817</b>

**TRENDS IN PATENT APPLICATIONS**

	2003-2004	2004-2005	2005-2006	2006-2007	2007-2008
<b>Filed</b>	12613	17466	24505	28940	<b>35218</b>
<b>Examined</b>	10709	14813	11,569	14119	<b>11751</b>
<b>Granted</b>	2469	1911	4320	7539	<b>15261</b>

**TRENDS OF DESIGN APPLICATIONS**

	2003-2004	2004-2005	2005-2006	2006-2007	2007-2008
<b>Filed</b>	3357	4017	4949	5521	<b>6402</b>
<b>Examined</b>	3228	4017	4719	4976	<b>6183</b>
<b>Registered</b>	2547	3728	4175	4250	<b>4928</b>

**TRENDS OF TRADE MARK APPLICATIONS**

	2003-2004	2004-2005	2005-2006	2006-2007	2007-2008
<b>FILED</b>	92,251	78996	85699	103419	<b>123514</b>
<b>EXAMINED</b>	89958	72091	77500	85185	<b>63605</b>
<b>REGISERED</b>	39,762	45015	184325	109361	<b>100857</b>

**COMPARATIVE TRENDS OF IPRs GRANTED/REGISTERED**

	2003-2004	2004-2005	2005-2006	2006-2007	2007-2008
<b>Patents</b>	2469	1911	4320	7539	<b>15261</b>
<b>Designs</b>	2547	3728	4175	4250	<b>4928</b>
<b>Trade Marks</b>	39762	45015	184325	109361	<b>100857</b>
<b>G.I.</b>	-	11	19	3	<b>61</b>

Various updated IPR Legislations, highlights of various functions and general activities of different offices under the Office of the Controller General are available in the official web site( <http://www.ipindia.nic.in> ).

Details of activities of the offices under the Office of the Controller General during the year are furnished hereafter in the following pages, under respective heads.

(V. RAVI)

**CONTROLLER GENERAL OF PATENTS,DESIGNS AND TRADE MARKS**

**36<sup>TH</sup> ANNUAL REPORT  
RELATING TO  
PATENTS UNDER SECTION 155  
OF THE PATENTS ACT, 1970  
(AS AMENDED)**



# 36<sup>th</sup> ANNUAL REPORT RELATING TO PATENTS UNDER SECTION 155 OF THE PATENTS ACT, 1970 (AS AMENDED)

## 1. INTRODUCTION

Indian Patent Office is functioning from its four branches located at Kolkata, Chennai, Mumbai & Delhi. Kolkata Office is the Head Office. The Patent Office administers the law concerning protection of inventions in the country by way of grant of limited monopoly to the inventors or their assignees or legal successors. The Patents Act, 1970(as amended) governs the grant of patents.

Following paragraphs give an outline of the major activities of the patent office as administered under the prevailing patent law.

## 2. ESTABLISHMENT

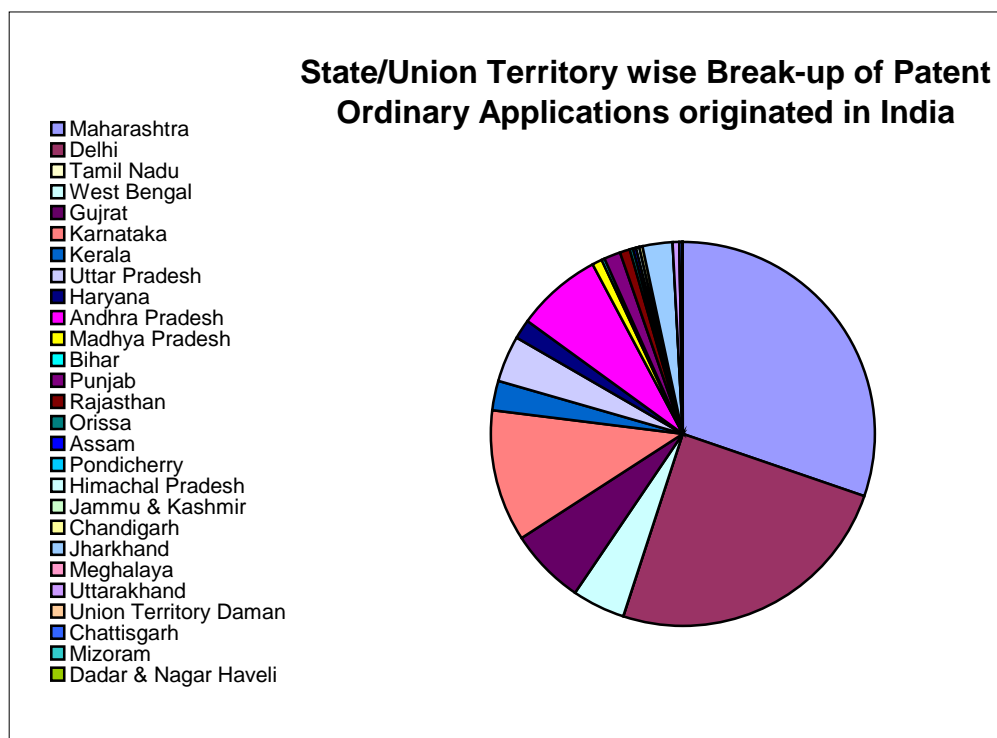
There were 163 Group **A**, 6 Group **B** officers, 176 Group **C** officials and 69 Group **D** employees, working as on 31<sup>st</sup> March 2008. The sanctioned strength of the officers & staffs of the Patent office, Kolkata and its branches at Mumbai, Delhi and Chennai and their actual working strength as on 31<sup>st</sup> March, 2008 is shown in **APPENDIX – ‘A’**. Details of the technical field of specialisation of the working Examiners are shown in **APPENDIX –A (1)**.

## 3. PATENT APPLICATIONS

The number of applications for patents filed in **2007-2008** was **35,218** compared to 28,940 applications in 2006-2007 representing an increase of about **22 %** in the filing. 11 applications were filed as patent of addition.

The number of applications for patents which originated in India were **6,040** contributing approximately **17%** of the total number of applications filed during the year.

Out of the said applications, which originated in India Maharashtra accounted for the maximum number, followed by Karnataka, Delhi, Andhra Pradesh, West Bengal and Gujarat. The State / Union Territory wise break up figure is as shown in brackets: Maharashtra (1936), Karnataka (814), Delhi (812), Andhra Pradesh (414), West Bengal (303), Gujarat (286), Uttar Pradesh (161), Kerala (123), Haryana (123), Jharkhand (85), Madhya Pradesh (50), Punjab (44), Rajasthan (36), Chandigarh (33), Uttarakhand (25), Bihar (21), Assam (16), Chattisgarh (15), Himachal Pradesh (15) etc.

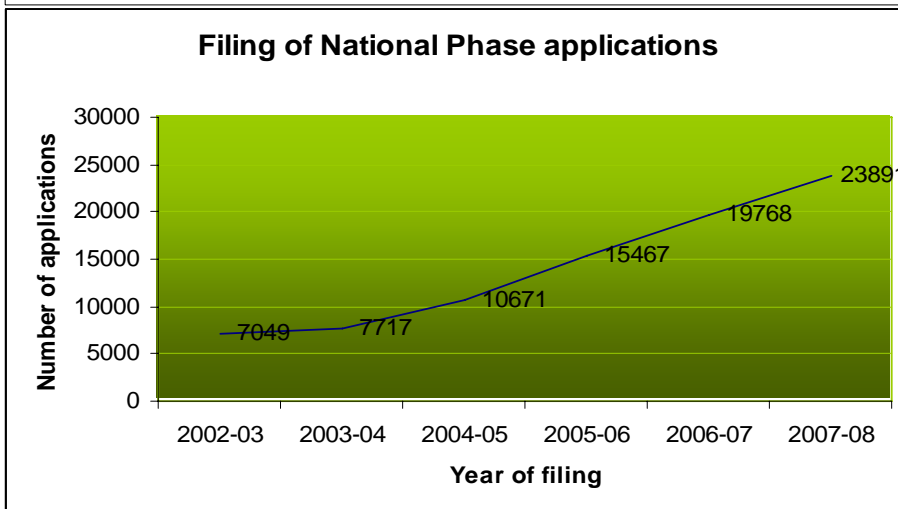
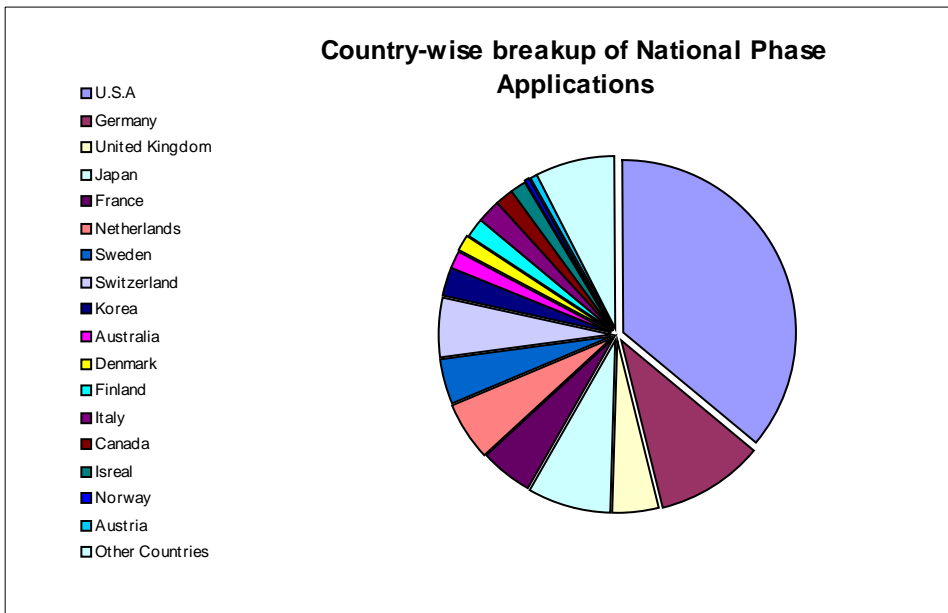


## CONVENTION ROUTE

Number of convention applications filed was 4453, Increased by about 41% over the last year total of 3165.

## NATIONAL PHASE THROUGH PCT ROUTE

Majority of the foreign applications were filed through the PCT National Phase route. The number of such applications filed during the year was **23,891** which was about **21%** higher as compared with the previous year total of **19,768**. The United States of America led with the maximum number of applications followed by Germany, Japan, Switzerland, Netherlands, France, Sweden, United Kingdom, Republic of Korea and Italy etc. The country wise break-up figures is as shown in brackets: USA (**8606**), Germany (**2441**), Japan (**1806**), Switzerland (**1327**), Netherlands (**1293**), France (**1224**), Sweden (**1001**), United Kingdom (**990**), Republic of Korea (**698**), Italy (**519**), Finland (**499**), Canada (**416**), Australia (**404**), Belgium (**352**), Israel (**339**), Denmark (**302**), Republic of China (**263**), Spain (**155**), Austria (**157**), Norway (**108**), etc.



Filing details of applications for patents received through various routes and classified according to the country and state of origin as against 2006-07 are shown in **APPENDIX 'B'**.

The applications for patents received from Indian residents and non-residents through various routes, during the period from 1998-1999 to 2007-2008 are shown in **APPENDIX 'C'**. A table showing the distribution of applications filed subject wise on Chemical, Electrical, Mechanical and General fields etc. during the period from 2003-2004 to 2007-2008 is shown in **APPENDIX- 'E' and 'E1'**.

#### 4. PATENTS GRANTED AND IN FORCE

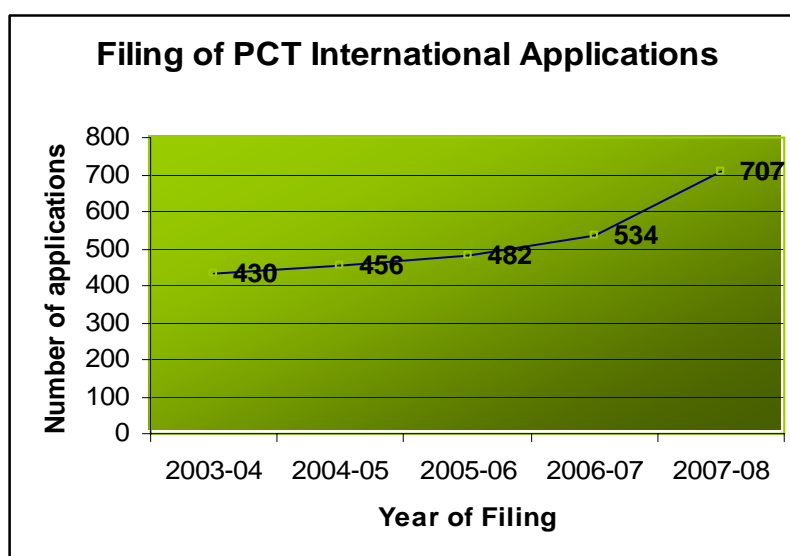
Total number of patents granted during the year was **15,261** out of which **3,173** were granted to Indians. The Number of Patents In force was **29,688** as on the 31st March 2008 of these, **7,966** patents comprised Indians. From the total grants **3,230** patents granted on applications relating to Mechanical, **4,071** to Chemicals, **2,052** to Computer/Electronics **1,469** to Drug or Medicines, **1,078** to Electrical, **88** to Food etc. The number of applications filed, number of requests for examination, applications deemed to have been abandoned and applications on which patents were granted and were in force for the years 1998-1999 to 2007-2008 are shown in **Appendix 'D'**. The Number of Patents granted during the last five years from 2003 – 04 to 2007-08 under various fields of inventions are shown in **APPENDIX 'F' and 'F1'**.

#### 5. PCT INTERNATIONAL APPLICATIONS

During this year total filing was **707** as compared with 534 in the previous year, an increase of approximately 33%.

Statistics of filing of PCT international applications for the last five years are given below:

Year	Individual	Legal Entity	Total
2003-2004	102	328	430
2004-2005	105	351	456
2005-2006	130	352	482
2006-2007	144	390	534
<b>2007-2008</b>	<b>169</b>	<b>538</b>	<b>707</b>



Major contributors for the PCT international applications during the year were CSIR, Cadila Healthcare Ltd, Matrix Laboratories Ltd. Alembic Ltd., Jubilant Organizes, Starlight Optical Technologies Ltd. Pricol Ltd., Onmobile Global Ltd., Panacea Biotech Ltd., Reliance Life sciences Pvt. Ltd., Natco Pharma, hetero drugs Ltd., Ind- Swift Laboratories Ltd.

## **6. MISCELLANEOUS IMPORTANT PROCEEDINGS UNDER THE ACT/RULES**

**Inventions in the field of Atomic energy:** 20 applications were referred to the Department of Atomic Energy during the period under review out of which 14 applications were cleared during the year and 6 applications were pending.

**Withdrawal of applications (Under section 11B):** 1195 applications were withdrawn during the year.

**Pre grant Opposition [Under Section 25 (1)]:** 64 representations by way of opposition were received under this section while 17 applications were disposed of.

**Post grant Opposition [under Section 25(2)]:** 34 post-grant oppositions were filed during the year and 6 were disposed of.

**Secrecy direction (under section 35):** During this period secrecy direction was imposed on 14 applications while 28 applications on earlier applications were revoked by the appropriate authority.

**Permission (Under Section 39):** 1397 applications were filed for permissions for filing applications outside India out of which 1392 were permitted.

**Restoration of lapsed Patents (Under Section 60):** 115 applications for restoration of patents were received while 51 patents were restored.

**Registration of documents (U/S 68 and Assignment etc. under 69):** 242 numbers of cases were received and 147 cases were disposed of.

**Supply of certified copy (Under Section 72 and 147):** 1743 number of specifications, 3 letters patents and 22 other documents were supplied.

**Working of Patents (Under Section 83):** 3499 patents were shown to be commercially working.

**Compulsory licence (Under Section 84):** Only 3 applications were received under compulsory licence.

**Information (Under Section 153):** 125 requests were received relating to furnishing various information on patents. Appropriate action was taken on all of them.

**Duplicate Patents (Under Section 154):** 5 requests were received and all were disposed of.

**Registration of Patent agents:** Number of new registrations during the year was 167. Total Number of registered patent agents as on 31<sup>st</sup> March, 2008 were 1036.

## 7. FOREIGN VISITS AND AWARENESS PROGRAMMES

During the year, **16 Patent Examiners** attended the seminar and training at EPO (European Patent Office) Hague and Germany while **6 Examiners** attended training programme held at APIC (Asia Pacific Industrial Property Center( APIC) of Japan Institute of Invention and Innovation( JII) of Tokyo Japan, in the field of Industrial Property. **3 Examiners** attended 8 months training programme at USPTO while **1 Controller** attended a conference of EAPIC (European Asia Patent Information Conference) at Singapore.



**Shri Kamal Nath, Union Minister of Commerce and Industry, Govt. of India, launches e-filing of Patents and Trademarks applications on 20<sup>th</sup> July 2007.**

The awareness activities on IPR by the Patent Office for the year were brisk. The office took part in various different programmes, seminars, lectures held during this year. The officials of the patent office delivered various lectures on IPR in different Institutes, Colleges & Universities in different parts of the country.

## 8. REVENUE AND EXPENDITURE

Patent Office under its patent operation received a revenue of **Rs. 130.24 crores** by way of fees on various proceedings under the Act & Rules. During the year the corresponding expenditure (including Design Administration) was **Rs. 15.83 crores**. The details of revenue by way of collection of fees on patents are shown in **APPENDIX-G**.

## 9. GENERAL INFORMATION

The Scientific & Technical Libraries of the Patent Office at Kolkata and Branches at Mumbai, Delhi and Chennai provided facilities to the public for consultation and reference work. The

inventors of different research and industrial organizations and other members of the public as well as the research scholars of different universities increasingly availed the facilities.

During the year patent office received 5,952 Gazettes from different countries, 15,776 CD ROMs, 439 Indian and Foreign books & journals.

About 3,330 persons visited the libraries of the Patent Office to study books etc. to conduct searches through the patent specifications and other publications of the Patent Office in India and abroad. The search rooms and libraries of these offices were also appropriately utilized by the scientists/technologists etc.

Members of the public also availed the free online internet search facility provided by the Patent Office at all its locations.

## **10. INFORMATION UNDER THE RIGHT TO INFORMATION ACT, 2005**

During the year 113 requests were received, and appropriate necessary actions were taken on all the requests.

----- ### -----

## APPENDIX – A

STRENGTH OF OFFICERS & STAFFS IN THE PATENT OFFICE AS ON 31<sup>ST</sup> MARCH, 2008

Sl. No.	Name of Post	Category	Sanctioned Strength					Working Strength				
			KOL	MUM	CHE	DEL	TOT	KOL	MUM	CHE	DEL	TOT
1.	Sr. Jt. Controller of Patents & Designs	Group A	-		1	-	1	-		1	-	1
2.	Jt. Controller of Patents & Designs	Group A	1	1		-	2	1	1	-	-	2
3.	Dy. Controller of Patents & Designs	Group A	2	1	2	2	7	2	-	2	2	6
4.	Asstt. Controller of Patents & Designs	Group A	8	8	8	9	33	6	8	6	8	28
5.	Examiners of Patents & Designs	Group A	32	28	40	46	146	31	19	36	40	126
		<b>Total</b>	<b>43</b>	<b>38</b>	<b>51</b>	<b>57</b>	<b>189</b>	<b>40</b>	<b>28</b>	<b>45</b>	<b>50</b>	<b>163</b>
1.	Hindi Officer	Group B	1	-	-	-	1	1	-	-	-	1
2.	Asstt. Librarian & Information Officer	Group B	1	-	-	-	1	1	-	-	-	1
3.	Admn. Officer	Group B	1	1	1	1	4	1	1	1	1	4
		<b>Total</b>	<b>3</b>	<b>1</b>	<b>1</b>	<b>1</b>	<b>6</b>	<b>3</b>	<b>1</b>	<b>1</b>	<b>1</b>	<b>6</b>

STRENGTH OF OFFICERS & STAFFS AS ON 31<sup>ST</sup> MARCH, 2008

Sl. No.	Name of Post	Category	Sanctioned Strength					Working Strength				
			KOL	MUM	CHE	DEL	TOT	KOL	MUM	CHE	DEL	TOT
1.	Superintendent	Group C	5	3	3	3	14	5	3	3	3	14
2.	Library Information Assistant	Group C	1	1	1	2	5	1	1	1	2	5
3.	Hindi Translator	Group C	2	1	1	1	5	1	-	1	1	3
4.	Photography Assistant	Group C	1	1	1	1	4	1	1	1	1	4
5.	Assistant	Group C	16	8	7	9	40	16	8	6	9	39
6.	Stenographer Grade – I	Group C	-	2	-	1	3	-	2	-	1	3
7.	Upper Division Clerk	Group C	39	5	6	7	57	39	3	6	7	55
8.	Stenographer Grade – II	Group C	4	-	2	1	7	4	-	2	1	7
9.	Junior Stenographer Grade – III	Group C	1	1	-	-	2	1	-	-	-	1
10.	Lower Division Clerk	Group C	21	4	11	17	53	19	-	11	14	44
11.	Hindi Typist	Group C		1	-	-	1		1	-	-	1
		<b>Total</b>	<b>90</b>	<b>27</b>	<b>32</b>	<b>42</b>	<b>191</b>	<b>87</b>	<b>19</b>	<b>31</b>	<b>39</b>	<b>176</b>



## APPENDIX – A Contd....

STRENGTH OF OFFICERS & STAFFS AS ON 31<sup>ST</sup> MARCH, 2008

Sl. No.	Name of Post	Category	Sanctioned Strength					Working Strength				
			KOL	MUM	CHE	DEL	TOT	KOL	MUM	CHE	DEL	TOT
1.	Record Keeper	Group D	1	-	-	1	2	1	-	-	1	2
2.	Duftry	Group D	14	2	2	4	22	14	2	2	4	22
3.	Peon / Messenger	Group D	23	3	6	6	38	23	2	6	5	36
4.	Farash	Group D	3	-	-	-	3	3	-	-	-	3
5.	Durwan	Group D	1	-	-	-	1	1	-	-	-	1
6.	Mali	Group D	1	-	-	-	1	1	-	-	-	1
7.	Chowkidar	Group D	1	-	-	-	1	1	-	-	-	1
8.	Watchman-cum-Durwan	Group D	-	1	1	-	2	-	1	1	-	2
9.	Safaiwala- cum- Farash	Group D	-	1	1	1	3	-	1	-	-	1
		<b>Total</b>	<b>44</b>	<b>7</b>	<b>10</b>	<b>12</b>	<b>73</b>	<b>44</b>	<b>6</b>	<b>9</b>	<b>10</b>	<b>69</b>

**APPENDIX –A (1)**

**DETAILS OF THE TECHNICAL FIELD OF SPECIALISATION OF WORKING EXAMINERS**

<b>BROAD TECHNICAL FIELD OF SPECIALISATION</b>	<b>NUMBER OF EXAMINERS</b>
Electrical Engineering	12
Mechanical Engineering	16
Electronics and Tele Communication Engineering	12
Civil Engineering	5
Textile Engineering	3
Bio-Technology	11
Computer Science	5
Chemistry	31
Metallurgy	2
Physics	3
Microbiology	11
Bio-Informatics	1
B-Pharma	1
Production and Industrial Engineering.	2
Biochemistry	8
Agriculture	1
Polymer Science	2
<b>TOTAL</b>	<b>126</b>

## APPENDIX "B"

**FILING DETAILS ACCORDING TO COUNTRY / STATE OF ORIGIN  
THROUGH VARIOUS ROUTES FOR  
THE YEAR 2007-08 AS AGAINST 2006-07**

Country/ State/ Union Territory	Number of Ordinary Applications		Number of Convention Applications		Number of National Phase Applications	
	2007-08	2006-07	2007-08	2006-07	2007-08	2006-07
1	2	3	4	5	6	7
Maharashtra	1936	1607	40	14	169	172
Delhi	812	1310	03	03	34	-
Tamil Nadu	708	02	-	-	-	-
West Bengal	303	244	-	04	-	-
Gujarat	286	337	-	-	01	1
Karnataka	814	596	-	01	-	-
Kerala	123	128	-	-	-	-
Uttar Pradesh	161	205	-	-	2	-
Haryana	123	93	-	-	04	-
Andhra Pradesh	414	385	-	-	01	-
Madhya Pradesh	50	33	-	-	-	-
Bihar	21	14	-	-	-	-
Punjab	44	74	-	-	01	-
Rajasthan	36	44	-	-	-	-
Orissa	12	19	1	-	-	-
Assam	16	14	-	01	-	-
Goa	01	-	-	-	-	-
Pondicherry	-	02	-	-	-	-
Himachal Pradesh	15	10	-	-	-	-
Jammu & Kashmir	04	03	-	-	-	-
Chandigarh	33	23	-	-	-	-
Jharkhand	85	131	-	-	-	-
Meghalaya	-	03	-	-	-	-
Uttaranchal	25	17	-	-	-	-
Union Territory Daman	-	01	-	-	-	-
Chattisgarh	15	17	-	-	-	-
Mizoram	-	01	-	-	-	-
Tripura	01	01	-	-	-	-
Manipur	01	-	-	-	-	-
Sikkim	01	-	-	-	-	-
<b>TOTAL</b>	<b>6040</b>	<b>5314</b>	<b>44</b>	<b>23</b>	<b>212</b>	<b>173</b>

**APPENDIX-B contd.**

**COMMON WEALTH COUNTRY**

	<b>2007-08</b>	2006-07	<b>2007-08</b>	2006-07	<b>2007-08</b>	2006-07
<b>1</b>	<b>2</b>	<b>3</b>	<b>4</b>	<b>5</b>	<b>6</b>	<b>7</b>
<b>United Kingdom</b>	17	06	84	46	990	881
<b>Australia</b>	02	03	38	11	404	390
<b>Canada</b>	06	06	121	78	416	347
<b>Ireland</b>	02	01	03	-	109	53
<b>Sri Lanka</b>	01	01	-	01	-	02
<b>New Zealand</b>	01	-	10	02	61	37
<b>TOTAL</b>	<b>29</b>	17	<b>256</b>	138	<b>1980</b>	1710

**NORTH & SOUTH AMERICA**

	<b>2007-08</b>	2006-07	<b>2007-08</b>	2006-07	<b>2007-08</b>	2006-07
<b>1</b>	<b>2</b>	<b>3</b>	<b>4</b>	<b>5</b>	<b>6</b>	<b>7</b>
<b>U.S.A.</b>	393	298	1654	1781	8606	6955
<b>Mexico</b>	-	-	01	-	16	16
<b>Venezuela</b>	-	-	-	-	01	-
<b>Brazil</b>	03	-	08	6	44	40
<b>Argentina</b>	-	-	-	1	02	14
<b>West Indies</b>	02	02	-	-	05	03
<b>Panama</b>	-	-	-	1	10	01
<b>Uruguay</b>	-	-	-	-	02	-
<b>B.V. Island</b>	-	-	-	2	-	06
<b>Burmuda</b>	-	-	-	-	07	11
<b>Barbados</b>	-	-	07	-	13	06
<b>Bahamas</b>	-	-	01	1	07	06
<b>Cuba</b>	-	-	-	1	09	04
<b>Costa Rica</b>	-	-	-	-	-	05
<b>Belize</b>	-	-	-	-	01	09
<b>British West Indies</b>	-	01	05	-	<b>02</b>	-
<b>Colombia</b>	-	-	-	-	-	03
<b>British Virginia</b>	-	-	01	-	03	03
<b>Cayman Island</b>	-	-	-	-	-	01
<b>Chile</b>	-	-	01	-	-	02
<b>Other Country of North &amp; South America</b>	-	03	01	-	04	01
<b>TOTAL</b>	<b>398</b>	304	<b>1679</b>	1793	<b>8732</b>	7090

**EUROPE APPENDIX-B contd.**

	<b>2007-08</b>	2006-07	<b>2007-08</b>	2006-07	<b>2007-08</b>	2006-07
<b>1</b>	<b>2</b>	<b>3</b>	<b>4</b>	<b>5</b>	<b>6</b>	<b>7</b>
<b>Germany</b>	48	46	419	350	2441	1933
<b>France</b>	13	15	285	212	1224	999
<b>Switzerland</b>	56	63	264	190	1327	1077
<b>Sweden</b>	08	04	47	20	1001	837
<b>Russia</b>	01	-	-	05	36	40
<b>Netherlands</b>	12	02	27	33	1293	1073
<b>Italy</b>	08	16	159	143	519	417
<b>Hungary</b>	-	-	04	-	25	49
<b>Austria</b>	01	02	24	19	157	115
<b>Belgium</b>	03	-	16	09	352	259
<b>Denmark</b>	05	-	10	07	302	238
<b>Luxembourg</b>	-	-	10	-	35	28
<b>Yugoslavia</b>	-	-	-	-	08	-
<b>Norway</b>	-	-	08	05	108	94
<b>Spain</b>	04	-	15	12	155	115
<b>Finland</b>	04	02	04	17	499	477
<b>Liechtenstein</b>	-	-	-	-	11	14
<b>Iceland</b>	01	06	48	01	10	11
<b>Portugal</b>	-	-	03	01	18	10
<b>Cyprus</b>	-	-	-	01	05	06
<b>Channel Island</b>	01	-	-	-	01	-
<b>Turkey</b>	-	01	01	01	07	07
<b>Czech Republic</b>	-	01	11	03	10	14
<b>Poland</b>	-	-	-	-	12	06
<b>Estonia</b>	-	-	-	-	01	-
<b>Latvia</b>	-	-	-	-	02	-
<b>Romania</b>	-	-	-	-	04	02
<b>Slovenia</b>	-	-	-	01	15	15
<b>Slovakia</b>	02	-	01	-	04	01
<b>Monaco</b>	-	-	-	-	04	04
<b>Ukraine</b>	-	-	-	01	04	01
<b>Croatia</b>	-	-	-	-	-	-
<b>Greece</b>	-	-	-	-	09	03
<b>Bosnia &amp; Herzegovina</b>	-	-	-	-	-	-
<b>Georgia</b>	-	-	-	-	-	-
<b>Bulgaria</b>	-	-	-	-	-	-
<b>Belarus</b>	01	-	-	-	-	-
<b>Other EP Countries</b>	-	-	-	04	23	39
<b>TOTAL</b>	<b>168</b>	162	<b>1356</b>	1035	<b>9622</b>	7889

## APPENDIX-B contd.

## AFRICA

	<b>2007-08</b>	2006-07	<b>2007-08</b>	2006-07	<b>2007-08</b>	2006-07
<b>1</b>	<b>2</b>	<b>3</b>	<b>4</b>	<b>5</b>	<b>6</b>	<b>7</b>
<b>South Africa</b>	01	-	08	02	64	57
<b>Swaziland</b>	01	-	-	-	01	-
<b>Mauritius</b>	01	-	-	-	-	-
<b>Tanzam</b>	-	-	-	-	-	-
<b>Malta</b>	-	01		-	05	03
<b>Egypt</b>	-	-	01	-	02	02
<b>Other African Country</b>	01	-	01	-	08	04
<b>Total</b>	<b>04</b>	1	<b>10</b>	2	<b>80</b>	66

**ASIA**

<b>COUNTRIES</b>	<b>2007-08</b>	2006-07	<b>2007-08</b>	2006-07	<b>2007-08</b>	2006-07
<b>1</b>	<b>2</b>	<b>3</b>	<b>4</b>	<b>5</b>	<b>6</b>	<b>7</b>
<b>Japan</b>	43	52	604	426	1806	1409
<b>Republic of China</b>	39	45	87	263	263	184
<b>Republic of Korea</b>	22	22	200	175	698	647
<b>Israel</b>	-	01	99	05	339	275
<b>Taiwan</b>	97	80	76	80	12	13
<b>Hong Kong</b>	03	01	18	07	15	14
<b>United Arab Emirates</b>	01	-	01	01	02	05
<b>Thailand</b>	05	02	02	01	02	-
<b>Malaysia</b>	-	02	07	02	17	12
<b>Singapore</b>	12	-	10	17	69	85
<b>Philippines</b>	-	-	-	-	02	02
<b>Saudi Arabia</b>	01	01	-	-	27	08
<b>Kazakhstan</b>	-	-	-	-	02	02
<b>Indonesia</b>	-	-	-	-	-	-
<b>Croatia</b>	-	-	-	-	06	05
<b>Uzbekistan</b>	-	-	-	-	-	-
<b>Nepal</b>	-	02	01	-	-	-
<b>Pakistan</b>	-	01	-	-	-	-
<b>Serbia &amp; Montegro</b>	-	-	-	-	-	01
<b>Lebanon</b>	-	-	-	-	-	01
<b>Other Asian countries</b>	-	-	03	01	05	02
<b>TOTAL</b>	<b>223</b>	209	<b>1108</b>	978	<b>3265</b>	2736
<b>GRAND TOTAL</b>	<b>6874</b>	6007	<b>4453</b>	3969	<b>23891</b>	19768

**APPLICATIONS FILED FROM RESIDENTS AND NON RESIDENTS  
THROUGH VARIOUS ROUTES FOR LAST 10 YEARS**

<b>Applicants</b>	<b>1998-1999</b>	<b>1999-2000</b>	<b>2000-2001</b>	<b>2001-2002</b>	<b>2002-2003</b>	<b>2003-2004</b>	<b>2004-2005</b>	<b>2005-2006</b>	<b>2006-2007</b>	<b>2007-2008</b>
<b>1</b>	<b>2</b>	<b>3</b>	<b>4</b>	<b>5</b>	<b>6</b>	<b>7</b>	<b>8</b>	<b>9</b>	<b>10</b>	<b>11</b>
<b>Residents</b>	2247	2206	2179	2371	2693	3218	3630	4521	5314	<b>6040</b>
<b>Non Residents</b>										
Ordinary	6707	2349	2160	1870	1723	1678	3165	1008	693	<b>834</b>
Convention	-	-	-	-	-	-	-	3509	3969	<b>4453</b>
National Phase Application under PCT	-	269	4164	6351	7049	7717	10671	15467	19768	<b>23891</b>
<b>GRAND TOTAL</b>	8954	4824	8503	10592	11466	12613	17466	24505	28940	<b>35218</b>



**APPENDIX-“D”**

**MISCELLANEOUS INFORMATION RELATING TO PATENT  
DURING THE PERIOD FROM 1998-99 TO 2007-2008**

Year	No. of Applications filed	number of requests for examination	No. of applications deemed to have been abandoned	No. of applications deemed to have been abandoned due to non	Number of Patents Granted		No. of patents in force	
					Indian	Foreign	Indian	Foreign
1	2	3	4	5	6	7	8	9
1998-1999	8954		820	804	645	1155	2088	6691
1999-2000	4824		262	1954	557	1324	2200	6458
2000-2001	8503		89	460	399	919	1495	6530
2001-2002	10592		325	1031	654	937	1578	6742
2002-2003	11466		290	1633	494	885	1479	6519
2003-2004	12613	12362	933	1695	945	1524	2075	4331
2004-2005	17466	19001	267	775	764	1147	2200	4657
2005-2006	24505	21926	414	894	1396	2924	4486	11933
2006-2007	28940	20645	694	1121	1907	5632	3473	13593
<b>2007-2008</b>	<b>35218</b>	<b>22146</b>	<b>1066</b>	<b>479</b>	<b>3173</b>	<b>12088</b>	<b>7966</b>	<b>21722</b>

**APPENDIX – E**

**NUMBER OF PATENT APPLICATIONS FILED DURING LAST FIVE YEARS FROM 2003-04 TO 2007-2008  
UNDER VARIOUS FIELDS OF INVENTIONS**

<b>Year</b>	<b>Chemical</b>	<b>Drug</b>	<b>Food</b>	<b>Electrical</b>	<b>Mechanical</b>	<b>Computer/ Electronics</b>	<b>Biot echnology</b>	<b>Other fields (See App- E1)</b>	<b>Total</b>
2003-2004	2952	2525	123	2125	2717		23	2148	12613
2004-2005	3916	2316	190	1079	3304	2787	1214	2659	17466
2005-2006	5810	2211	101	1274	4734	5700	1525	3150	24505
2006-2007	6354	3239	1223	2371	5536	5822	2774	1621	28940
<b>2007-2008</b>	<b>6375</b>	<b>4267</b>	<b>233</b>	<b>2210</b>	<b>6424</b>	<b>4842</b>	<b>1950</b>	<b>7110</b>	<b>35218</b>

**APPENDIX –E 1**

**NUMBER OF PATENT APPLICATIONS FILED DURING 2007-08  
UNDER VARIOUS OTHER FIELDS OF INVENTIONS**

<b>Field of Invention</b>	<b>Bio – Medical</b>	<b>Bio- Chemistry</b>	<b>Physics</b>	<b>Civil</b>	<b>Textiles</b>	<b>Metallurg y/Material Science</b>	<b>Agricultu- -re</b>	<b>Polymer - Science</b>	<b>Agrochem ical</b>	<b>Microbiol ogy</b>	<b>Communi cation</b>	<b>Total</b>
2007-2008	879	1190	1405	380	387	334	66	960	128	119	1262	7110

**APPENDIX -F**

**NUMBER OF PATENTS GRANTED DURING LAST FIVE YEARS  
FROM 2003-04 TO 2007-2008 UNDER VARIOUS FIELDS OF INVENTIONS**

<b>Year</b>	<b>Chemical</b>	<b>Drug</b>	<b>Food</b>	<b>Electrical</b>	<b>Mechanical</b>	<b>Computer/ Electronics</b>	<b>Biotechnology</b>	<b>Other fields( See App. F-1)</b>	<b>Total</b>
2003-2004	609	419	110	396	539			401	2469
2004-2005	573	192	67	245	414	71	71	278	1911
2005-2006	1140	457	140	451	1448	136	51	497	4320
2006-2007	1989	798	244	787	2526	237	89	869	7539
<b>2007-2008</b>	<b>4071</b>	<b>1469</b>	<b>88</b>	<b>1078</b>	<b>3230</b>	<b>2052</b>	<b>314</b>	<b>2959</b>	<b>15261</b>

**APPENDIX – F-1**

**NUMBER OF PATENT APPLICATIONS GRANTED DURING 2007-08  
UNDER VARIOUS OTHER FIELDS OF INVENTIONS**

<b>Field of Invention</b>	<b>Bio – Medical</b>	<b>Bio-Chemistry</b>	<b>Micribiology</b>	<b>Physics</b>	<b>Civil</b>	<b>Textiles</b>	<b>Metallurgy/Material Science</b>	<b>Agriculture</b>	<b>Polymer Science</b>	<b>Veterinary</b>	<b>Communication /Agrochemical</b>	<b>Total</b>
<b>2007-2008</b>	<b>138</b>	<b>1149</b>	<b>25</b>	<b>328</b>	<b>287</b>	<b>249</b>	<b>228</b>	<b>53</b>	<b>286</b>	<b>14</b>	<b>158/44</b>	<b>2959</b>

**FEES RECEIVED DURING 2007-08 IN RESPECT OF VARIOUS  
PROCEEDINGS UNDER THE ACT AND THE RULES**

Fees collected in respect of	Total Amount Received (Rs.)
1.	2.
(1) Application for Patents- U/S 5(2), 7, 54 or 135 and PCT national phase application u/r 20(1)	704753000
(2) On request for Examination of application for Patent under Section 11(B)  Rule 24(B)(1)(i)  Rule 20(4) (ii)	204339000
(3) Request for extension of time under various proceedings except u/r 138	8607600
(4) Claim U/S 20(1) and Request for direction U/S 20(4) or 20(5)	2405800
(5) Notice of opposition to the grant of Patents under section 25	1928500
(6) Application for post dating.	228500
(7) Giving notice that hearing before the Controller will be attended under rule 62(2).	204500
(8) Application U/S 28(2), 28(3), 28(7)	351500

Fees collected in respect of	Total Amount Received (Rs.)
(9) Deletion of reference from specification	
(10) Request for publication under section 11-A(2) and Rule 23-B	4857500
(11) Application U/S 44 for amendment of Patent	9000
(12) Renewal Fees in respect of granted Patents U/S 53.	293449000
(13) Application for amendment of application for Patent/ Complete specification and other documents U/S 57.	8807300
(14) On application for restoration of a Patent under Section 60 including additional fees where applicable.	798000
(15) On application for the entry in the register of Patents of the name of a person entitled to a Patent or as a share or as a mortgage or licensee or as otherwise or for a entry in the Register of Patents of notification of a document under Sections 69(1) or 69(2) and rule 74(1), 74(2) or 74(3).& Rule 90(1) & 90(2)	1137000

Fees collected in respect of	Total Amount Received (Rs.)
(16) On application for alteration of an entry in the register of Patents or Register of Patent Agents under rule 94(1) or rule 118	914800
(17) On request for entry of an additional address for service in the register of Patents under rule 94(3)	36000
(18) converting patent of addition to independent patent	-
(19) On application for registration as a Patent agent under rules 109(1) or 112	170000
(20) Restoration of agent name in the register- form-23	2500
(21) On request for appearing in the qualifying examination under rule 109(3)	617000
(22) Continuation fee for continuation of the name in the Register of Patent Agents	723500

Fees collected in respect of	Total Amount Received (Rs.)
(23) On request for correction of clerical error Under Section 78(2)	74000
(24) On application for review or setting aside the decisions/ order of the Controller Under Section 77(1) (f) or 77(1)(g)	180000
(25) On application for permission for applying patent outside India under section 39 and rule 71(1)	3263100
(26) Application for duplicate patent	9000
(27) On request for certified copies Under Section 72 or for certificate Under Section 147 and rule 133	9098000
(28) On request for inspection of register Under Section 72, inspection under rule 27 or rule 38 or rule 74-A	1343400
(29) On Request for information Under Section 153	1030500
(30) Petition u/r 137, 138	43658000

<b>Fees collected in respect of</b>	<b>Total Amount Received (Rs.)</b>
<b>(31) Transmittal Fee for International Applications.</b>	4470000
<b>(32) Withdrawal of application</b>	527000
<b>(33) For preparation of certified copy of Priority document and for transmission of the same to the International Bureau.</b>	2166000
<b>(34) Right to Information Act</b>	23187
<b>(35) For supplying of Xerox copies of the documents</b>	746167
<b>(36) Receipts on Postal Charges</b>	12700
<b>(37) Supply of Annual Report</b>	12753
<b>(38) Supply of Gazette Of India</b>	48800
<b>(39) Supply of Official Journal</b>	908000
<b>(40) Form -14</b>	7500
<b>(41) Miscellaneous receipts</b>	490029
<b>TOTAL</b>	<b>130,24,08,136</b>



**ANNUAL REPORT RELATING TO  
DESIGNS UNDER THE  
DESIGNS ACT, 2000  
FOR THE YEAR 2007-2008**

## **1. INTRODUCTION:**

The Designs Act, 2000 is administered through the Design wing of the Patent Office, Kolkata under the Office of the Controller General of Patents, Designs, Trade Marks and Geographical Indications.

The Designs Act 2000 was made effective from 11<sup>th</sup> May 2001 repealing the earlier Act of 1911. This Act, with corresponding Designs Rules 2001, provides for the registration and protection of industrial designs as an element of intellectual property rights. These include extension of copyright duration of the existing registered designs and miscellaneous post-registration work. It recognizes activities, which are the creation of features of new shape, configuration, surface pattern, ornamentations and composition of lines & colours applied to articles to enhance their visual appeal.

The applications for registration of Designs applied to articles are classified according to International Classification system for better search.

The various activities for comprehensive computerization of the Design wing of the Patent Office have been initiated under the guidance of NIC. Digitisation of the Design applications and preparation of e-Register have already been started.

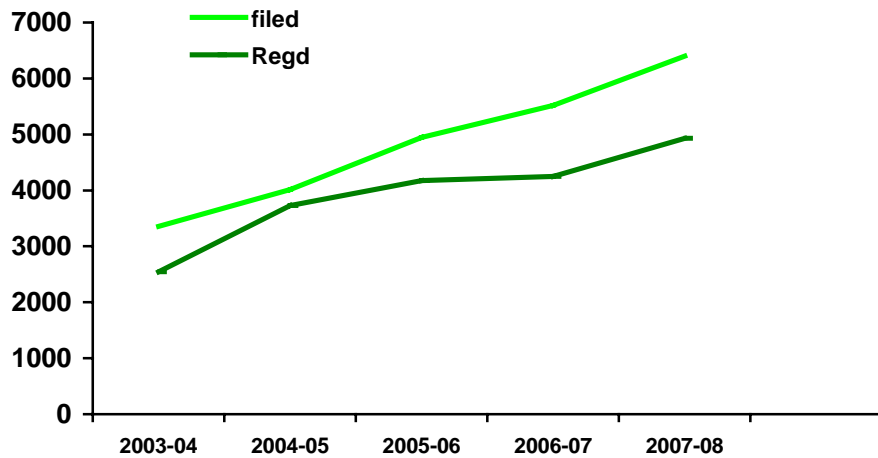
The modernization project initiated earlier was to cover activities relating to infrastructure upgradation of the design library, integration of information technology in the work processes, generation of awareness on the system & development of human resources. The technical assistance of the World Intellectual Property Organization (WIPO), Geneva was also obtained in this initiative.

A front office software has already been installed to provide the auto generated application number as soon as the design application is filed in any of the offices at Kolkata, Delhi, Chennai & Mumbai. This helps the applicants for obtaining application number instantly on filling application.

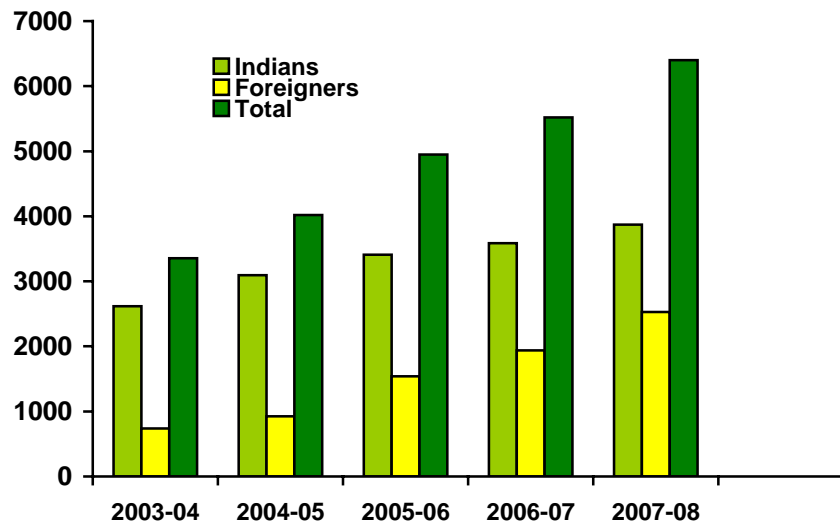
In order to generate awareness about Design related Intellectual Property Rights, a public information programme was taken up and the officers were sent in different workshops / Symposia organized by different agencies. Information brochure has been revised in order to provide more explicit information.

## **2. DESIGN APPLICATIONS FILED & REGISTERED**

The number of applications filed for registration of designs during the year was 6402 showing about 16% increase in comparison to the previous year's total of 5521. The applicants in India filed 3873 applications while the remaining 2529 applications were originated abroad.



### Design Applications filed & registered



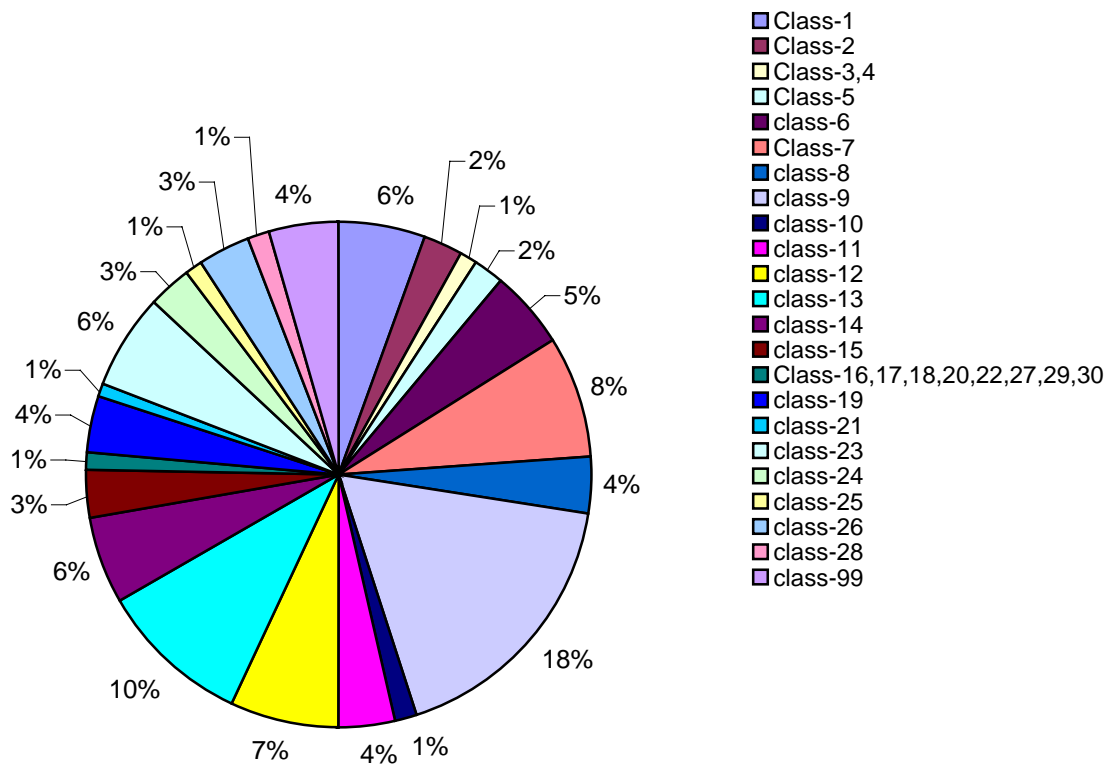
### Applications filed by Indians and Foreign Nationals

In the case of applications originating from abroad, U.S.A. lead with the maximum number of applications followed by Germany, Japan, U.K, Switzerland, Italy, Republic of Korea etc. The country-wise break up figure is as shown in brackets: U.S.A (599), Germany (383), Japan (311), U.K. (168), Switzerland (139), Italy (102), Republic of Korea (101), Netherlands (92), France (81), Finland (78), Saudi Arabia (68), Sweden (52), Australia (50), Republic of China (32), Canada (27), Denmark (25), Austria (18), Spain (17), New Zealand (15), Norway (15), Malta (15), Israel (14), Taiwan (14), Malaysia (13), Belgium (12), Singapore (12), , Cayman Islands (07), South Africa (06), Mauritius (06), Poland (05), Thailand (04), Turkey (04), Hong Kong (03) and others. There were **2082** applications claiming priority under the reciprocal arrangements between India and other convention countries. The leading Foreign Companies were Siemens Aktiengesellschaft, Nokia Corporation, Alfanar Co. Ltd., Kohler Co., Honda Motors Co. Ltd., Apple Inc., SAP Ag, Dr. INC H.C.F.

Porsche AG, Koninklijke Philips Electronics n.v, Samsung Electronics Co Ltd. Similarly, leading Indian companies were Bilcare Ltd., Crompton Greaves Ltd., Ajanta Ltd., Tata Motors, Maa Designs Pvt. Ltd, Cello Plastic, Eicher Goodearth Ltd., Jiapur Rugs Co. Pvt. Ltd.,Punita trikha, Nayasa Homeware, National Institute of Design, Nilkamal etc.

During the year, 527 applications were filed for the registration of articles relating to equipment for distribution or controller of electrical power under Class 13-03. Similarly 488 applications were filed under class 09-07 which relates to closing means and attachments. Besides these, the most of applications relates to food stuffs, packages, containers for the transport or handling of goods, communication devices etc. It is observed that 102 applications were filed for the registration of designs on articles relating to textile which is only 1.6 % of total applications. 6300 applications were filed for the registration of non-textile designs during the year 2007-2008. Applications for registration of designs in the non-textile category were related mostly to domestic and industrial articles.

### Break-up of applications filed according to the class of articles



### 3. EXAMINATION OF DESIGN APPLICATIONS

All the applications filed (**6402**) during the period under report, along with 995 pending applications brought forward from the previous year were taken up for examination during the year. Out of total **7397** applications; **6183** applications were examined however, **276** applications were not registered on grounds of abandonment and refusal under the Designs Act and the Rules. The number of designs registered during the year was **4928** including applications filed in 2006-2007. Out of total registered designs, 3026 applications were originated in India and the remaining **1902** received from abroad. A total of **1214** applications remain pending for examination at the end of the year.

### 4. MISCELLANEOUS PROCEEDINGS

**Extension of Copyright [u/s 11(2)]:** During the year, 2007-08; 416 applications were received for extension of copyright in registered designs. 8 cases remained pending at the end of the year. 26 applications for restoration of design were filed during the year.

**Inspection of registered Designs [u/s 17(1)]:** 105 requests for furnishing information regarding existence of copyright in designs were received by the office, which were accompanied by representations of article in order to identify the existence of similar registered designs. All the cases were disposed of.

**Cancellation of registered designs [u/s 19]:** During the year 75 applications for the cancellation of the registered designs were made, while 258 cases were carried forward from the previous years. 19 applications out of these 333 applications were disposed of during the year. Rests of the applications are under processing as per Sec.19 of the Designs Act, 2000 and Rule 29 of the Designs Rules, 2001.

**139** hearings were offered in respect of the registration of designs under the Designs Act, 2000 during the year.

**Public Inspection [u/r 38]:** The Register of Designs was inspected 40 times during the year.

**Alternation of names and address etc. [u/s 29, u/r 31]:** 413 requests of notice for alteration of name, address, and address for service. 40 requests of notice for alteration of name, address, and address for service are pending at the end of the year. Similarly, 11 requests for correction of clerical errors were received and disposed of during the year.

**Assignment [u/s 30 & 30(3)]:** 38 requests for assignment under section 30 & 30(3) of the Act were filed during the year while 75 cases were carried forward from the previous year. Out of these 113 cases, 43 cases were disposed of. Remaining 70 requests are under process.

**Extension of time [u/r 15, 29(9), 46 & 47]:** 3760 requests for extension of time & condoning irregularity etc. for furnishing evidence etc. were received.

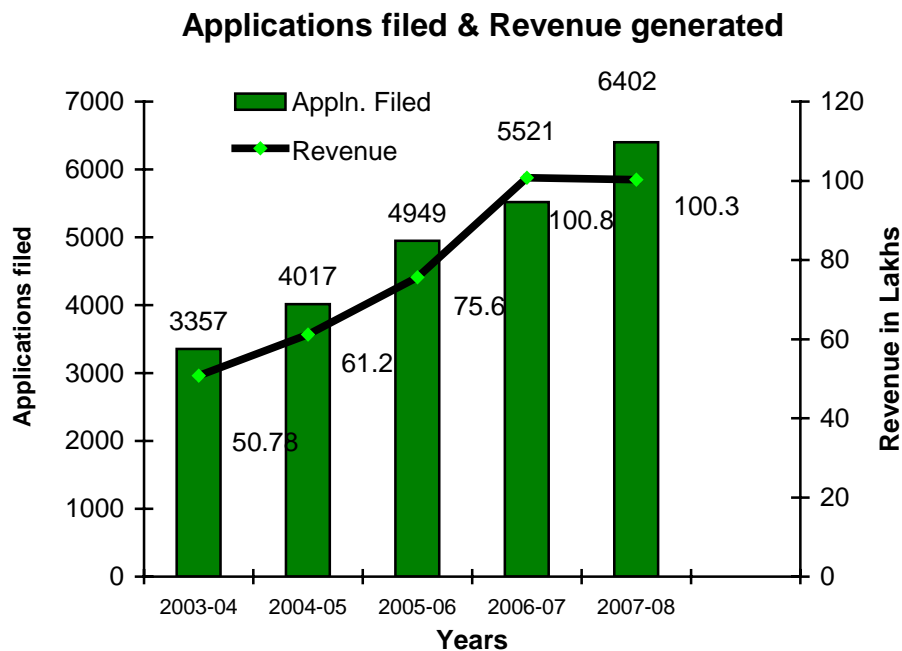
**Rectification of Register of Designs [u/s 31]:** 43 requests were made during the year for rectification of register of Designs under section 31 and all the requests were disposed of. No opposition was made under Rule 40. Similarly, 8 requests were filed for the substitution of names of applicant u/s. 8(1) and the same were disposed of.

**Designs in force:** The number of registered designs in force at the end of the year was **34944** of which **26945** designs were registered in the names of Indians.

## 5. REVENUE

The revenue generated for the Patent Office during the year from various fees in respect of design applications and other proceedings under the Designs Act, 2000 and Designs Rules, 2001 amounted to **Rs. 1,00,23,450** (Rupees One Crore twenty three Thousands and four hundred fifty only). Details are shown in Appendix – “A”.

Trend of applications filed and registered during the last 5 years is shown in Appendix – “B” and by origin in Appendix – “C”.



**APPENDIX A****REVENUE ON DESIGNS GENERATED DURING 2007-2008**

<b>Description of Documents</b>	<b>No.</b>	<b>Fees (Rs.)</b>	<b>Amount (Rs.)</b>
Applications for registration of Designs under section 5 & 44 of the Designs Act, 2000. (including the Applications received in Delhi, Mumbai & Chennai Patent Offices)	6402	1000	64,02,000
Applications to extend copyright under section 11(2)	416	2000	8,32,000
Restoration of lapsed design under section 12(2)	26	1000	26,000
Cancellation of Design under section 19	75	1500	1,12,500
Inspection of Register of Design under rule 38	40	250	10,000
Miscellaneous other fees received under the Designs Act, 2000 & Design Rules, 2001			26,40,950
<b>GRAND TOTAL</b>			<b>1,00,23,450</b>

**APPENDIX B****TREND OF APPLICATIONS FILED AND REGISTERED**

<b>Year</b>	<b>Filed</b>	<b>Registered</b>
2003-04	3357	2547
2004-05	4017	3728
2005-06	4949	4175
2006-07	5521	4250
<b>2007-08</b>	<b>6402</b>	<b>4928</b>

**APPENDIX C****TREND OF APPLICATIONS FILED AND REGISTERED BY ORIGIN**

<b>Year</b>	<b>Filed</b>		<b>Registered</b>	
	<b>Indian</b>	<b>Foreign</b>	<b>Indian</b>	<b>Foreign</b>
2003-04	2619	738	2004	543
2004-05	3093	924	3166	562
2005-06	3407	1542	3439	736
2006-07	3584	1937	2877	1373
<b>2007-08</b>	<b>3873</b>	<b>2529</b>	<b>3026</b>	<b>1902</b>

**49<sup>th</sup> ANNUAL REPORT RELATING TO  
TRADEMARKS UNDER THE  
TRADE MARKS ACT, 1999  
FOR THE YEAR 2007-08**



## INTRODUCTION

The purpose of enacting trade mark legislation is to provide for the registration and better protection of trade mark for goods and services and to prevention the use of fraudulent marks on merchandise in the country. The registration of a trade mark confers certain statutory rights on the Registered Proprietor which enables him to sue for infringement of the trade mark irrespective of whether or not the mark is used. This is in addition to the common law right to sue for passing off. The Trade Marks Registry administers the Trade Marks Act, 1999 and the rules framed there under. The Act and Rules came into force on 15th September,2003. The Head Office is located at Mumbai and branch offices at Delhi, Kolkata, Chennai and Ahmedabad. With the growing awareness about IPR in general and trade marks in particular in the country, the role and responsibilities of Trade Marks Registry has progressively increased. This role is expected to further expand with the introduction of protection of trade marks for services, well known marks, collective marks, provision for multi-class filing etc under the Trade Marks Act, 1999. The registry is also in the process of switching over to Web enabled services including e-filing through payment gateway. The Registry is also entrusted with the responsibility to closely follow at the international level the deliberations of the WIPO Standing Committee on Trade Marks and provide inputs on emerging issues relating to protection of Domain names and International Non-Proprietary names. The Trade Marks Registry also undertakes activities relating to awareness generation in the field of IPR from time to time.

### BOX 1: OPERATIONAL HIGHLIGHTS

	2006-07	2007-08
<b>Applications filed For Registration</b>	1,03,419	1,23,514
Number of Application advertised in the Trade Marks Journal	1,04,260	1,02,777
Number of trade marks registered	1,09,361	1,00,857
No. of marks in respect of which registration was renewed	15,969	20,174
Request for search	1,38,947	1,12,119
Request for preliminary advice regarding distinctiveness	50	68
Certificates issued under Section 45(1) of the Copyright Act of 1983	1,523	1,890
<b>Total Income</b>	<b>55,79,28,069</b>	<b>60,00,36,633</b>

The trend of application being filed for registration of trademarks in India has shown a steady increase. In 2007-08 the number of applications filed by Indians was **1,17,014** and applications originating from applicants abroad was **6,500**.

#### **TREND OF APPLICATION FILED FROM 2003-04 to 2007-08**

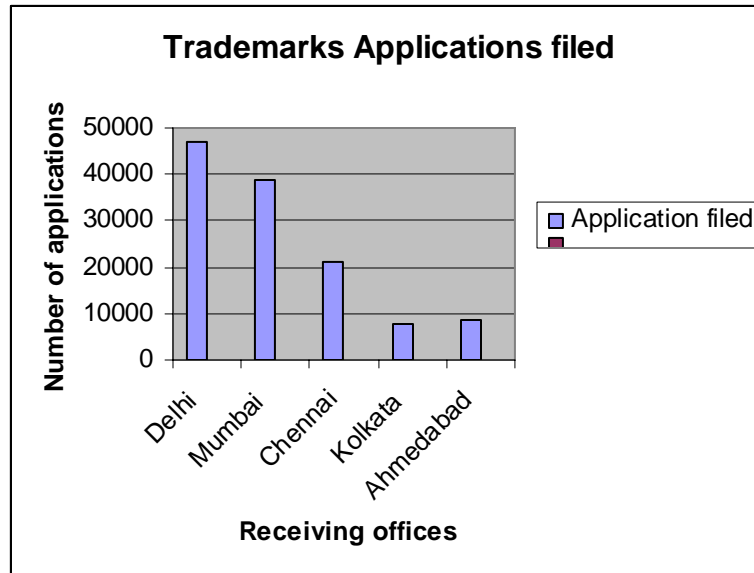
<b>Year</b>	<b>Indian Applicants</b>	<b>Foreign Applicants</b>	<b>Total</b>
2003-04	76,801	15,450	92,251
2004-05	63,906	15,090	78,996
2005-06	73,308	12,361	85,669
2006-07	88,210	15,209	1,03,419
<b>2007-08</b>	<b>1,17,014</b>	<b>6,500</b>	<b>1,23,514</b>

As in the previous year the largest number of applications for registration of trade marks were received in respect of goods in **Class 5** (Pharmaceuticals, Veterinary And Sanitary Substances etc.). A statement showing the classwise distribution of the applications is given in the **Appendix 'A'**

#### **BOX 2: TRENDS IN APPLICATIONS FILED FOR DIFFERENT TYPES FOR TRADE MARKS**

	<b>2006-07</b>	<b>2007-08</b>
Word Marks	67,633	<b>71,202</b>
Device Marks	35,631	<b>52,256</b>
Number Marks	79	<b>20</b>
Letter Marks	74	<b>36</b>
Letter And Numeral	2	-
<b>Total</b>	<b>1,03,419</b>	<b>1,23,514</b>

In comparative terms there was an increase of **20,095** number of applications over the previous year. The volume of work has increased considerably. The maximum number of applications were filed at Delhi branch of the Registry (**47,190**) followed by the branches at Mumbai (**38,602**), Chennai (**21,222**), , Kolkata( **7,915**) & Ahmedabad ( **8,585**)



### TRADE MARK APPLICATIONS FILING TREND BRANCHWISE IN 2007-08

During the year, the Registry received **1,12,119** request for search of trade marks. All **1,12,119** requests were disposed off. The number of requests seeking the Registrar's preliminary advice under section 133(1) of the Act and rule 23 during the year was **68**. All **68** request were disposed of by the Registry.

**1,02,777** Applications for registration of trade marks were advertised in the Trade Marks Journal compared with **1,04,260** during the preceding year. The trend of trade marks published in the Trade Marks Journal in the preceeding five years is given in **Annex 1A and 1B**

The Registry also dealt with legal proceedings which were primarily opposition and rectification proceeding under the Act and rules. **16,437** Notices of Opposition to registration of trade marks and **348** applications for rectification of the register were filed. Out of these **5,710** Notices of Opposition and **142** applications for rectifications of the register were filed at the Head Office at Mumbai and the rest at the branch offices at Kolkata, Chennai , New Delhi and Ahmedabad. During the year, **6,699** hearings were posted in respect of opposition, rectification and interlocutory petitions and **1,17,884** hearings were posted in respect of applications for registration of trade marks. Out of this **5,585** opposition, rectification and interlocutory petitions and **91,615** applications for registration of trade marks were finally disposed off. Details of hearings posted at the Trade Marks Registry, Mumbai and its branch offices at Kolkata, Chennai, Ahmedabad and Delhi are given in **Appendix 'B'**

**104** Appeals against orders of the Registrar and Hearing Officers were filed. Out of this 25 Appeals were disposed off. With the coming into force of the Trade Marks Act, 1999 appeals from the orders and decision of the Registrar and other Hearing Officers lies with the Intellectual Property Appellate Board located at Chennai

**13** complaints under section 107 regarding false representation of trade marks as registered were received during the year under report. Out of this **8** cases have been disposed.

## REGISTRATION

During 2007-08, the number of trade marks registered was **1,00,857** as against **1,09,361** during the preceding year. Classwise statement of the number of marks registered during the year is given in **Appendix 'C' and 'C1'**

The number of registered trade marks renewed during the year was **20,174**. Assignment of **8,228** trade marks with or without goodwill of business were received during 2007-08, out of this **6,438** entries were made in the register involving alteration of names, business address etc.

Further, **4,671** certificates were issued on request for use in legal proceedings or for obtaining registration abroad. Under Section 45(1) of the Copyright Act, 1957 (as amended by Act No. 23 Of 1983), **1,890** certificates were issued for registration of artistic work as copyright during the year.

## REVENUE AND EXPENDITURE

The income of the Trade Marks Registry during 2007-08 was **Rs.63,00,36,633/-** as against Rs. **55,79,28,069/-** during the previous year. The expenditure for this year was **Rs.5,57,57,004/-** as against Rs. **4,99,70,593/-** during the previous year.

Sl.No.	Year	Revenue Rs.(in crore)	Expenditure Rs.(in crore)
1	2003-04	27.06	4.49
2	2004-05	37.95	4.58
3	2005-06	49.75	4.83
4	2006-07	55.79	5.00
<b>5</b>	<b>2007-08</b>	<b>63.00</b>	<b>5.58</b>

## GENERAL

### STAFF

The Trade Marks Registry has a sanctioned staff strength of **285**. This includes 27 posts of Examiners on contract basis sanctioned in 2002 for strengthening the Registry as part of the administrative support for the office. Details of sanctioned posts and actual working strength as on 31st March 2007 is indicated in **Appendix 'E' and 'E1'**. There are 28 Group 'A' Posts and 30 Group 'B' Posts, 140 Group 'C' Posts and 60 Group 'D' Posts which are distributed between the Head Office at Mumbai and branch offices at Kolkatta, Chennai, New Delhi and Ahmedabad. In order to provide technical support for the IT related components four senior posts for the EDP Section have been sanctioned and which are placed at the disposal of the Director General of the National Informatics Centre (NIC) for providing computer professionals for the Registry. Under the Trade Marks Act, 1999 the new post created by the Government includes 3 Group 'A' Posts, 6 Group 'B' Posts, 6 Group 'C' Posts and 1 Post of Group 'D'. During the period under report **3,03,697** letters were received and **4,04,994** letters were issued by the Trade Marks Registry. The number of persons who called at the Registry during the year for information relating to filing of applications for registration of trade marks and other proceedings was **25,650**. During the year under the report the number of requests received under the Right to Information Act, 2005 was 924 and number of requests have been disposed off was 922.

### MAIN FEATURES OF THE TRADE MARKS ACT ,1999

1. Inclusion of services in the definition of trade mark.
2. Provision for registration of collective mark.
3. Establish a single register of trade marks instead of two parts Part-A And Part-B at present.
4. Provision for single application for registration in more than one class of goods and/or services.
- 5 . Increase in initial term of registration of trade mark from 7 to 10 years
6. Providing a grace period of six months for payment of renewal fees.
- 7 Amplification of circumstances in which validity of registration can be contested.
- 8 Delegation of powers to the Registrar for disposing off certain applications.
9. Harmonizing penal provisions of the trade marks law with copyright law.
10. Provisions for establishment of an Appellate Board.

## MODERNISATION PROJECT:

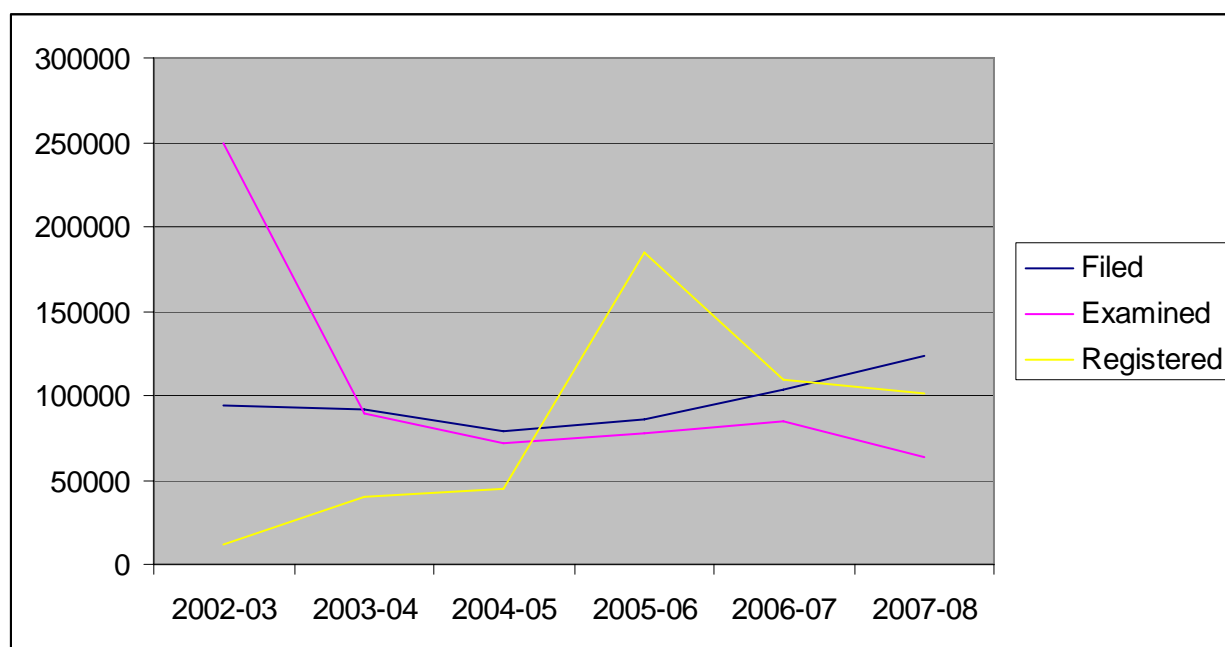
To strengthen the infrastructure of the Trade Marks Registry, Government had approved a Project at the cost of Rs.8.59 crores. In all a sum of Rs.5.17 crores was utilized under the IXth Plan for Strengthening the infrastructure of Trade Marks Registry.

## ANNEX I

### RECENT TRENDS IN TRADE MARKS APPLICATIONS

	2002-03	2003-04	2004-05	2005-06	2006-07	<b>2007-08</b>
<b>FILED</b>	94120	92251	78996	85699	103419	<b>123514</b>
<b>EXAMINED</b>	249003	89958	72091	77500	85185	<b>63605</b>
<b>REGISTERED</b>	11190	39762	45015	184325	109361	<b>100857</b>

### RECENT TRENDS IN TRADE MARKS APPLICATIONS

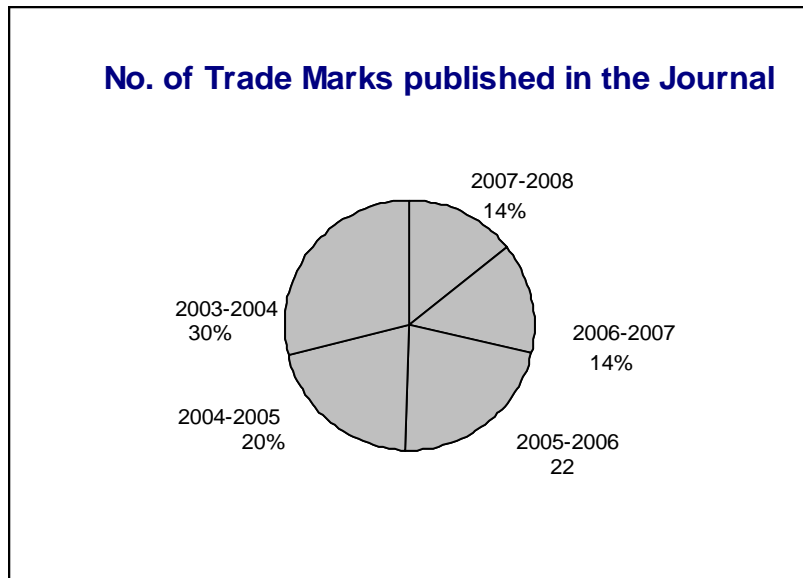


**ANNEX 1 A**

<b>Sr.No.</b>	<b>Year</b>	<b>No. of Trade Marks published in the Journal</b>
<b>1.</b>	<b>2007-2008</b>	<b>102777</b>
<b>2</b>	2006-2007	104260
<b>3.</b>	2005-2006	158665
<b>4.</b>	2004-2005	147490
<b>5.</b>	2003-2004	209587

**ANNEX 1 B**

Total number of Trade Marks Published in last five years **722779**



**APPENDIX-A**

**STATEMENT SHOWING CLASS-WISE DISTRIBUTION OF APPLICATIONS FOR  
REGISTRATION OF TRADE MARKS FROM 1<sup>st</sup> APRIL,2007 TO 31<sup>st</sup> MARCH,  
2008**

<b>Class as per the IVth Schedule TM, Rules 2002</b>	<b>GOODS</b>	<b>Number of applications Filed</b>	<b>Percentage of total filing</b>
1	Chemical products used in industry, science, photography, agriculture, horticulture, forestry, manures etc.	1932	1.56
2	Paints and Varnishes	1014	0.82
3	Perfumery, cosmetics etc.	4063	3.29
4	Industrial Oil and Greases (Other than edible Oil) etc.	734	0.59
5	Medicinal, Pharmaceuticals, Veterinary and Sanitary substances etc.	19116	15.48
6	Un-Wrought and partly-wrought common metal and their alloys etc.	2050	1.66
7	Machines and Mechanic Tools, Motors, etc.	3423	2.77
8	Hand Tools and Instruments etc.	664	0.54
9	Scientific, Nautical, Surveying and Electrical apparatus etc.	7425	6.01
10	Surgical, Medical, Dental And Veterinary Instruments, apparatus etc.	1226	0.99
11	Installation for Lighting, Heating etc.	2848	2.31
12	Vehicles and their parts, apparatus, Locomotion by land, air & water	2269	1.84
13	Fire arms, ammunition and projectiles, etc.	222	0.18
14	Precious metals and their alloys, etc.	1585	1.28
15	Musical instruments (other than talking machines and wireless apparatus)	275	0.22
16	Paper and Paper Articles, Stationery, Printed Matters etc.	4869	3.94
17	Gutta Percha, India Rubber etc.	1303	1.05
18	Leather and Imitation of Leather etc	950	0.77
19	Building Materials etc.	2127	1.72
20	Furniture, Mirrors etc.	1281	1.04



21	Small Domestic Utensils etc.	1258	1.02
22	Ropes, Strings etc.	394	0.32
23	Yarns and threads	439	0.36
24	Tissues (Piece goods) etc	1936	1.57
25	Clothing including Boots, Shoes and Slippers	5840	4.73
26	Laces and embroidery, Ribbons and braids etc.	514	0.42
27	Carpets, rugs, mats etc.	407	0.32
28	Games and Playthings etc.	890	0.72
29	Meat, Fish, Poultry etc.	2388	1.93
30	Coffee, Tea, Cocoa etc.	5878	4.76
31	Agricultural, Horticultural and Forestry Products and Grains not included in other classes	2009	1.63
32	Beer, Ale and Port, Mineral and Aerated Waters and Other Non-Alcoholic drinks not included in other Classes	2113	1.71
33	Wines, Spirits and Liqueurs	1098	0.89
34	Tobacco, Raw or Manufactured, Smokers Articles, Matches.	1610	1.30
35	Advertising, business management, business administration, office functions	6638	5.37
36	Insurance, financial affairs; monetary affairs, real estate affairs	2981	2.41
37	Building construction; repairs; installation services	2547	2.06
38	Telecommunications	2039	1.65
39	Transport, packaging and storage of goods; travel arrangement	1665	1.35
40	Treatment of materials	557	0.45
41	Education; providing of training, entertainment; sporting and cultural activities	6062	4.90
42	Providing of foods and drink; temporary accommodation, medical, hygienic and beauty care; veterinary and agricultural services; legal services; scientific and industrial research, computer programming; services that cannot be classified in other classes	8637	6.99
	Multiple classes	6238	5.05
	<b>Total</b>	<b>123514</b>	

**APPENDIX -B****DETAILS OF HEARING POSTED AT VARIOUS TRADE MARKS OFFICES FROM  
1st APRIL 2007 TO 31<sup>st</sup> MARCH 2008.**

SR. No.	Place of Hearing	Oppositions/Rectifications Interlocutory Petitions( IP) filed	Hearing of opposition/ rectification/ IP	Application hearing
1	Mumbai	6013	321	20350
2	Kolkata	1685	2147	6335
3	Chennai	3400	1549	35525
4	Delhi	4615	2201	46781
5	Ahmedabad	1763	481	8893
<b>TOTAL</b>		<b>17476</b>	<b>6699</b>	<b>117884</b>

**APPENDIX-C**

**CLASSWISE STATEMENT OF THE NUMBER OF TRADE MARKS REGISTERED  
FROM 1<sup>st</sup> APRIL 2007 TO 31<sup>st</sup> MARCH 2008**

<b>CLASS</b>	<b>TOTAL</b>	<b>Percentage of total registered</b>
1	2451	2.43
2	1133	1.12
3	4343	4.31
4	770	0.76
5	12778	12.67
6	1850	1.83
7	3400	3.37
8	761	0.75
9	8333	8.26
10	1343	1.33
11	2403	2.38
12	2302	2.28
13	259	0.26
14	1627	1.61
15	272	0.27
16	7548	7.48
17	1218	1.21
18	1206	1.20
19	1674	1.66
20	1225	1.21
21	1466	1.45
22	411	0.41
23	544	0.54
24	2040	2.02
25	5077	5.03
26	593	0.59
27	417	0.41
28	1074	1.06
29	2496	2.47
30	5845	5.80
31	1818	1.80
32	1719	1.70
33	1132	1.12
34	1802	1.79
35	3357	3.33
36	1431	1.42
37	1332	1.32
38	1151	1.14
39	1094	1.08
40	509	0.50
41	3238	3.21
42	5415	5.37
<b>TOTAL</b>	<b>100857</b>	

## APPENDIX - C1

### BREAKUP OF TRADEMARKS REGISTERED DURING LAST FIVE YEARS

1. Total Number of Registered Trade Marks as of 31<sup>st</sup> March, 2008  
**6,53,078**
2. Total Number of Registered Trade Marks in last 5 years **4,79,320**

#### LAST FIVE YEARS – BREAKUP

Sl. No.	Year	Numbers of Trade Marks Registered
1	2003-2004	39762
2	2004-2005	45015
3	2005-2006	184325
4	2006-2007	109361
5	2007-2008	100857
	<b>Total</b>	<b>479320</b>



## APPENDIX 'D'

DETAILS OF STAFF STRENGTH OF TRADE MARKS REGISTRY (TMR) AS ON 31<sup>st</sup> March 2008

NAME OF POSTS GROUP 'A' (GAZETTE D)		SANCTIONED STRENGTH						WORKING STRENGTH					
		HEAD OFFICE	BRANCHES					HEAD OFFICE	BRANCHES				
		MUM	KOL	CHE N	DEL	AHME DABA D	TOT	MUM	KOL	CHEN	DEL	AHME DABA D	TOTAL
1.	Joint Registrar of Trade Marks	1	-	1	1	-	3	1	1	-	-	-	2
2.	Deputy Registrar of Trade	1	-	2	1	1	5	-	-	2	1	1	4
3.	Assistant Registrar of Trade	4	1	1	2	1	9	2@	-	-	2	-	4
4.	Senior Examiner of Trade	7	1	1	1	1	11	2	1	1	-	1	5
<b>Total</b>		<b>13</b>	<b>2</b>	<b>5</b>	<b>5</b>	<b>3</b>	<b>28</b>	<b>5</b>	<b>2</b>	<b>3</b>	<b>3</b>	<b>2</b>	<b>15</b>

**APPENDIX "D" Contd...**

NAME OF POSTS			SANCTIONED STRENGTH						WORKING STRENGTH					
			HEAD OFFICE	BRANCHES					HEAD OFFICE	BRANCHES				
			MUM	KOL	CHEN	DEL	AHM EDA BAD	TOTAL	MUM	KOL	CHEN	DEL	AHME DABA D	TOTAL
1.	Examiner of Trade Marks	Group B Gazetted)	27(*) 20	1	1	1	1	27(*) 24	00 (*) 14@	- 2	- 1	0(*) 2	0(*) 1	00 (*) 20
2.	Administrative Officer	- Do -	1	-	-	-	-	1	1	-	-	-	-	1
3.	Public Relatio	- Do -	1	-	-	-	-	1	-	-	-	-	-	-
4.	Sr. Librarian	- Do -	1	-	-	-	-	1	-	-	-	-	-	-
5.	Personal Asstt.	- Do -	2	-	-	-	-	2	2	-	-	-	-	2
6.	Hindi Officer	- Do -	1	-	-	-	-	1	-	-	-	-	-	-
	<b>Total</b>		<b>26+27*</b>	<b>1</b>	<b>1</b>	<b>1</b>	<b>1</b>	<b>30+27*</b>	<b>17</b>	<b>2</b>	<b>1</b>	<b>2</b>	<b>1</b>	<b>23</b>
1.	Superintendent	Group B(N.G)	4	-	1	1	-	6	4	-	1	1	-	6
2.	Asstt. Superintendent	Group C	6	1	1	2	1	11	6	1	1	2	1	11
3.	Asstt. Examiner	Group C	13	2	2	3	1	21	12	1	2	3	1	19
4.	Jr. Hindi Translator	Group C	1	-	-	1	-	2	1	-	-	1	-	2
5.	Cashier	Group C	1	1	1	1	-	4	1	1	-	-	-	2
6.	Librarian	Group C	1	-	-	-	-	1	1	-	-	-	-	1

7.	Photography Asstt.	Group C	1	-	-	-	-	1	-	-	-	-	-	-
8.	Stenographer Gr.I	Group B(N.G)	2	-	1	-	-	3	2	-	1	-	-	3
9.	Stenographer Gr	Group C	3	1	1	1	1	7	1	2	1	1	1	6
10	Stenographer Gr.III	Group C	-	1	1	1	-	3	-	-	1	-	-	1
11	Upper Division Clerk	Group C	27	4	3	5	3	42	27	4	3	5	2	41
12	Lower Division Clerk	Group C	20	6	7	2	3	38	12@	6	7	1	2	28
13	Hindi Typist	Group C	1	-	-	-	-	1	-	-	-	-	-	-
	<b>Total</b>		<b>80</b>	<b>16</b>	<b>18</b>	<b>17</b>	<b>09</b>	<b>140</b>	<b>66</b>	<b>15</b>	<b>17</b>	<b>15</b>	<b>07</b>	<b>120</b>
1.	Record Keeper	Group D	2	1	1	1		5	2	1	1	1	-	5
2.	Gestatner Operator	Group D	1	-	-	-	-	1	1	-	-	-	-	1
3.	Daftary	Group D	8	3	2	2	1	16	8	3	2	1	1	15
4.	Peons	Group D	15	2	3	5	2	27	15	2	3	5	2	27
5.	Farash-Safaiwala	Group D	2	1	1	1	1	6	-	1	1	-	-	2
6.	Chowkidar	Group D	1	1	1	1	1	5	1	1	1	-	-	3
	<b>Total</b>		<b>29</b>	<b>8</b>	<b>8</b>	<b>10</b>	<b>5</b>	<b>60</b>	<b>27</b>	<b>8</b>	<b>8</b>	<b>7</b>	<b>3</b>	<b>53</b>
	<b>A, B,C &amp; D GRAND TOTAL</b>		<b>148+27*</b>	<b>27</b>	<b>32</b>	<b>33</b>	<b>18</b>	<b>258+27*</b>	<b>115</b>	<b>27</b>	<b>29</b>	<b>27</b>	<b>13</b>	<b>211</b>

\* Appointed 27 Examiners on Contract basis w.e.f. 1.03.2007

@ 1 Post of Asst.Registrar, 1 post of Examiner and 1 post of L.D.Clerk have been transferred to GIR,Chennai



WORKING STRENGTH OF TMR AS ON 31<sup>st</sup> MARCH 2008

Sl. No.	Group	Total Employees	Remarks
1.	"A"	15	
2.	"B"(G)	23	
3.	"B (N.G.)" & "C"	120	"B(N.G) – 09" + "C – 111" =120
4.	"D"	53	
	<b>Total</b>	<b>211</b>	

**6<sup>th</sup> ANNUAL REPORT OF  
GEOGRAPHICAL INDICATIONS  
REGISTRY  
FOR THE YEAR 2007-2008**

## INTRODUCTION

The Geographical Indications Registry is a statutory organization set up for the administration of the Geographical Indications of Goods (Registration and Protection) Act, 1999, which was brought into force on 15th September 2003. The Registry is situated at Chennai. The Registry has started receiving applications for registration since 15th September 2003 and since then the Registry has received a total number of **121** (One Hundred and Twenty One) applications in the reporting financial year. **61** (Sixty One) Geographical Indications (GIs) have been registered up to 30th March 2008. List of registered GIs (Products), which *inter-alia*, include, Darjeeling Tea, Pochampally Ikat, Chanderi Sarees, Kota Doria, Kancheepuram silk, Mysore Agarbathi, Mysore silk, Madurai Sungudi, Kullu Shawl, etc. (List Annexed). During the reporting year a total number of **31** (Thirty One) registration certificates have been issued. (List Annexed).

The Registry has been organizing awareness programmes throughout India to promote registration of the Indian GIs. The sectors being focused on are tea, coffee, rice, spices, tobacco, horticulture products, handloom products, handicrafts, textiles, processed food items, and spirits and wines. Up to 31st March 2008, 86 sensitization seminars / workshops have been conducted, out of which **47** have been conducted by the Registry individually and 39 have been conducted by the external agencies. The Registry officials have participated as faculties in seminars / workshops conducted by external agencies. (List Annexed)

Software has been developed according to the workflow of GIR and on-line filing facility is available with out payment gateway. A full-fledged website is in place with limited inter active facility.

The publication of Geographical Indications Journal has been made in-house. A total number of 10 issues (including one Supplementary issue) of the Journal have been published during the year and total number of **45** (FORTY FIVE) applications have been advertised in these issues.

**ANNEXURE - I****REGISTERED GEOGRAPHICAL INDICATIONS (PRODUCTS)**

<b>S. No.</b>	<b>Geographical Indications</b>	<b>Product</b>	<b>State</b>	<b>Applicant Name &amp; Address</b>
1	Darjeeling Tea (word & Logo)	Tea	West Bengal	Tea Board 14, B.T.M. Sarani (Brabourne Road), P.O.Box No.2172, Kolkatta - 700 001
2	Aranmula Kannadi	Handicrafts	Kerala	Viswabrahmana ranmula Kannadi Nirman Society, Viswabrahmana Buildings, Fort, Aranmula, Kerala.
3	Pochampalli Ikat	Textiles	Andhra Pradesh	Pochampally Handloom Weavers Co-op Society Ltd., Pochampally andloom Tie & Dye Silk Sarees Manufacturers Association, Post & Mandal ochampally, District Nalgonda-508 284. Andhra Pradesh
4	Salem Fabric	Textiles	Tamil Nadu	Salem Exporters Association, 108, Sivanar Main Road, Gugai, Salem - 636 006
5	Chanderi Fabric	Textiles	Madhya Pradesh	Chanderi Development Foundation Old Telephone Exchange Building Rajghat Road, Chanderi, MP
6	Solapur Chaddar	Textiles	Maharashtra	Textile Development Foundation, 79, Jodbasavanna Chowk, Raviwar Peth, Solapur - 413 005
7	Solapur Terry Towel	Textiles	Maharashtra	Textile Development Foundation, 79, Jodbasavanna Chowk, Raviwar Peth, Solapur - 413 005
8	Kotpad Handloom fabric	Textiles	Orissa	The Orissa State Handloom Weavers Co-op. Society Ltd., (BOYANIKA) Pandit Jawaharlal Nehru

				Marg Bhubaneswar - 751001, Orissa
9	Mysore Silk	Textiles	Karnataka	Karnataka Silk Industries Corporation Limited,(A Government of Karnataka Enterprise), III & IV Floor, Public Utility Building,M.G. Road, Bangalore _ 560 001, Karnataka State
10	Kota Doria	Textiles	Rajasthan	Kota Doria Development Hadauti Foundation (KDHF),Sadar Bazaar, Kaithun, District Kota, Rajasthan
11	Mysore Agarbathi (Logo)	Incense sticks	Rajasthan	All India Agarbatti Manufacturers Association FKCCI Building, Kempgowda Road,Bangalore-560009
12	Kancheepuram Silk	Textiles	Tamil Nadu	Department of Handlooms and Textiles, (Government of Tamilnadu) Kuralagam IInd Floor, Chennai – 600 018
13	Bhavani Jamakkalam	Textiles, Carpets	Tamil Nadu	Department of Handlooms and Textiles, (Government of Tamilnadu) Kuralagam IInd Floor, Chennai – 600 018
14	Navara Rice	Agricultural Products	Kerala	Navara Eco Farm, Karukamani Kalast, Chittur College, P.O., Palakkad – 678 104, Kerala
15	Kullu Shawl	Textiles	Himachal Pradesh	H.P. Patent Information Centre,State Council of Science, Technology & Environment, B-34, SDA Complex, Kasumpti, Shimla – 171009
16	Bidriware	Handicrafts	Karnataka	Karnataka State Handicrafts Development Corporation Limited, 45, Mahatma Gandhi Road, Bangalore - 560001

17	Madurai Sungudi	Textiles	Tamil Nadu	Department of Handlooms and Textiles, (Government of Tamilnadu)Kuralagam IInd Floor,Chennai – 600 018
18	Orissa Ikat	Textiles	Orissa	Managing Director, The Orissa State Handloom Weavers Co-op. Society Ltd., (BOYANIKA) Pandit Jawaharlal Nehru Marg, Bhubaneswar – 751001, Orissa.
19	Channapatna Toys & Dolls	Handicrafts	Karnataka	Karnataka State Handicrafts Development Corporation Limited, 45, Mahatma Gandhi Road, Bangalore - 560 001
20	Mysore Rosewood Inlay	Handicrafts	Karnataka	Karnataka State Handicrafts Development Corporation Limited, 45, Mahatma Gandhi Road, Bangalore - 560001
21	Kangra Tea	Tea	Himachal Pradesh	H.P. Patent Information Centre,State Council of Science, Technology & Environment, B-34, SDA Complex, Kasumpti, Shimla – 171009
22	Coimbatore Wet Grinder	Wet Grinder	Tamil Nadu	Coimbatore Wet Grinders & Accessories Manufacturers Association, 133, Katoor Street, P.N.Palayam, Coimbatore – 641 037
23	Srikalahasthi Kalamkari	Textiles	Andhra Pradesh	Kalamkari Artisans Revival and Upsurge for National Acclaim (KARUNA), Srikalahasthi, Chitoor, Dist. Andhra Pradesh – 517644
24	Mysore	Essential Oil	Karnataka	Karnataka Soaps &

	Sandalwood Oil			Detergents Limited,(A Government of Karnataka Enterprise), Sandalwood Oil Division Mysore, Karnataka State – India & Sandalwood Oil Division, Shimoga, Karnataka State
25	Mysore Sandal soap	Soap	Karnataka	Karnataka Soaps & Detergents Limited, (A Government of Karnataka Enterprise), Sandalwood Oil Division Mysore, Karnataka State – India & Sandalwood Oil Division, Shimoga, Karnataka State
26	Kasuti Embroidery	Embroidery (Textiles)	Karnataka	Karnataka State Handicrafts Development Corporation Limited,45, MahatmaGandhi Road, Bangalore 560001
27	Mysore Traditional Paintings	Paintings	Karnataka	Karnataka State Handicrafts Development Corporation Limited, 45, Mahatma Gandhi Road, Bangalore - 560 001
28	Coorg Orange	Horticulture Product	Karnataka	Department of Horticulture, Govt. of Karnataka, Biotechnology Centre, Hulimavu, PB No.7648, Bangalore – 560 076
29	Mysore Betel leaf	Horticulture Product	Karnataka	Department of Horticulture, Govt. of Karnataka, Biotechnology Centre, Hulimavu, PB No.7648, Bangalore – 560 076
30	Nanjanagud Banana	Horticulture Product	Karnataka	Department of Horticulture, Govt. of Karnataka, Biotechnology Centre, Hulimavu, PB No.7648, Bangalore – 560 076
31	Palakkadan Matta	Rice	Kerala	Palakkadan Matta

	Rice			Farmers Producer Company Limited, Karukamanikalam, Chittur College P.O., Palakkad - 678104
32	Madhubani Paintings	Paintings	Bihar	Director of Industries, Vikas Bhawan, Department of Industries, Bihar, Patna
33	Kondapalli Bommallu	Handicrafts	Andhra Pradesh	(i) LIGHT (LANCO Institute of General Humanitarian Trust), Lanco House, 141, Avenue 8, Road No.2, Banjar Hills, Hyderabad - 500034 (ii) Kondapalli Wooden Toys Manufacturers Mutually Aided Purchase and Sales Cooperative Ltd., Kondapalli, Ibrahimpatnam
34	Thanjavur Paintings	Paintings	Tamil Nadu	Thanjavur Oviya Padugappu Sangam, 17/58, Manojiyappa Veedhi, Thanjavur
35	Malabar Pepper	Agricultural Products	Kerala	Spices Board, Ministry of Commerce & Industry, Sugandha Bhavan, N.H. Bye-Pass, P.B. No.2277, Palarivattom, Cochin-25
36	Allahabad Surkha	Guava	Uttar Pradesh	Diversified Agriculture Support Project, 4th Floor, PICUP Bhawan, Vibhuti Khand, Gomtinagar, Lucknow - 226010
37	Nakshi Kantha	Textiles	New Delhi	KAARU – KUL FOUNDATION, F-463, (Khasra No.316), Gali No.2, Lado Sarat, New Delhi - 110030
38	Silver Filigree of Karimnagar	Handicrafts	Andhra Pradesh	Karimnagar Silver Filigree Handicrafts Mutually Aided Co-Operative Welfare Society Limited, No.4-5-38, Fathepura,



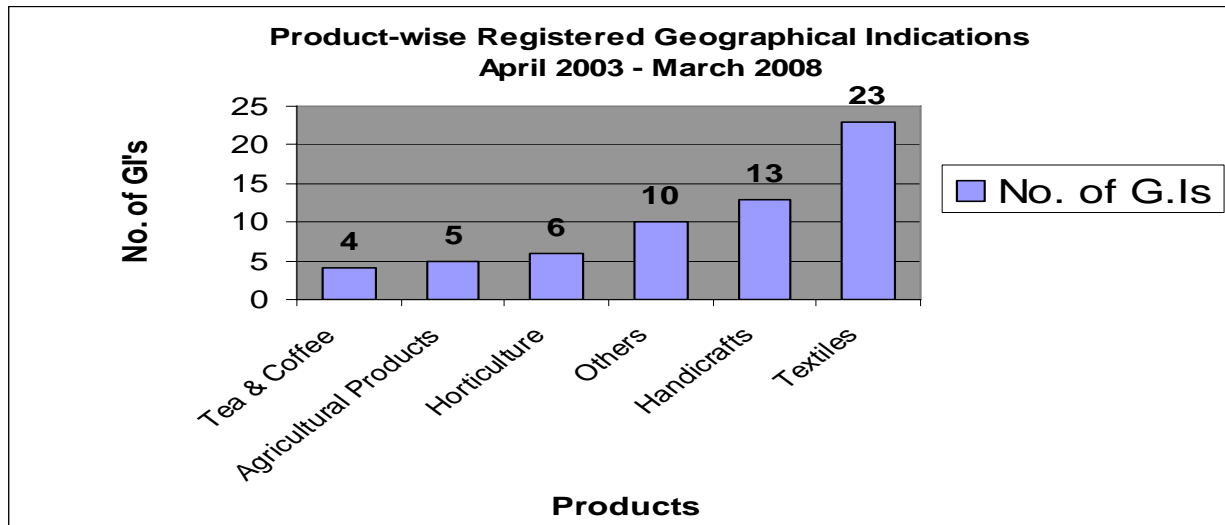
				Karimnagar - 505001, AP
39	Alleppey Coir	Coir Products	Kerala	Coir Board, Ministry of Agro & Rural Industries, Government of India, Cochin
40	Muga Silk	Textiles	Assam	Assam Science Technology and Environment Council, 3rd Floor, City Cooperative Building, U.N.B. Road, Silpukhuri, Guwahati - 781003, Assam
41	Ganjifa cards of Mysore (Karnataka)	Handicrafts	Karnataka	Development Commissioner (Handicrafts), Ministry of Textiles, Government of India, West Block No.7, R.K. Puram, New Delhi
42	Navalgund durries	Textiles	Karnataka	Development Commissioner (Handicrafts), Ministry of Textiles, Government of India, West Block No.7, R.K. Puram, New Delhi
43	Karnataka bronze ware	Handicrafts	Karnataka	Development Commissioner (Handicrafts), Ministry of Textiles, Government of India, West Block No.7, R.K. Puram, New Delhi
44	Thanjavur Art Plate	Handicrafts	Tamil Nadu	Development Commissioner (Handicrafts), Ministry of Textiles, Government of India, West Block No.7, R.K. Puram, New Delhi
45	Temple jewellery of Nagercoil	Handicrafts	Tamil Nadu	Development Commissioner (Handicrafts), Ministry of Textiles, Government of India, West Block No.7, R.K. Puram, New Delhi
46	Mysore Jasmine	Horticulture	Karnataka	Directory of Horticulture, Department of Horticulture, Govt. of Karnataka, Biotechnology Centre, Hulimavu, PB No. 7648, Bangalore -

				560076
47	Udupi Jasmine	Horticulture	Karnataka	Directory of Horticulture, Department of Horticulture, Govt. of Karnataka, Biotechnology Centre, Hulimavu, PB No. 7648, Bangalore - 560076
48	Hadagali Jasmine	Horticulture	Karnataka	Directory of Horticulture, Department of Horticulture, Govt. of Karnataka, Biotechnology Centre, Hulimavu, PB No. 7648, Bangalore - 560076
49	Spices - Alleppey Green Cardamom	Agricultural Products	Kerala	Spices Board, Ministry of Commerce & Industry, Sugandha Bhavan, N.H. Bye-Pass, P.B. No.2277, Palarivattom, Cochin-25
50	Applique - Khatwa Patch Work of Bihar	Handicrafts	Bihar	Development Commissioner (Handicrafts), Ministry of Textiles, Government of India, West Block No.7, R.K. Puram, New Delhi
51	Sujini Embroidery Work of Bihar	Handicrafts	Bihar	Development Commissioner (Handicrafts), Ministry of Textiles, Government of India, West Block No.7, R.K. Puram, New Delhi
52	Sikki Glass Work of Bihar	Handicrafts	Bihar	Development Commissioner (Handicrafts), Ministry of Textiles, Government of India, West Block No.7, R.K. Puram, New Delhi
53	Ilkal Sarees	Textiles	Karnataka	Commissioner for Textile Development & Director of Handlooms & Textiles, Government of Karnataka, No. 14/3A, 3rd Floor, R.P. Building, Nr. Nrupatunga Road, Bangalore - 560001
54	Molakalmuru Sarees	Textiles	Karnataka	Commissioner for Textile Development & Director of Handlooms & Textiles,

				Government of Karnataka, No. 14/3A, 3rd Floor, R.P. Building, Nrupatunga Road, Bangalore - 560001
55	Coorg Green Cardamom	Agricultural Products	Karnataka	Spices Board, Ministry of Commerce & Industry, Sugandha Bhavan, N.H. Bye-Pass, P.B. No.2277, Palarivattom, Cochin-25
56	Monsooned Malabar Arabica Coffee	Coffee	Karnataka	Coffee Board, No. 1, Dr. Ambedkar Veedhi, Bangalore - 560 001, Karnataka, India.
57	Arani Silk	Sarees and Rumal	Tamil Nadu	Department of Handlooms and Textiles, Government of Tamil Nadu, Kuralagam II Floor, Chennai - 600 108
58	Kovai Cora Cotton	Sarees and Rumal	Tamil Nadu	Department of Handlooms and Textiles, Government of Tamil Nadu, Kuralagam II Floor, Chennai - 600 108
59	Salem Silk	Textiles	Tamil Nadu	Department of Handlooms and Textiles, Government of Tamil Nadu, Kuralagam II Floor, Chennai - 600 108
60	East India Leather	E. I. Leather	Tamil Nadu	(a) The Trichy Tanners Association Society Registration No.33/88, No.10, Pudukkottai Road, Sembattu, Trichy - 620 007 (TN)
				(b) The Dindigul Tanners Association Society Registration No.38/85, 227/86, B Madurai Road, Begambur, Dindigul. (TN)
61	Monsooned Malabar Robusta Coffee	Coffee	Karnataka	Coffee Board (Ministry of Commerce & Industry, Govt. of India), Coffee Board, No. 1, Dr. Ambedkar Veedhi, Bangalore - 560 001, Karnataka, India.

**REGISTERED GEOGRAPHICAL INDICATIONS (PRODUCTS)  
FROM THE YEAR 2003 – 2008**

<b>Product</b>	<b>No. of GI</b>
Tea & Coffee	4
Agricultural Products	5
Horticulture	6
Handicrafts	10
Textiles	13
Others	23
<b>TOTAL</b>	<b>61</b>



**ANNEXURE – II**

**PENDING - G.I. APPLICATIONS**

<b>Sl. No.</b>	<b>Geographical Indications</b>	<b>Product</b>	<b>state</b>	<b>Applicant Name &amp; Address</b>
1	Payyannur Pavithra Ring	Jewellery	Kerala	Payyannur Pavithra Ring, Artisans & Devp. Society, Lakshmi Jewellery, Main Road, Payyannur, Kannur District - 670 307
2	Basmati Rice	Agricultural Products	Punjab / Haryana	M/s. Heritage, Shop No. 127, New Anaj Mandi, Tarorari, District Karnal 132116, Haryana
3	Phulkari	Handicrafts	Punjab / Haryana	Punjab Small Industries & Export Corporation Ltd., 18, Himalaya Marg, Udyog Bhawan, Sector-17, Chandigarh
4	Jamnagar Petrol	Petroleum Products	Gujarat	Reliance Industries Limited, Maker Chamber - IV, 3rd Floor, 222, Nariman Point, Mumbai - 400021

5	Jamnagar Fuel	Petroleum Products	Gujarat	Reliance Industries Limited, Maker Chamber - IV, 3rd Floor, 222, Nariman Point, Mumbai - 400021
6	Krishna Godavari Gas	Gas	Andhra Pradesh	Reliance Industries Limited, Maker Chamber - IV, 3rd Floor, 222, Nariman Point, Mumbai - 400021
7	Jamnagar LPG	Petroleum Products	Gujarat	Reliance Industries Limited, Maker Chamber - IV, 3rd Floor, 222, Nariman Point, Mumbai – 400021
8	Jamnagar Diesel	Petroleum Products	Gujarat	Reliance Industries Limited, Maker Chamber IV, 3rd Floor, 222, Nariman Point, Mumbai 21
9	Pisco (Convention Application)	Alcoholic Beverage	Peru	Embassy of Peru, (Ambassador of Peru to India), C-1/24, Vasant Vihar, New Delhi – 110057
10	Poddar Diamond	Jewellery	Maharashtra	M/s.Poddar Diamond Ltd., 117/212-A, Panchratna, Opera House, Mumbai - 400004
11	Kashmir Pashmina	Handicrafts	Jammu & Kashmir	Craft Development Institute, Near Silk Factory, Solina Bazar, Srinagar - 190009, J&K
12	Kashmir Sozani Craft	Textiles	Jammu & Kashmir	Craft Development Institute, Near Silk Factory, Solina Bazar, Srinagar - 190009, J&K
13	Kani Shawl	Textiles	Jammu & Kashmir	Craft Development Institute, Near Silk Factory, Solina Bazar, Srinagar - 190009, J&K
14	Coconut shell crafts of Kerala	Handicrafts	Kerala	Development Commissioner (Handicrafts), Ministry of Textiles, Government of India, West Block No.7, R.K. Puram, New Delhi
15	Screw pine crafts of Kerala	Handicrafts	Kerala	Development Commissioner (Handicrafts), Ministry of Textiles, Government of India, West Block No.7, R.K. Puram, New Delhi

16	Maddalam of Palakkad (Kerala)	Handicrafts (Musical Instruments)	Kerala	Development Commissioner (Handicrafts), Ministry of Textiles, Government of India, West Block No.7, R.K. Puram, New Delhi
17	Swamimalai Bronze icons	Handicrafts	Tamil Nadu	Development Commissioner (Handicrafts), Ministry of Textiles, Government of India, West Block No.7, R.K. Puram, New Delhi
18	Blue Pottery of Jaipur	Handicrafts	Rajasthan	Development Commissioner (Handicrafts), Ministry of Textiles, Government of India, West Block No.7, R.K. Puram, New Delhi
19	Molela Clay Idols	Handicrafts	Rajasthan	Development Commissioner (Handicrafts), Ministry of Textiles, Government of India, West Block No.7, R.K. Puram, New Delhi
20	Kathputlis of Rajasthan	Handicrafts	Rajasthan	Development Commissioner (Handicrafts), Ministry of Textiles, Government of India, West Block No.7, R.K. Puram, New Delhi
21	Chamba Rumal	Textiles	Himachal Pradesh	Himachal Pradesh Patent Information Centre, State Council for Science, Technology & Environment, B-34, SDA Complex, Kasumpti, Shimla - 171009
22	Dharwad Pedha	Milk Products	Karnataka	Thakur's Dharwad Pedha Manufacturers' Welfare Trust, #482, Thakur's building (Near Sri rama Temple), Line Bazaar, Dharwad - 580 001
23	Pokkali Rice	Agricultural Products	Kerala	i) Kerala Agricultural University, K.A.U. P.O, Thrissur Dist, Kerala - 680 656 ii) Pokkali Land Development Agency, N. Paravur, Ernakulam Dist., Kerala - 683513
24	Bastar Iron Craft	Handicrafts	Chhattisgarh	Chhattisgarh Hastshilp Vikas Board, C-35, Ravi Nagar, Raipur, Chhattisgarh

25	Bastar Dhokra	Handicrafts	Chhattisgarh	Chhattisgarh Hastshilp Vikas Board, C-35, Ravi Nagar, Raipur, Chhattisgarh
26	Bastar Wooden Craft	Handicrafts	Chhattisgarh	Chhattisgarh Hastshilp Vikas Board, C-35, Ravi Nagar, Raipur, Chhattisgarh
27	Pipli Applique Work	Wall Hangings made of textiles	Orissa	Orissa State Cooperarive Corporation Limited, D-2 & 3, Industrial Estate, Rasulgarh, Bhubaneshwar
28	Konark Stone Carving	Stone carving	Orissa	Orissa State Cooperarive Corporation Limited, D-2 & 3, Industrial Estate, Rasulgarh, Bhubaneshwar
29	Orissa Pattachitra	Carpets, Rugs, Mats, etc.,	Orissa	Orissa State Cooperarive Corporation Limited, D-2 & 3, Industrial Estate, Rasulgarh, Bhubaneshwar
30	Budiiti Bell & Brass Craft	Bell & Brass metal items	Andhra Pradesh	Sri Vijayadurga Kanchu Ithadi Panivarala Sangham Society, Budhithi Village, Saravakota Mandal, Srikakulam District, A.P. - 532 427
31	Machilipatnam Kalamkari	Textiles, Clothing, Carpets	Andhra Pradesh	Vegetable Hand-block Kalamkari Printers Association, Near Brahmapuram Railway Gate, Agastheswara Puram, Pedana 521 566, Pendana Mandal, Krishna District, A.P.
32	Nirmal Toys and Crafts	Wooden toys	Andhra Pradesh	Nirmal Toys & Arts Industrial Co-operative Society Ltd., Beside Govt. Boys Junior College, Nirmal - 504 106 Dist. Adilabad (A.P.)
33	Thanjavur Doll	Toys	Tamil Nadu	Thanjavur Chamber of Commerce, 18A/2886, Srinivasa Pillai Road, Santhapillai Gate, Thanjavur
34	Leather Toys of Indore	Handicrafts	Madhya Pradesh	Development Commissioner (Handicrafts), Ministry of Textiles, Government of India, West Block No.7,

				R.K. Puram, New Delhi
35	Bagh Prints of Madhya Pradesh	Handicrafts	Madhya Pradesh	Development Commissioner (Handicrafts), Ministry of Textiles, Government of India, West Block No.7, R.K. Puram, New Delhi
36	Banaras Brocades and Sarees	Textiles	Uttar Pradesh	Shri. Lal Chand Ram, President, Banaras Bunkar Samiti, Sharma Katra, Rangoli Garden Chouraha, Near Rangoli Garden Restaurant, Sarnath, Varanasi – 221 007, UP(ii) Dr. Rajnikant, General Secretary, Human Welfare Association, S-15/116, 2 AC. Mawaiya, Sarnath, Varanasi – 221 007, UP
37	Sankheda Furniture	Handicrafts	Gujarat	Development Commissioner (Handicrafts), Ministry of Textiles, Government of India, West Block No.7, R.K. Puram, New Delhi
38	Agates of Cambay	Handicrafts	Gujarat	Development Commissioner (Handicrafts), Ministry of Textiles, Government of India, West Block No.7, R.K. Puram, New Delhi
39	Bell Metal Ware of Datia and Tikamgarh	Handicrafts	Madhya Pradesh	Development Commissioner (Handicrafts), Ministry of Textiles, Government of India, West Block No.7, R.K. Puram, New Delhi
40	Kutch Embroidery	Handicrafts	Gujarat	Development Commissioner (Handicrafts), Ministry of Textiles, Government of India, West Block No.7, R.K. Puram, New Delhi
41	Santiniketan Leather Goods	Leather Goods	West Bengal	Santiniketani Artistic Leather Goods Manufacturer's Welfare Association, Village-Surul, Post Office - Sriniketan (Santiniketan), District - Birbhum, West Bengal - 731 236



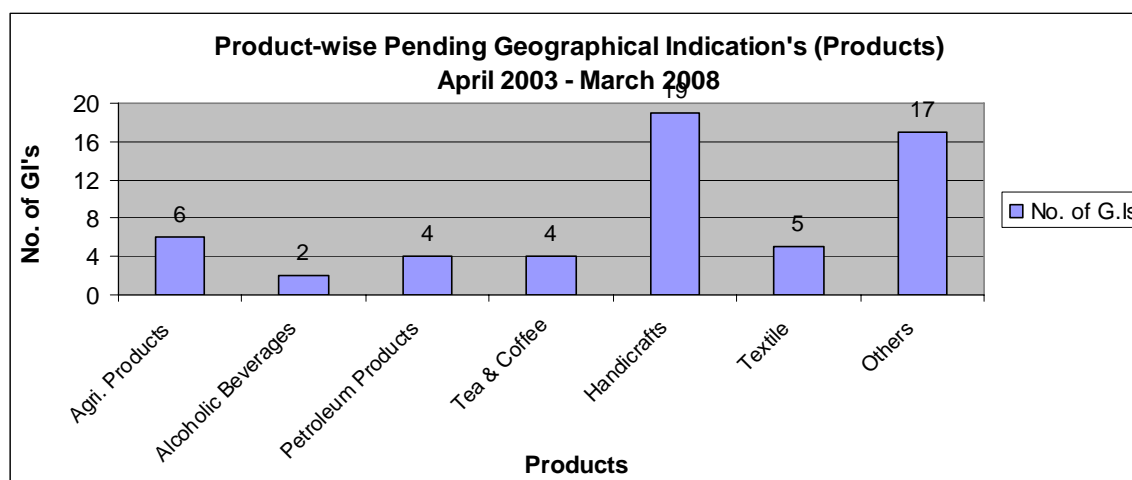
42	Nirmal Furniture	Furniture	Andhra Pradesh	Andhra Pradesh Handicrafts Development Corporation Ltd., "Hastkala Bhavan", Musheerabad, Hyderabad - 20
43	Nirmal Paintings	Paintings & Art Works of Wood	Andhra Pradesh	Andhra Pradesh Handicrafts Development Corporation Ltd., "Hastkala Bhavan", Musheerabad, Hyderabad - 20
44	Andhra Pradesh Leather Puppetry	Leather Goods, Wall Hangings & Toys, Playthings	Andhra Pradesh	Andhra Pradesh Handicrafts Development Corporation Ltd., "Hastkala Bhavan", Musheerabad, Hyderabad – 20
45	Pipli Applique Craft	Samiana/Chandua (Canopy), Jhhalara, Chatti (Traditional Umbrella), Alata (Manual fan used for religious purpose), Garden Umbrella, Taras (used for religious purpose), Textile make Wall Hanging etc.,	Orissa	1. Puri Creative Handicraft Co-operative Society, Regd. No.03/PU/DIC-1988 at Dist-Puri, Orissa rep. by its President, Shri. Devi Prasan Nanda 2. Kulamani Creative Handicraft Co-operative Society, Regd. No.03/PU/DIC-1996, at Dist-Puri, Orissa rep. by its President, Shri. Devi Prasan Nanda
46	Naga Mircha	Chilly	Nagaland	The Secretary, Department of Horticulture & Agriculture, Government of Nagaland, Police Station - Kohima (South), District - Kohima, Nagaland.
47	Eathomozhy Tall Coconut	Agricultural Products	Tamil Nadu	(i) Dr. I. Henry Louis, Chairman, Centre for Innovation and Transfer of Technology, 48 / 2, Gnana Muthagam, Ramanupthoor, Nagercoil - 2, Kanyakumari Dist., Tamil Nadu [Dr. I. Henry Louis, Member, Research and Development Committee, Cocnut Development Board (Ministry of Agriculture, Dept. of Agriculture & Co-operation, Govt. of India, New Delhi)]

48	Laxman Bhog Mango	Agricultural Products	West Bengal	Patent Information Centre, West Bengal State Council of Science & Technology, Department of Science & Technology (DST), GoWB, Bikas Bhavan, North Block, 4th Floor, Salt Lake, Kolkata - 700 091 West Bengal
49	Khirsapati (Himsagar) Mango	Agricultural Products	West Bengal	Patent Information Centre, West Bengal State Council of Science & Technology, Department of Science & Technology (DST), GoWB, Bikas Bhavan, North Block, 4th Floor, Salt Lake, Kolkata - 700 091 West Bengal
50	Fazli Mango grown in the district of Malda	Agricultural Products	West Bengal	Patent Information Centre, West Bengal State Council of Science & Technology, Department of Science & Technology (DST), GoWB, Bikas Bhavan, North Block, 4th Floor, Salt Lake, Kolkata - 700 091 West Bengal
51	Assam Tea	Tea	Assam	Tea Board, 14, B.T.M. Sarani (Brabourne Road), P.O. Box No.2172, Kolkata - 700 001, India
52	Nilgiri Tea	Tea	Tamil Nadu	Tea Board, 14, B.T.M. Sarani (Brabourne Road), P.O. Box No.2172, Kolkata - 700 001, India
53	Nilgiri (Orthodox) Logo	Tea	Tamil Nadu	Tea Board, 14, B.T.M. Sarani (Brabourne Road), P.O. Box No.2172, Kolkata - 700 001, India
54	Assam (Orthodox) Logo	Tea	Assam	Tea Board, 14, B.T.M. Sarani (Brabourne Road), P.O. Box No.2172, Kolkata - 700 001, India
55	Lucknow Chikan Craft	Handicrafts	Uttar Pradesh	(i) Shri. Markandey Singh, Special Secretary, Small Scale Industry, U.P. Govt., Shri. Lal Bahadur Shastri Bhawan, U.P. Secretariat, Lucknow - 226 001 & Managing Director, U.P. Export Corporation Ltd., 2, Rana Pratap Marg, Moti

				<p>Mahal, Lucknow-226001  (ii) Shri. Anil K. Singh, Chief Executive Officer, Network of Entrepreneurship &amp; Economic Development (NEED), 39-Neel Vihar, Sector-14, Near Power House, Indira Nagar, Lucknow-226016(iii)  Shri. Anshumali Tandon, Secretary, Lucknow Chikan Handicraft Association, II Floor, Ganpati Bhawan, 5, Khun Khunji Road, Lucknow-226003(iv)  Shri. Indra Bhushan, Secretary, Shilpa Sadhana, 14, Ram Block, sector-11, Rajajipuram, Lucknow-226017</p>
56	Goan Cashew Feni	Alcoholic Beverage	Goa	<p>The Goa Cashew Feni Distillers &amp; Bottlers Association, D3/26, Tivim Industrial Estate, Karaswado Mapusa, Goa - 403 507.</p>
				<p>Department of Science, Technology &amp; Environment, Govt. of Goa, Opposite Saligao Seminary, Saligao, Bardez, Goa - 403 511.</p>
57	Tirupathi Laddu	Laddus	Andhra Pradesh	<p>Tirumala Tirupati Devasthanam, TTD Administrative Building, K.T. Road, Tirupathi - 517 501, Andhra Pradesh</p>

**PENDING GEOGRAPHICAL INDICATIONS (PRODUCTS)  
FROM THE YEAR 2003 – 2008**

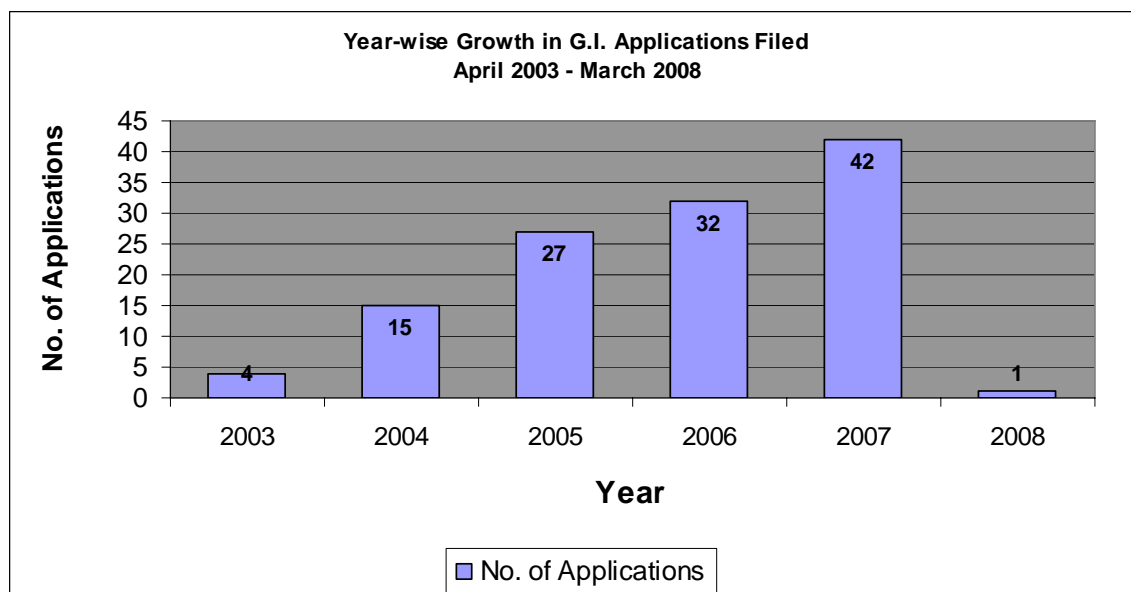
<b>Product</b>	<b>No. of G.Is</b>
Agri. Products	6
Alcoholic Beverages	2
Petroleum Products	4
Tea & Coffee	4
Handicrafts	19
Textile	5
Others	17
<b>TOTAL</b>	<b>57</b>



## ANNEXURE – IV

**GEOGRAPHICAL INDICATION APPLICATION FILED FROM THE YEAR 2003 TO  
2008**

<b>Year</b>	<b>No. of Applications</b>
2003	4
2004	15
2005	27
2006	32
2007	42
2008	1



#### ANNEXURE –V

#### LIST OF REGISTRATION CERTIFICATES ISSUED DURING THE YEAR 2007 – 2008

App. No.	Geographical Indications	Product	State	Applicant Name & Address	Registered on
1	Madhubani Painting	Paintings	Bihar	Director of Industries, Vikas Bhawan, Department of Industries, Bihar, Patna	16.05.2007
2	Thanjavur Painting	Paintings	Tamil Nadu	Thanjavur Oviya Padugappu Sangam, 17/58, Manojiyappa Veedhi, Thanjavur	16.05.2007
3	Silver Filigree of Karimnagar	Handicrafts	Andhra Pradesh	Karimnagar Silver Filigree Handicrafts Mutually Aided Co-Operative Welfare Society Limited, No.4-5-38, Fathepura, Karimnagar - 505001	16.05.2007
4	Alleppey Coir	Coir Products	Kerala	Coir Board, Ministry of Agro & Rural Industries, Government of India, Cochin	16.05.2007
5	Mysore Malligae	Horticulture	Karnataka	Directory of Horticulture, Department of Horticulture, Govt. of Karnataka,	16.05.2007

				Biotechnology Centre, Hulimavu, PB No. 7648, Bangalore –560076	
6	Udupi Malligae			Directory of Horticulture, Department of Horticulture, Govt. of Karnataka, Biotechnology Centre, Hulimavu, PB No. 7648, Bangalore – 560076	16.05.2007
7	Hadagali Malligae			Directory of Horticulture, Department of Horticulture, Govt. of Karnataka, Biotechnology Centre, Hulimavu, PB No. 7648, Bangalore – 560076	16.05.2007
8	Muga Silk	Textiles	Assam	Assam Science Technology and Environment Council, 3rd Floor, City Cooperative Building, U.N.B. Road, Silpukhuri, Guwahati - 781003, Assam	13.07.2007
9	Temple Jewellery of Nagercoil	Handicrafts	Tamil Nadu	Development Commissioner (Handicrafts), Ministry of Textiles, Government of India, West Block No.7, R.K. Puram, New Delhi	13.07.2007
10	Navara Rice	Agricultural Products	Kerala	Navara Eco Farm, Karukamani Kalast, Chittur College, P.O., Palakkad – 678 104, Kerala	24.09.2007
11	Palakkadan Matta Rice	Agricultural Products	Kerala	Palakkadan Matta Farmers Producer Company Limited, Karukamanikalam, Chittur College P.O., Palakkad - 678104	24.09.2007
12	Thanjavur Art Plate	Handicrafts	Tamil Nadu	Development Commissioner (Handicrafts), Ministry	24.09.2007

				of Textiles, Government of India, West Block No.7, R.K. Puram, New Delhi	
13	Ilkal Sarees	Textiles	Karnataka	Commissioner for Textile Development & Director of Handlooms & Textiles, Government of Karnataka, No. 14/3A, 3rd Floor, R.P. Building, Nrupatunga Road, Bangalore - 560001	24.09.2007
14	Applique (Khatwa) Work of Bihar	Handicrafts	Bihar	Development Commissioner (Handicrafts), Ministry of Textiles, Government of India, West Block No.7, R.K. Puram, New Delhi	06.11.2007
15	Sujini Embroidery Work of Bihar			Development Commissioner (Handicrafts), Ministry of Textiles, Government of India, West Block No.7, R.K. Puram, New Delhi	06.11.2007
16	Sikki Grass Work of Bihar			Development Commissioner (Handicrafts), Ministry of Textiles, Government of India, West Block No.7, R.K. Puram, New Delhi	06.11.2007
17	Malabar Pepper	Agricultural Products	Kerala	Spices Board, Ministry of Commerce & Industry, Sugandha Bhavan, N.H. Bye-Pass, P.B. No.2277, Palarivattom, Cochin-25	21.02.2008
18	Allahabad Surkha Guava	Guava	Uttar Pradesh	Diversified Agriculture Support Project, 4th Floor, PICUP Bhawan, Vibhuti Khand, Gomtinagar, Lucknow - 226010	21.01.2008

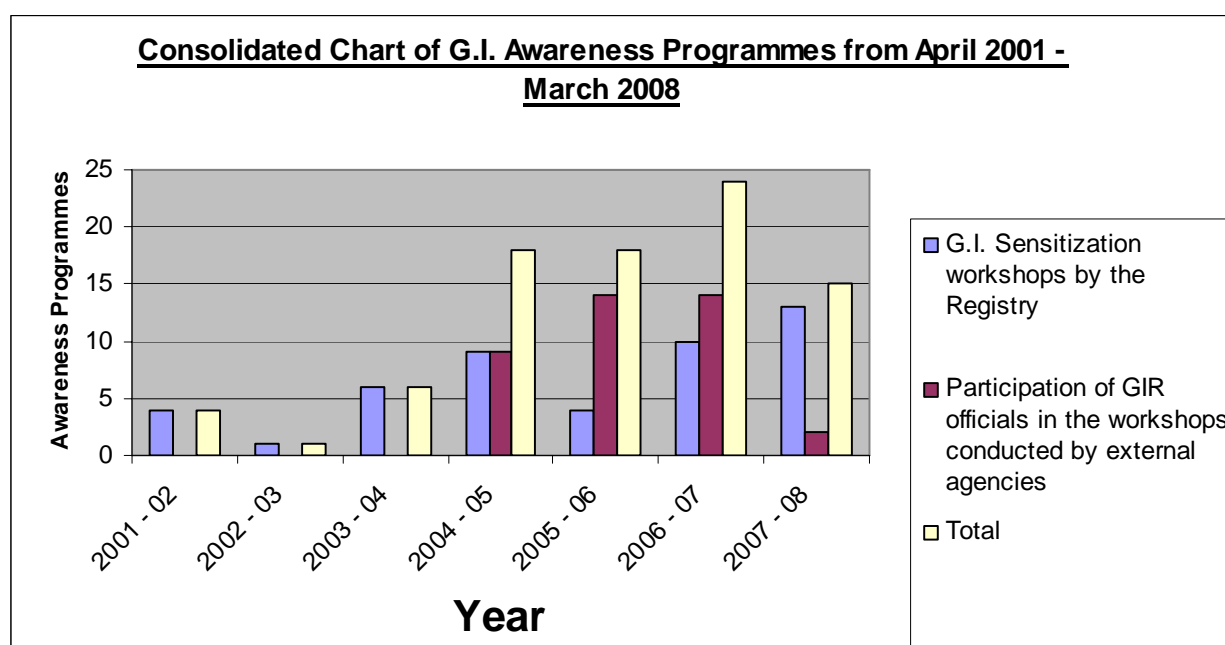
19	Nakshi Kantha	Textiles	New Delhi	KAARU – KUL FOUNDATION, F-463, (Khasra No.316), Gali No.2, Lado Sarat, New Delhi - 110030	21.01.2008
20	Ganjifa cards of Mysore (Karnataka)	Handicrafts	Karnataka	Development Commissioner (Handicrafts), Ministry of Textiles, Government of India, West Block No.7, R.K. Puram, New Delhi	28.03.2008
21	Navalgund durries	Textiles	Karnataka	Development Commissioner (Handicrafts), Ministry of Textiles, Government of India, West Block No.7, R.K. Puram, New Delhi	28.03.2008
22	Karnataka bronze ware	Handicrafts	Karnataka	Development Commissioner (Handicrafts), Ministry of Textiles, Government of India, West Block No.7, R.K. Puram, New Delhi	28.03.2008
23	Alleppey Green Cardamom	Agricultural Products	Kerala	Spices Board, Ministry of Commerce & Industry, Sugandha Bhavan, N.H. Bye-Pass, P.B. No.2277, Palarivattom, Cochin-25	28.03.2008
24	Molakalmuru Sarees	Textiles	Karnataka	Commissioner for Textile Development & Director of Handlooms & Textiles, Government of Karnataka, No. 14/3A, 3rd Floor, R.P. Building, Nrupatunga Road, Bangalore – 560001	28.03.2008
25	Coorg Green Cardamom	Agricultural Products	Karnataka	Spices Board, Ministry of Commerce & Industry, Sugandha Bhavan, N.H. Bye-Pass, P.B. No.2277, Palarivattom, Cochin-25	28.03.2008



26	Monsooned Malabar Arabica Coffee	Coffee	Karnataka	Coffee Board, No. 1, Dr. Ambedkar Veedhi, Bangalore - 560 001, Karnataka, India.	28.03.2008
27	Arani Silk	Sarees and Rumal	Tamil Nadu	Department of Handlooms and Textiles, Government of Tamil Nadu, Kuralagam II Floor, Chennai - 600 108	28.03.2008
28	Kovai Kora Cotton Sarees	Sarees and Rumal	Tamil Nadu	Department of Handlooms and Textiles, Government of Tamil Nadu, Kuralagam II Floor, Chennai - 600 108	28.03.2008
29	Salem Silk	Textiles	Tamil Nadu	Department of Handlooms and Textiles, Government of Tamil Nadu, Kuralagam II Floor, Chennai - 600 108	28.03.2008
30	East India Leather	Leather	Tamil Nadu	(a) The Trichy Tanners Association Society Registration No.33/88, No.10, Pudukkottai Road, Sembattu, Trichy - 620 007 (TN) (b) The Dindigul Tanners Association Society Registration No.38/85, 227/86, B Madurai Road, Begambur, Dindigul. (TN)	28.03.2008
31	Monsooned Malabar Robusta Coffee	Coffee	Karnataka	Coffee Board (Ministry of Commerce & Industry, Govt. of India), Coffee Board, No. 1, Dr. Ambedkar Veedhi, Bangalore - 560 001, Karnataka, India.	28.03.2008

**DETAILS OF AWARENESS PROGRAMMES CONSOLIDATED CHART OF GI  
AWARENESS PROGRAMMES 2001-2008**

Year	G.I. Sensitization workshops by the Registry	Participation of GIR officials in the workshops conducted by external agencies	Total
2001-2002	4	-	4
2002-2003	1	-	1
2003-2004	6	-	6
2004-2005	9	9	18
2005-2006	4	14	18
2006-2007	10	14	24
2007-2008	13	2	15
<b>Grand Total</b>	<b>47</b>	<b>39</b>	<b>86</b>





GIR Sensitization Workshop on Protection of Geographical Indications at Kodaikanal on 09.02.2008, in coordination with Mother Teresa University



Consultative group meeting of GI application No. 4 , Shantiniketan leather Goods.

**ANNEXURE – VII****PLAN - EXPENDITURE STATEMENT 2007 – 08**

<b>2007 - 08</b>	<b>Sanctioned Amount</b>	<b>Amount Spent</b>
Non-Plan Rs.	Rs.60,00,000	59,70,000

**REVENUE STATEMENT 2007 – 08**

<b>YEAR</b>	<b>APPLICATIONS</b>	<b>JOURNAL (Rs)</b>	<b>OTHERS (Rs)</b>	<b>TOTAL (Rs)</b>
2007 - 2008	2,55,000	86,000	77,960	4,18,960

**ANNEXURE – VIII****DETAILS OF STAFF STRENGTH OF GIR AS ON 31<sup>st</sup> MARCH 2008**

<b>S. No</b>	<b>Approved and Created</b>	<b>No. of Posts</b>
1	Senior Joint Registrar (16,400-450-20,900/-)	1
2	Assistant Registrar (10,000-325-15,200/-)	1
3	Senior Examiner (8,000-275-13,500/-)	1
4	Stenographer Grade 'D' (4000-100-6000)	1
5	Lower Division Clerk (3050-75-3950-80-4950)	1
6	Data Entry Operator (3050-75-3950-80-4950)	1
7	Duftary /Peon (2,550 – 50- 3,200/-)	1

**ANNUAL REPORT  
OF THE PATENT INFORMATION  
SYSTEM/NIIPM (FORMERLY IPTI) FOR  
THE YEAR 2007-08**

# PATENT INFORMATION SYSTEM (PIS), NAGPUR

## INTRODUCTION

The office of the Patent Information System was established in 1980 in the city of geographical center of the country, Nagpur. The PIS maintains a comprehensive collection of patent specifications and patent related literature on a world-wide basis and provides technological information contained in patent or patent related literature through search services and patent copy supply services to various users of R&D establishments, government offices Pvt. Industries business inventors and other users within India.

## SERVICES OF PIS, NAGPUR

### A. Patent Search services

Office of PIS has introduced & updated various paid patent services on demand with effect from 22 October, 2002. In brief following are the search services.

#### 1. State of Art Search

This service provides bibliographic data and abstract of patent document retrieved under particular field of technology as requested by the user.

#### 2. Bibliographic Search

This search provides only bibliographic data of patent documents retrieved.

#### 3. Patent family search/ English equivalent Patent Search

This service provides global picture of protected invention and also provides English language equivalent of the desired patent.

### B. Patent Copy Supply Service

1. PIS, Nagpur provides full text of patent documents of foreign countries at the rate of Rs. 300/- per patent document (irrespective of page) available in the PIS, Nagpur.
2. Patent documents of a particular country which are not available in PIS Nagpur are procured from WIPO, Geneva on demand @ **Rs. 30/- per copy.**
3. Xerox copy of Indian patent specification are provided at the rate of **Rs. 30/- + Rs. 4/- per page.**

During the period from 1<sup>st</sup> April 2007 to 31<sup>st</sup> March 2008 PIS supplied copies of **152** patent specifications and conducted **54 patent searches**. The expenditure incurred upto 31<sup>st</sup> March 2008 is **Rs. 67,03,714/-** and the revenue earned during this period is **Rs. 44,096/-**

## **NATIONAL INSTITUTE OF INTELLECTUAL PROPERTY MANAGEMENT (NIIPM)**

Intellectual Property Rights like patents, designs, trade marks and geographical indications play an important role in the international trade and commerce and also in industrial, economical and social development of a nation. India has made great progress in the grant and exploitation of Intellectual Property Rights. As a result, IPR-related activities have been on continuous increase in the country for the last several years.

The laws governing intellectual property rights involve complex techno-legal issues. Many complex factors are involved in creation, utilization and meaningful exploitation of Intellectual Property Rights. As such, there is a need for effective tools for improvement in knowledge on IPRs.

The Intellectual Property Training Institute was set up in the premises of Patent Information System, Nagpur by Ministry of Commerce & Industry and Government of India in August, 2002. It is a National Training Center, (the only one of its kind in our country) created for catering to the need of providing quality Training and Education in IPRs to various User-Groups so as to enable them to develop effective IP system.

This institute has been revamped to create a National Institute of Intellectual Property Management (NIIPM). The Foundation stone was laid at Nagpur on **18<sup>th</sup> August' 2007** for construction of a new building.

### **OBJECTIVES**

NIIPM is being developed as a national centre of excellence for training, education, research and think tank in the field of Intellectual Property Rights related issues.

Besides training of Examiners and Controllers/Registrars of Patents, Designs, Trade Marks and Geographical Indications, NIIPM is envisaged to cater to the focussed needs of IP Professionals, IP Managers in the country.

It is also envisaged to impart basic education to IP user community, government functionaries and stake holders involved in creation, commercialization and management of intellectual property rights.

It will also undertake research into IP issues including preparation of study reports and policy analysis papers on subjects of national and international relevance.

NIIPM will also service as a think tank on IPR issues being constituted by the Government of India for policy advice.

### **TRAINING PROGRAMMES**

The Intellectual Property Training Institute/NIIPM, Nagpur conducts number of training programmes on Intellectual Property Rights, Patents, Designs and Trade Marks, keeping in view the requirements of actual and potential users of patents and other intellectual property rights systems. The beneficiaries are business professionals, Law professionals & prospective patent/IPR agents, scientific/technical/R&D organizations engaged in research, Managers and technocrats in industries, Small and medium Entrepreneurs, University professionals, Central and State Govt./Public sector professionals, individual inventors and interested public.

Training courses are mainly categorized into following sections with emphasis on patent system in 1 to 5 days duration training courses. Training programme for examiners of Patents. This course aims to improve the legal and technical ability of examiners and to enhance the qualitative level of the examination.

### **5-days training programme for public**

The course aims to offer to officials of middle management level comprehensive theoretical as well as practical knowledge concerning industrial property.

Course fee is Rs. 1250/-

### **3 –Day training programme**

These courses aim to offer to officials in related to ministries background knowledge and perspectives on intellectual properties and specifically on patent system.

Course fee Rs 750/-

### **2-Day training programme**

Condensed courses for all the above-mentioned users groups are provided.

Course fee Rs 500/-

### **1-Day training programme**

These courses aims to offer preliminary knowledge on intellectual properties, patent information basics to Educational Institutions, University Teachers, Research Students, Inventors and Members of public.

Course fee Rs 150/-

### **Faculties:**

The Faculties for Training Courses are Experts in Intellectual Property Rights from Patent Office & Trade Marks Registry and also from well-known Organizations in the country.

NIIPM(IPTI) has conducted nine programmes 1 day – 1 programme, 2 days – 4 programmes , 3 days – 2 programmes & 5 days – 2 programmes and has generated income of **Rs. 2,34,446/-** against non-plan.

Officers and staff strength and Performance statement of PIS and IPTI/NIIPM for the year 2007-2008 are attached herewith as **Appendix–I&II** respectively.



**SANCTIONED AND WORKING STRENGTH OF THE OFFICE OF THE PATENT  
INFORMATION SYSTEM /NATIONAL INSTITUTE OF INTELLECTUAL PROPERTY  
MANAGEMENT (NIIPM), NAGPUR**

	<b>NAME OF POST</b>	<b>SANCTIONED</b>	<b>WORKING STRENGTH AS ON 31.03.2008</b>
	Gazetted		
1.	Senior Documentation Officer	2	2
2.	Senior Programmer	1*	-
3.	Reprography Officer	1	1
	<b>Total</b>	<b>4</b>	<b>3</b>
1	Non Gazetted Office Superintendent	1	1
2	Senior Documentation Assistant	1	1
3	Junior Documentation Assistant	1	1
4	Junior Reprography Assistant	3	3
5	Assistant Superintendent	1	1
6	Store Assistant	1	1
7	Stenographer	2	2
8	Junior Hindi Translator	1	Vacant
9	Shelf Assistant	1	1
10	Upper Division Clerk	4	3(1 post vacant due to promotion of UDC to Asst. Supdt.)
11	Receptionist	1	**
12	Lower Division Clerk	3	3
13	Hindi Typist	1	1
14	Data Entry Operator	2	2
15	Daftry	2	2
16	Peon	4	3 (1post vacant due to VRS)
17	Farash	1	1
	<b>TOTAL</b>	<b>30</b>	<b>26</b>
	<b>Total of Gazetted &amp; Non- Gazetted</b>	<b>34</b>	<b>29</b>

\* On assignment to Patent Office, Chennai

\*\* Posted at P.O., Mumbai (Note: There is no separate staff sanctioned to NIIPM(IPTI))

**APPENDIX – II**

**PERFORMANCE OF THE OFFICE OF THE PIS AND NIIPM (FORMERLY IPTI)  
NAGPUR FOR THE PERIOD FROM 1<sup>st</sup> APRIL 2008 TO 31<sup>st</sup> MARCH 2008**

<b>1.</b>	Actual expenditure (a) PIS (Non-plan)	Rs. 67,03,714.00
<b>2.</b>	Revenue towards (a) PIS (b) NIIPM( IPTI)	Rs. 44,096.00 Rs. 2,34,446.00
<b>3.</b>	Supply of Patent copies	152 Specification
<b>4.</b>	Patent searches of various types	54 Nos.
<b>5.</b>	Communication & public relation work carried out in r/o IPTI training Programmes/Patent Information System, Nagpur	2333 IP users
<b>6.</b>	Preparation of study material for training programmes	245 Copies
<b>7.</b>	No. of training programmes conducted	One day – 1 programme Two days – 4 programme Three days – 2 programme Five days – 2 programme ----- Total 9 programme

**END**

**Contact details of different Intellectual Property Offices in the country are given below**

**PATENTS**

1. The Patent Office, Intellectual Property Office Building, CP-2 Sector- V, Salt Lake City, Kolkata-700091, **Phone:** 23671945, 1946, 1987, **FAX:** 033-2367-1988  
**e-Mail:** [kolkata-patent@nic.in](mailto:kolkata-patent@nic.in)
2. The Patent Office, Intellectual Property Office Building, G.S.T. Road, Guindy, Chennai-600032, **Phone:** 044-22502081- 84, **FAX:** 044-22502066,  
**e-Mail:** [chennai-patent@nic.in](mailto:chennai-patent@nic.in)
3. The Patent Office, Intellectual Property Office Building, Plot No. 32, Sector 14, Dwarka, New Delhi-110075, **Phone** : 011-28031032, 28031039, 28031044, 28031053, **FAX:** 011-28031583, 28031432  
**e-Mail:** [delhi-patent@nic.in](mailto:delhi-patent@nic.in)
4. Patent Office Boudhik Sampada Bhawan, S.M.Road, Near Antop Hill Post Office, Antop Hill, Mumbai - 400 037. **Phone** : 24137701, 24141026, 24150381, 24148165, 24171457 **FAX** : 24130387  
**e-Mail:** [mumbai-patent@nic.in](mailto:mumbai-patent@nic.in)

**DESIGNS**

The Patent Office (Designs Wing), Intellectual Property Office, CP-2 Sector V, Salt Lake City, Kolkata-700091 Phone No. 033-23671945-46, 23671987 FAX-033-23671988,  
**e-Mail:** [kolkata-patent@nic.in](mailto:kolkata-patent@nic.in)

**Note:** Application for Design can also be received by any of the Patent Offices located at New Delhi, Chennai & Mumbai.

**TRADE MARKS**

1. Office of the Trade Marks Registry, Boudhik Sampada Bhavan, Near Antop Hill Head Post Office, S.M. Road, Antop Hill, Mumbai-400037, **Phone:** 022-24101144/24101177, **Fax:** 0222-24140808
2. Office of the Trade Marks Registry, Intellectual Property Bhavan, Plot No.32, sector 14, Dwarka, Delhi -75. **Phone:** 011-28031838/28032406/28031186, **Fax:** 011-28032381

3. Office of the Trade Marks Registry, IPR Building, GST road, Guindy, Chennai-600 032. **Phone:** 044-22322442/22322359, **Fax:** 044-22322441

4. Office of the Trade Marks Registry, CP-2, Sector V, 5<sup>th</sup> floor, I.P.Bhavan, Salt lake, Kolkatta-700 091. **Phone:** 033-23675974/75, **Fax:** 033-23677311

5. Office of the Trade Marks Registry, 15/27, National Chambers, 1<sup>st</sup> floor, Ashram road, Ahmedabad-380 009. **Phone:** 079-26580567/26587193, **Fax :** 079-26586763

## **GIR**

Geographical Indications Registry, Intellectual Property Office Building, G.S.T. Road, Guindy, Chennai 600032, **Phone :** 044-22502091 - 93, 22502098, **Fax:** 044-22502090  
**e-Mail:** [gir-ipo@nic.in](mailto:gir-ipo@nic.in)

## **PIS/NIIPM(IPTI)**

CGO complex, C Block, Seminary Hills, Nagpur, Maharashtra - 440006  
**e-Mail:** [niipm.ipo@nic.in](mailto:niipm.ipo@nic.in) , [ipti-mh@nic.in](mailto:ipti-mh@nic.in) , [niipmnagpur@yahoo.com](mailto:niipmnagpur@yahoo.com)  
[www.ipindia.nic.in](http://www.ipindia.nic.in) , **Phone:** (91) (0712) 2511380 / 2512040 / 2510088 / 2410535 ,  
**Fax:** (91) (0712) 2512040 / 2510186.

The official website of IPO is [www.ipindia.nic.in](http://www.ipindia.nic.in)