

पेटेंट कार्यालय
शासकीय जर्नल

**OFFICIAL JOURNAL
OF
THE PATENT OFFICE**

निर्गमन सं. 08/2021
ISSUE NO. 08/2021

शुक्रवार
FRIDAY

दिनांक: 19/02/2021
DATE: 19/02/2021

पेटेंट कार्यालय का एक प्रकाशन
PUBLICATION OF THE PATENT OFFICE

INTRODUCTION

In view of the recent amendment made in the Patents Act, 1970 by the Patents (Amendment) Act, 2005 effective from 01st January 2005, the Official Journal of The Patent Office is required to be published under the Statute. This Journal is being published on weekly basis on every Friday covering the various proceedings on Patents as required according to the provision of Section 145 of the Patents Act 1970. All the enquiries on this Official Journal and other information as required by the public should be addressed to the Controller General of Patents, Designs & Trade Marks. Suggestions and comments are requested from all quarters so that the content can be enriched.

(Shri Rajendra Ratnoo)
CONTROLLER GENERAL OF PATENTS, DESIGNS & TRADE MARKS

19nd FEBRUARY, 2021

CONTENTS

<i>SUBJECT</i>	<i>PAGE NUMBER</i>
JURISDICTION	: 8644 – 8645
SPECIAL NOTICE	: 8646 – 8647
EARLY PUBLICATION (DELHI)	: 8648 – 8688
EARLY PUBLICATION (MUMBAI)	: 8689 – 8727
EARLY PUBLICATION (CHENNAI)	: 8728 – 8822
EARLY PUBLICATION (KOLKATA)	: 8823 – 8828
PUBLICATION AFTER 18 MONTHS (DELHI)	: 8829 – 9049
PUBLICATION AFTER 18 MONTHS (MUMBAI)	: 9050 – 9180
PUBLICATION AFTER 18 MONTHS (CHENNAI)	: 9181 – 9365
PUBLICATION AFTER 18 MONTHS (KOLKATA)	: 9366 – 9395
WEEKLY ISSUED FER (DELHI)	: 9396 – 9427
WEEKLY ISSUED FER (MUMBAI)	: 9428 - 9443
WEEKLY ISSUED FER (CHENNAI)	: 9444 – 9479
WEEKLY ISSUED FER (KOLKATA)	: 9480 – 9488
APPLICATION(S) FOR RESTORATION OF LAPSED ATENT(S) [PUBLICATION U/S 61(1) RULE 84(3)(DELHI)]	: 9489
PUBLICATION UNDER SECTION 43(2) IN RESPECT OF THE GRANT (DELHI)	: 9490 – 9505
PUBLICATION UNDER SECTION 43(2) IN RESPECT OF THE GRANT (MUMBAI)	: 9506 – 9513
PUBLICATION UNDER SECTION 43(2) IN RESPECT OF THE GRANT (CHENNAI)	: 9514 – 9527
PUBLICATION UNDER SECTION 43(2) IN RESPECT OF THE GRANT (KOLKATA)	: 9528 – 9534
INTRODUCTION TO DESIGN PUBLICATION	: 9535
DESIGN CORRIGENDUM	: 9536
THE DESIGNS ACT, 2000 SECTION 30 DESIGN ASSIGNMENT	: 9537 – 9538
COPYRIGHT PUBLICATION	: 9539 – 9541
CANCELLATION PROCEEDINGS UNDER SECTION 19 OF THE DESIGNS ACT, 2000 & UNDER RULE 29(1) OF DESIGNS (AMENDMENT) RULES, 2008	: 9542
REGISTRATION OF DESIGNS	: 9543 - 4609

**THE PATENT OFFICE
KOLKATA, 19/02/2021**

Address of the Patent Offices/Jurisdictions

The following are addresses of all the Patent Offices located at different places having their Territorial Jurisdiction on a Zonal basis as shown below:-

<p>1 Office of the Controller General of Patents, Designs & Trade Marks, Boudhik Sampada Bhavan, Near Antop Hill Post Office,S.M.Road,Antop Hill, Mumbai - 400 037</p> <p>Phone: (91)(22) 24123311, Fax : (91)(22) 24123322 E-mail: cgpdtm@nic.in</p>	<p>4 The Patent Office, Government of India, Intellectual Property Rights Building, G.S.T. Road, Guindy, Chennai - 600 032.</p> <p>Phone: (91)(44) 2250 2081-84 Fax : (91)(44) 2250 2066 E-mail: chennai-patent@nic.in</p> <p>❖ The States of Andhra Pradesh, Telangana, Karnataka, Kerala, Tamil Nadu and the Union Territories of Puducherry and Lakshadweep.</p>
<p>2 The Patent Office, Government of India, Boudhik Sampada Bhavan, Near Antop Hill Post Office,S.M.Road,Antop Hill, Mumbai - 400 037</p> <p>Phone: (91)(22) 24137701 Fax: (91)(22) 24130387 E-mail: mumbai-patent@nic.in</p> <p>❖ The States of Gujarat, Maharashtra, Madhya Pradesh, Goa and Chhattisgarh and the Union Territories of Daman and Diu & Dadra and Nagar Haveli</p>	<p>5 The Patent Office (Head Office), Government of India, Boudhik Sampada Bhavan, CP-2, Sector -V, Salt Lake City, Kolkata- 700 091</p> <p>Phone: (91)(33) 2367 1943/44/45/46/87 Fax: (91)(33) 2367 1988 E-Mail: kolkata-patent@nic.in</p> <p>❖ Rest of India</p>
<p>3 The Patent Office, Government of India, Boudhik Sampada Bhavan, Plot No. 32., Sector-14, Dwarka, New Delhi - 110075</p> <p>Phone: (91)(11) 25300200 & 28032253 Fax: (91)(11) 28034301 & 28034302 E.mail: delhi-patent@nic.in</p> <p>❖ The States of Haryana, Himachal Pradesh, Jammu and Kashmir, Punjab, Rajasthan, Uttar Pradesh, Uttaranchal, Delhi and the Union Territory of Chandigarh.</p>	

Website: www.ipindia.nic.in

www.patentoffice.nic.in

All applications, notices, statements or other documents or any fees required by the Patents Act, 1970 and The Patents (Amendment) Act, 2005 or by the Patents (Amendment) Rules, 2006 will be received only at the appropriate offices of the Patent Office.

Fees: The Fees may either be paid in cash or may be sent by Bank Draft or Cheques payable to the Controller of Patents drawn on a scheduled Bank at the place where the appropriate office is situated.

पेटेंट कार्यालय
कोलकाता, दिनांक 19/02/2021

• कार्यालयों के क्षेत्राधिकार के पते

विभिन्न जगहों पर स्थित पेटेंट कार्यालय के पते आंचलिक आधार पर दर्शित उनके प्रादेशिक अधिकार क्षेत्र के साथ नीचे दिए गए हैं:-

<p>1 कार्यालय : महानियंत्रक, एकस्व, अभिकल्प तथा व्यापार चिह्न, एंटोप हिल डाकघर के समीप, एस. एम. रोड, एंटोप हिल, मुम्बई- 400 037, भारत, फोन: (91) (22) 24123311 फ़ैक्स: (91) (22) 24123322 ई. मेल: cgpdmt@nic.in</p>	<p>4 पेटेंट कार्यालय, भारत सरकार इंटेलेक्चुअल प्रॉपर्टी राइट्स बिल्डिंग, इंडस्ट्रियल इस्टेट एसआईडीसीओ आरएमडी गोडाउन एरिया एडजसेन्ट टु ईगल फ्लास्क, जी. एस. टी. रोड, गायन्डी चेन्नई - 600 032. फोन: (91) (44) 2250 2081-84 फ़ैक्स: (91) (44) 2250-2066 ई. मेल: chennai-patent@nic.in ❖ आन्ध्र प्रदेश, तेलंगाना, कर्नाटक, केरल, तमिलनाडु तथा पुडुचेरी राज्य क्षेत्र एवं संघ शासित क्षेत्र, लक्षदीप</p>
<p>2 पेटेंट कार्यालय, भारत सरकार बौद्धिक संपदा भवन, एंटोप हिल डाकघर के समीप, एस. एम. रोड, एंटोप हिल, मुम्बई- 400 037, फोन: (91) (22) 24137701 फ़ैक्स: (91) (22) 24130387 ई. मेल: Mumbai-patent@nic.in ❖ <input type="checkbox"/> गुजरात, महाराष्ट्र, मध्य प्रदेश, गोवा तथा छत्तीसगढ़ राज्य क्षेत्र एवं संघ शासित क्षेत्र, दमन तथा दीव, दावर और नगर हवेली.</p>	<p>5 पेटेंट कार्यालय, भारत सरकार कोलकाता, (प्रधान कार्यालय) बौद्धिक संपदा भवन, सीपी-2, सेक्टर- V, साल्ट लेक सिटी, कोलकाता-700 091, भारत. फोन: (91) (33) 2367 1943/44/45/46/87 फ़ैक्स:/Fax: (91) (33) 2367 1988 ई. मेल: kolkata-patent@nic.in ❖ भारत का अवशेष क्षेत्र</p>
<p>3 पेटेंट कार्यालय, भारत सरकार बौद्धिक संपदा भवन, प्लॉट सं. 32, सेक्टर- 14, द्वारका, नई दिल्ली- 110 075. फोन: (91) (11) 25300200, 28032253 फ़ैक्स: (91) (11) 28034301, 28034302 ई. मेल: delhi-patent@nic.in हरियाणा, हिमाचल प्रदेश, जम्मू तथा कश्मीर, पंजाब, राजस्थान, उत्तर प्रदेश, दिल्ली तथा उत्तरांचल राज्य क्षेत्रों, एवं संघ शासित क्षेत्र चंडीगढ़</p>	

वेबसाइट: <http://www.ipindia.nic.in>
www.patentoffice.nic.in

पेटेंट अधिनियम, 1970 तथा पेटेंट (संशोधन) अधिनियम, 2005 अथवा पेटेंट (संशोधन) नियम, 2006 द्वारा वांछित सभी आवेदन, सूचनाएं, विवरण या अन्य दस्तावेज़ या कोई शुल्क पेटेंट कार्यालय के केवल उपयुक्त कार्यालय में स्वीकृत होंगे। शुल्क: शुल्क या तो नगद रूप में या Controller of Patents के नाम में देय बैंक ड्राफ्ट या चेक के द्वारा भेजी जा सकती है जो उसी स्थान के किसी अनुसूचित बैंक में प्रदत्त हो जहाँ उपयुक्त कार्यालय स्थित है।

SPECIAL NOTICE

18 Months publication as required under Section 11A of the Patents Act, 1970 as amended by the Patents (Amendment) Act, 2005.

Notice is hereby given that any person at any time before the grant of Patent may give representation by way of opposition to the Controller of Patents at appropriate office on the ground and in a manner specified under section 25(1) of the Patents (Amendment) Act, 2005 read with Rule 55 of the Patents (Amendment) Rules, 2006.

Notice is also given that if any interested person requests for copies of the complete specification, drawing and abstract of any application already published, the photocopy of the same can be supplied by the Patent Office as per the jurisdiction on payment of prescribed fees of Rs.8/- per page. If any further details are required to be obtained, the same can be provided by the respective Patent Offices on request.

(Shri Rajendra Ratnoo)
CONTROLLER GENERAL OF PATENTS, DESIGNS & TRADE MARKS

SPECIAL NOTICE

Under the new provision of the Patents Act, 1970 as amended by the Patents (Amendment) Act, 2005 and Rules there under, Publication of the matter relating to Patents in the Official Gazette of India Part III, Section 2 has been discontinued and instead The Official Journal of the Patent Office is being published containing all the activities of The Patent Office such as publication of all the patent applications after 18th months , grant of patents & all other information in respect of the proceedings as required under the provisions of the Patents (Amendment) Act, 2005 and Rules thereunder on weekly basis on every **Friday**.

The Journal is uploaded in the website every Friday. So Paper form and CD-ROM form of the Journal are discontinued from 01/01/2009.

SPECIAL NOTICE

Every effort is being taken to publish all the patent applications under section 11(A) of the Patents Act. However, if duplication of publication of any application is found, then earlier date of publication will be taken for the purpose of provisional protection for applicant and Patent Office will grant Patent not before six months from the date of second publication, provided that there is there is no third party representation.

Early Publication:

The following patent applications have been published under section 11A (2) of The Patents (Amendment) Act 2005 and rule 24A of The Patents (Amendment) Rules, 2006. Any person may file representation by way of opposition to the Controller of Patents at the appropriate office against the grant of the patent in the prescribed manner under section 25(1) of the Patents (Amendment) Act 2005 read with the rule 55 of The Patents (Amendment) Rules, 2006:

(12) PATENT APPLICATION PUBLICATION

(21) Application No.202011006069 A

(19) INDIA

(22) Date of filing of Application :12/02/2020

(43) Publication Date : 19/02/2021

(54) Title of the invention : BIODEGRADABLE FLEXIBLE WRAPPER FOR FRESH PRODUCE

(51) International classification	:B65D0065460000, B65D0085340000, B65D0081260000, B65D0033010000, H04Q0003545000	(71) Name of Applicant : 1)ASHOK CHATURVEDI Address of Applicant :305, 3RD FLOOR, BHANOT CORNER, PAMPOSH ENCLAVE, GK-1,NEW DELHI- 110048,INDIA Delhi India
(31) Priority Document No	:NA	(72) Name of Inventor :
(32) Priority Date	:NA	1)ASHOK CHATURVEDI
(33) Name of priority country	:NA	
(86) International Application No	:NA	
Filing Date	:NA	
(87) International Publication No	: NA	
(61) Patent of Addition to Application Number	:NA	
Filing Date	:NA	
(62) Divisional to Application Number	:NA	
Filing Date	:NA	

(57) Abstract :

The present invention relates to a biodegradable flexible wrapper (100) for fresh produce. The wrapper is made from a biodegradable polymeric substrate (112) in conjunction with modified atmospheric packaging (110) (MAP) so as to facilitate humidity exchange and controlled exchange of the oxygen, carbon dioxide and other gases as required to prevent damage to the products during cultivation, and to enhance production quality by covering the products for preventing damage to the products during cultivation from the harmful insects, ultra-violet sunlight, hot air burns as well as respiration of the products wrapped inside the wrapper (100). Further, a wrapping solution which is eco-friendly and does not lead to environmental pollution and further which does not negatively impact the soil fertility of the farm land.

No. of Pages : 18 No. of Claims : 14

(12) PATENT APPLICATION PUBLICATION

(21) Application No.202011026871 A

(19) INDIA

(22) Date of filing of Application :25/06/2020

(43) Publication Date : 19/02/2021

(54) Title of the invention : SMART SOLAR PANEL MEASUREMENT & MONITORING SYSTEM USING IOT

(51) International classification	:G16H0040630000, A61B0005000000, A61B0005148600, G01R0015140000, F03D0009250000	(71)Name of Applicant : 1)MR. BASANTA MAHATO Address of Applicant :PLOT NO. 20-A, KNOWLEDAE PARK III GREATER NOIDA UTTAR PRADESH-201308, INDIA Uttar Pradesh India 2)MR. DEEPAK SAHU 3)MR. MUAZZAM LAIQ 4)MR. NAVEEN 5)MR. ASHIHS JHA 6)MR VAIBHAV KUMAR
(31) Priority Document No	:NA	(72)Name of Inventor : 1)MR. BASANTA MAHATO 2)MR. DEEPAK SAHU 3)MR. MUAZZAM LAIQ 4)MR. NAVEEN 5)MR. ASHIHS JHA 6)MR VAIBHAV KUMAR
(32) Priority Date	:NA	
(33) Name of priority country	:NA	
(86) International Application No	:NA	
Filing Date	:NA	
(87) International Publication No	: NA	
(61) Patent of Addition to Application	:NA	
Number	:NA	
Filing Date	:NA	
(62) Divisional to Application Number	:NA	
Filing Date	:NA	

(57) Abstract :

India has the lowest capital cost per mw globally to install the solar power plant but due to lack of technology , The power plant facing the biggest problem like fault of solar panel, generation in energy , distribution and also due to this the plant energy efficiency also falling down. These all problems caused by a little bit change in the energy calculation, weather, temperature and also the unidirectional of solar sun ray. We have seen these types of problems not only India but also globally. We require a system for improving the efficiency also the interest of industry (innovation) for monitoring and controlling these entire problem. Hence we prepared an innovative idea based on the latest emerging technology IOT.

No. of Pages : 7 No. of Claims : 8

(12) PATENT APPLICATION PUBLICATION

(21) Application No.202011028898 A

(19) INDIA

(22) Date of filing of Application :07/07/2020

(43) Publication Date : 19/02/2021

(54) Title of the invention : THE BOVINE MILK ORAL ALBUMIN SUPPLEMENT

(51) International classification	:A23L0033190000, A23L0033000000, A61K0035200000, A61K0038380000, A61K0038160000	(71) Name of Applicant : 1)VANDANA RAI Address of Applicant :D-11/19, GROUND FLOOR, ARDEE CITY, SECTOR 52, GURGAON, 122011, HARYANA, INDIA Haryana India
(31) Priority Document No	:NA	(72) Name of Inventor :
(32) Priority Date	:NA	1)VANDANA RAI
(33) Name of priority country	:NA	
(86) International Application No	:NA	
Filing Date	:NA	
(87) International Publication No	: NA	
(61) Patent of Addition to Application Number	:NA	
Filing Date	:NA	
(62) Divisional to Application Number	:NA	
Filing Date	:NA	

(57) Abstract :

The bovine milk oral albumin supplement is provided. The bovine milk oral albumin supplement includes whey protein which includes 80% to 90% w/w whey protein concentrate. The whey protein also includes 10% to 15% w/w whey protein isolate. The whey protein also includes 5% to 10% w/w whey protein hydrolysate. The bovine milk oral albumin supplement being in a powder form. The bovine milk oral albumin supplement is suitable to be consumed orally and via tube feeding, thereby avoiding painful injections to user or patient. The invention provides cost-effective oral albumin supplement using vegetarian source. The consumption of the bovine milk oral albumin supplement helps in critical conditions such as inhibits growth of cancerous cells in cancer treatment, regenerates liver cells in liver disease, supports mental health and helps in AlzheimerTMs and ParkinsonTMs disease during neuro surgeries, fasten recovery of cells in burns and trauma conditions, overcomes albumin losses caused during dialysis and nephritic syndrome, and inhibits the activity of HIV Type 1 virus and enhances immunity.

No. of Pages : 15 No. of Claims : 10

(12) PATENT APPLICATION PUBLICATION

(21) Application No.202011035573 A

(19) INDIA

(22) Date of filing of Application :18/08/2020

(43) Publication Date : 19/02/2021

(54) Title of the invention : COMPOSITION FOR IMPROVING IMMUNITY AGAINST VIRUSES AND MALADIES AND METHOD THEREOF

(51) International classification	:A61K0036810000, A61K0036534000, A23L0002520000, A61K0008970000, A61K0036238000	(71) Name of Applicant : 1)Dr. Deepak Kumar Semwal Address of Applicant :Department of Phytochemistry, Faculty of Biomedical Sciences, Uttarakhand Ayurved University, Harrawala, Dehradun-248001, India Uttarakhand India
(31) Priority Document No	:NA	(72) Name of Inventor :
(32) Priority Date	:NA	1)Dr. Deepak Kumar Semwal
(33) Name of priority country	:NA	2)Dr. Ashutosh Chauhan
(86) International Application No	:NA	3)Mr. Ankit Kumar
Filing Date	:NA	4)Prof. Suresh Chaubey
(87) International Publication No	: NA	5)Prof. Swapnil Singhai
(61) Patent of Addition to Application Number	:NA	6)Dr. Ruchi Badoni Semwal
Filing Date	:NA	7)Prof. Sunil Kumar Joshi
(62) Divisional to Application Number	:NA	8)Prof. Abhimanyu Kumar
Filing Date	:NA	

(57) Abstract :

A composition for improving immunity against maladies and viruses comprises Guduchi/ Giloy stem powder, Haridra rhizome powder, Ashwagandha root powder, peppermint, coffee powder, banana ripe fruit, lemon, coconut water, vinegar, black salt, rock sugar, distilled water and carbonated water. A method comprises steps of, weighting powders of Guduchi, Haridra and Ashwagandha and adding four parts of distilled water, boiling mixture with continuous stirring until volume reduced to one-fourth to make a decoction, filtering decoction by a vacuum filter, preparing a mixture of banana, crushed peppermint, black salt, rock sugar, coffee powder and lemon juice added to coconut water, continuously stirred until all ingredients of the mixture dissolved/ extracted exhaustively, filtering mixture, blending decoction and adding vinegar, and adding carbonated water into the solution for preparing the desired volume of the drink.

No. of Pages : 26 No. of Claims : 10

(12) PATENT APPLICATION PUBLICATION

(21) Application No.202011047642 A

(19) INDIA

(22) Date of filing of Application :31/10/2020

(43) Publication Date : 19/02/2021

(54) Title of the invention : RADIO NETWORK PERFORMANCE OPTIMIZATION SYSTEM AND METHOD

(51) International classification	:H04L0012240000, H04L0012260000, H04W0024040000, H04W0024080000, G05B0019042000	(71) Name of Applicant : 1)Shomenath Roy Chowdhury Address of Applicant :C 314, 1st Floor, Defence Colony, New Delhi 110024, India Delhi India
(31) Priority Document No	:NA	(72) Name of Inventor :
(32) Priority Date	:NA	1)Shomenath Roy Chowdhury
(33) Name of priority country	:NA	
(86) International Application No	:NA	
Filing Date	:NA	
(87) International Publication No	: NA	
(61) Patent of Addition to Application Number	:NA	
Filing Date	:NA	
(62) Divisional to Application Number	:NA	
Filing Date	:NA	

(57) Abstract :

Described herein is a radio network performance optimization system and method. The present invention is configured to improve network performance field processes, network performance solution, network performance data analytics as well as management information. The system includes a field process automation module, a network performance data analytics module and a management module. The field process automation module is configured to automate field processes in a drive testing procedure. The network performance data analytics module is configured to perform centralized automated analytics on the data retrieved from the field process automation module. The management module is configured to provide manage the field process automation module and the network performance data analytics module.

No. of Pages : 42 No. of Claims : 16

(54) Title of the invention : A SYSTEM AND METHOD FOR HASSLE FREE AND SECURE MONETARY TRANSACTIONS BETWEEN ACCOUNTS

<p>(51) International classification</p> <p>(31) Priority Document No</p> <p>(32) Priority Date</p> <p>(33) Name of priority country</p> <p>(86) International Application No Filing Date</p> <p>(87) International Publication No</p> <p>(61) Patent of Addition to Application Number Filing Date</p> <p>(62) Divisional to Application Number Filing Date</p>	<p>:G06Q0030060000, G06Q0040020000, G06Q0020100000, G06Q0020320000, G06Q0030020000</p> <p>:NA</p> <p>:NA</p> <p>:NA</p> <p>:NA</p> <p>:NA</p> <p>:NA</p> <p>:NA</p> <p>:NA</p> <p>:NA</p> <p>:NA</p>	<p>(71)Name of Applicant :</p> <p>1)Dr. ROHIT BANSAL Address of Applicant :S/o. JAGMENDER BANSAL, ASSISTANT PROFESSOR, DEPARTMENT OF MANAGEMENT STUDIES, VAISH COLLEGE OF ENGINEERING, ROHTAK, VAISH EDUCATIONAL COMPLEX, NEAR RAILWAY STATION, ROHTAK, HARYANA 124001, INDIA. Haryana India</p> <p>2)Dr. PACHA. MALYADRI 3)Dr. AKANKSHA SRIVASTAVA 4)Dr. NISHI TYAGI 5)Dr. JANARDHAN PANDURANG BHOSALE 6)Dr. PAWAN KUMAR PODDAR 7)Dr. KANWALVIR SINGH DHINDSA 8)V. NAGARAJ 9)K. NANDAKUMAR 10)S. GOKULAKRISHNAN 11)Dr. S. M. ABDUL MANNAN HUSSAIN</p> <p>(72)Name of Inventor :</p> <p>1)Dr. ROHIT BANSAL 2)Dr. PACHA. MALYADRI 3)Dr. AKANKSHA SRIVASTAVA 4)Dr. NISHI TYAGI 5)Dr. JANARDHAN PANDURANG BHOSALE 6)Dr. PAWAN KUMAR PODDAR 7)Dr. KANWALVIR SINGH DHINDSA 8)V. NAGARAJ 9)K. NANDAKUMAR 10)S. GOKULAKRISHNAN 11)Dr. S. M. ABDUL MANNAN HUSSAIN</p>
--	--	---

(57) Abstract :

The present invention is a banking related invention on the online shopping application. The application is very useful where the buyer can directly buy the products from home via internet on mobile or system. The application reduces lot of work load for customer as well as owner. The transaction of money is completed in real time system. This investigates the entry threshold for providing a new transaction via real options approach. Online Banking is the process consumers go through to purchase products where the payment can pay Services over the Internet. Online banking allows a user to conduct financial transactions via the Internet. Consumers aren't required to visit a bank branch in order to complete most of their basic banking transactions. A customer needs a device, an Internet connection, and a bank card to register. In order to access the service, clients need to register for their bank's online banking service. In order to register, they need to create a password. Once that's done, they can use the service to do all their banking.

No. of Pages : 28 No. of Claims : 4

(12) PATENT APPLICATION PUBLICATION

(21) Application No.202111001311 A

(19) INDIA

(22) Date of filing of Application :12/01/2021

(43) Publication Date : 19/02/2021

(54) Title of the invention : AUTOMATIC HUMAN BODY CLOTH SIZE MEASUREMENT FOR SEWING, WITH REAL TIME HUMAN IMAGES

(51) International classification	:H04N0005225000, G06T0007110000, G06T0007130000, G01B0011140000, A41H0001020000	(71) Name of Applicant : 1)Mr. PARVEEN BISLA Address of Applicant :H.NO.-51, NEAR BISLA CHOPAL, DAYALPUR, TEHSIL-BALLABGARH, FARIDABAD, HARYANA, INDIA-121001 Haryana India
(31) Priority Document No	:NA	(72) Name of Inventor :
(32) Priority Date	:NA	1)Mr. PARVEEN BISLA
(33) Name of priority country	:NA	
(86) International Application No	:NA	
Filing Date	:NA	
(87) International Publication No	: NA	
(61) Patent of Addition to Application Number	:NA	
Filing Date	:NA	
(62) Divisional to Application Number	:NA	
Filing Date	:NA	

(57) Abstract :

A method for automatic human body size measurement with real time human images is disclosed. The method comprising the steps of: capturing a complete body image by mobile camera or web cam or laptop camera with multiple angles with various views. The captured image is uploaded to a mobile device installing with AI based mobile I web application. The synchronization of the body images is carried out and the synchronized image is converted into a single real time three dimensional body real image of the user, on a mobile computing device, upon capturing the various body images, whereby enabling the user to check 3 D real images by rotating the images from various angles. The size selection is performed along with measurement of human body size after freezing the customization .The fitting selections performed with customization and freeze it. After freezing the size, customization & fitting the Real time Human Body image will generate and it will synchronized with CAD. CAD measure all the dimension, profile and fabric is cut with CAD measurements or three dimensional printing technology of an AI based mobile/web application.

No. of Pages : 8 No. of Claims : 4

(12) PATENT APPLICATION PUBLICATION

(21) Application No.202111003302 A

(19) INDIA

(22) Date of filing of Application :25/01/2021

(43) Publication Date : 19/02/2021

(54) Title of the invention : IOT ENABLED DEVICE TO MONITOR THE MOSQUITO PRONE-AREAS BASED ON THE METEOROLOGICAL FACTORS

(51) International classification	:H04L0029080000, G01W0001020000, G01W0001100000, G06F0016290000, G01W0001000000	(71) Name of Applicant : 1)Ankur Dumka Address of Applicant :Women Institute of Technology (Govt.), Dehradun, Uttarakhand, India Uttarakhand India 2)Parag Verma 3)Alaknanda Ashok
(31) Priority Document No	:NA	(72) Name of Inventor :
(32) Priority Date	:NA	1)Ankur Dumka
(33) Name of priority country	:NA	2)Parag Verma
(86) International Application No	:NA	3)Alaknanda Ashok
Filing Date	:NA	
(87) International Publication No	: NA	
(61) Patent of Addition to Application Number	:NA	
Filing Date	:NA	
(62) Divisional to Application Number	:NA	
Filing Date	:NA	

(57) Abstract :

An IoTs enabled device to monitor the dengue prone-areas based on the meteorological factors comprises of a vertical section 09 for integration of the sensors module; wherein the sensors are placed in such a way that all works independently and collect the metrological parameters from the locality or particular geographical location. The sensors devices which needed energy to operate, uses the power generated from the solar panel 03. The system which is collectedly executed on the 09 by using the IOT module 06 transmit the data through wireless to store the data on the storage unit 07, which in absence of any network or communication channel transmit the data through wired mechanism. The stored data on the cloud, through central processing unit by analyzing the various parameters and data helps in predicting the dengue prone areas by analyzing the pre feeding data on particular impact of metrological factor of that geographical location. The combine process or collective process helps in identifying the location and geographical areas which have high chances of having the mosquitos due to change in these metrological factors.

No. of Pages : 13 No. of Claims : 9

(12) PATENT APPLICATION PUBLICATION

(21) Application No.202111003485 A

(19) INDIA

(22) Date of filing of Application :26/01/2021

(43) Publication Date : 19/02/2021

(54) Title of the invention : ULTRASONIC SENSOR BASED FOUR-WHEELER AUTOMATED INDICATOR BLINKING SYSTEM

(51) International classification	:G01S0015931000, B60Q0001000000, H04L0029080000, B60Q0001340000, G01S0015880000	(71) Name of Applicant : 1)Suraj Arya Address of Applicant :Suraj Arya , Address: H.no 72 , Aggarwal Colony , Near Sagar manni School, Barnala road Sirsa , Haryana , India. Haryana India
(31) Priority Document No	:NA	(72) Name of Inventor :
(32) Priority Date	:NA	1)Suraj Arya
(33) Name of priority country	:NA	
(86) International Application No	:NA	
Filing Date	:NA	
(87) International Publication No	: NA	
(61) Patent of Addition to Application Number:	NA	
Filing Date	:NA	
(62) Divisional to Application Number	:NA	
Filing Date	:NA	

(57) Abstract :

The present invention is based on ultrasonic sensor and Arduino UNO. It is an automated side indicator blinking system for four wheelers automobiles like car. This system act on the basis of commands which is send by the Arduino UNO. Programmed Arduino UNO is connected with ultrasonic sensor, Vehicle Power Supply (12V battery). An Ultrasonic sensor is attached with Arduino and fixed on four-wheeler vehicle to measure the distance between car tyre and Ultrasonic sensor. Ultrasonic Sensor will measure the distance and send it to the Arduino UNO. Arduino UNO response according to the value of distance and direct to one of the two relays which is also attached with Arduino UNO to blink four-wheeler Indicators. These relays are also attached with Vehicle Power Supply (12V battery) to get power. It is a fully automated operated system as it is not required any manual involvement for indicator blinking.

No. of Pages : 29 No. of Claims : 8

(12) PATENT APPLICATION PUBLICATION

(21) Application No.202111004571 A

(19) INDIA

(22) Date of filing of Application :03/02/2021

(43) Publication Date : 19/02/2021

(54) Title of the invention : An Efficient and Cost Effective System Design for Low Cost Cloud Resource Management

(51) International classification	:H04L0009320000, H04L0029080000, G16H0050800000, G16H0050200000, B42D0025240000	(71) Name of Applicant : 1)MR. ABHIRUP KHANNA Address of Applicant :SCHOOL OF COMPUTER SCIENCE UNIVERSITY OF PETROLEUM AND ENERGY STUDIES (UPSES) ENERGY ACRES, VIA PREMNAGAR, BIDHOLI, DEHRADUN UTTARAKHAND, INDIA-248007 Uttarakhand India
(31) Priority Document No	:NA	2)MR. TANUPRIYA CHOUDHURY
(32) Priority Date	:NA	(72) Name of Inventor :
(33) Name of priority country	:NA	1)MR. ABHIRUP KHANNA
(86) International Application No	:NA	2)MR. TANUPRIYA CHOUDHURY
Filing Date	:NA	3)MS. AVITA KATAL
(87) International Publication No	: NA	4)MR. CHIRANJIT DUTTA
(61) Patent of Addition to Application Number	:NA	
Filing Date	:NA	
(62) Divisional to Application Number	:NA	
Filing Date	:NA	

(57) Abstract :

The COVID 19 virus is increasing rapidly and currently affecting around 208 countries [1] In order to minimize the transmission of COVID 19 pandemic, several countries have imposed different measures like social distancing and had shut down economic, activities for a period. In order to resume the economic activity, several countries have introduced different types of contact tracing applications with success. However, contact-tracing application is a reactive method as it breaks the existing chains of transmission of disease. Therefore, contact-tracing applications are not suitable for proactively preventing the spread of disease. The idea of an immunity passport is introduced in order to check whether an individual is fit for travelling or not. Several parameters like COVID 19 test results, blood pressure, age groups, medical ailments, gender, source location, diabetes, respiratory problems and cardiovascular problems are considered before issuing immunity passports to the individuals. The results of the above parameters are taken and fuzzy logic is applied to the result to get the score. There are different types of immunity passport presented uses the concept of consortium blockchain and a combination proof of work and proof of stake consensus algorithms. The framework provides a distributed infrastructure supporting the issuance of immunity passports by health authorities and their verification by different stakeholders like visa authorities etc.

No. of Pages : 12 No. of Claims : 3

(54) Title of the invention : ROBOTIC ARTIFICIAL FLOWERS

(51) International classification	:A41G0001000000, A47G0007070000, A41G0001020000, A47G0007000000, A47G0007060000	(71) Name of Applicant : 1)DANISH AHMED Address of Applicant :08,SECTOR-E1 JEELANABAD PEER BAGH,SRINAGAR-190014,(J & K) Jammu & Kashmir India
(31) Priority Document No	:NA	(72) Name of Inventor : 1)DANISH AHMED
(32) Priority Date	:NA	
(33) Name of priority country	:NA	
(86) International Application No	:NA	
Filing Date	:NA	
(87) International Publication No	: NA	
(61) Patent of Addition to Application Number	:NA	
Filing Date	:NA	
(62) Divisional to Application Number	:NA	
Filing Date	:NA	

(57) Abstract :

The innovation done is a modification of the oldest display decorative item, i.e. artificial flowers. We often see that people decorate their houses, especially the guest sitting room with either natural or artificial flowers. Although the artificial flowers do not feel or smell like the natural flowers, yet are preferred as they last for a long time and do not need care like watering. Sometimes, the artificial flowers fade out in colour or we get bored with them, with the result that we dispose them off and buy new ones. The innovation is done for robotic artificial flowers which are bidden in the mechanised vase made out of aluminium, but come out as somebody enters the room. The setup works on electricity. The device has a small electric noiseless motor fitted at the base. A threaded shaft is coupled with the motor, which is a geared motor having a slow speed of rotation of 15 rpm. A copper nut with a washer is mounted on this shaft. The motor has a two way direction of rotation. The flower stems are connected to the nut and washer ring. As the shaft rotates, the nut and washer ring also move along with the attached flower stems in a vertical direction. A motion sensor with a timer is attached to the motor. The timer is adjusted in such a way that the complete bunch of flowers comes out when a motion is detected and then stops. The whole system runs on 220V AC and consumes negligible power and hence can be connected to an inverter system already present in the house. This is a new idea of decorative artificial flowers and is very pleasing for the guests. After some time, if we become bored with the old flowers, they can be easily changed by detaching them from the holding nut and washer and putting in a new bunch of flowers. The mechanised vase which is made of aluminium can be placed in any other decorative vase of our choice.

No. of Pages : 8 No. of Claims : 2

(12) PATENT APPLICATION PUBLICATION

(21) Application No.202111005672 A

(19) INDIA

(22) Date of filing of Application :10/02/2021

(43) Publication Date : 19/02/2021

(54) Title of the invention : A SYSTEM OF SELECTION QUERY PROCESSING OPTIMIZATION OVER ENCRYPTED DATABASE USING PREVIOUS OUTCOMES KNOWLEDGE BASE

(51) International classification	:G06F0021620000, H04L0029060000, H04L0029080000, G06F0021600000, G16B0050000000	(71) Name of Applicant : 1)JITENDRA SINGH RAUTHAN Address of Applicant :ASSISTANT PROFESSOR, DEPARTMENT OF COMPUTER SCIENCE AND ENGINEERING, G.B. PANT INSTITUTE OF ENGINEERING & TECHNOLOGY, PAURI GARHWAL, INDIA Uttarakhand India
(31) Priority Document No	:NA	2)DR. KUNWAR SINGH VAISLA
(32) Priority Date	:NA	3)DR. HARVENDRA SINGH BHADAURIA
(33) Name of priority country	:NA	(72) Name of Inventor :
(86) International Application No	:NA	1)JITENDRA SINGH RAUTHAN
Filing Date	:NA	2)DR. KUNWAR SINGH VAISLA
(87) International Publication No	: NA	3)DR. HARVENDRA SINGH BHADAURIA
(61) Patent of Addition to Application Number:	:NA	
Filing Date	:NA	
(62) Divisional to Application Number	:NA	
Filing Date	:NA	

(57) Abstract :

Database-as-a-Service (DBaaS) model is concerned about the confidentiality of the data. The cloud storage server providers should not have permissions to access the data owners private and sensitive data in the form of plain text. sensitive and private Data should be strongly encrypted before they are stored in the cloud storage databases. Query processing and computation over encrypted databases by the cloud storage server providers is not that straight-forward. Many academicians and researchers work have been done on this problem. The most common objective is to let the cloud storage servers obtain the selection outcomes without leaking information about the plain data. In present solutions, the selection query outcomes are simply dumped by the server after the query answer is returned to the data owners. In this paper we proposed to make use of such previous outcomes of selections queries to improve the processing speed for new queries. So, we developed an indexing mechanism called Previous Outcomes Knowledge Base (POKB) to improve the processing speed of selection queries with comparison predicate(s) in context of Encrypted DBMS. All queries operations related to POKB are performed by the cloud storage server only. In our experimental studies, POKB can decrease the processing cost by orders of magnitudes compared to the cases, when POKB is not used.

No. of Pages : 29 No. of Claims : 7

(12) PATENT APPLICATION PUBLICATION

(21) Application No.202111005673 A

(19) INDIA

(22) Date of filing of Application :10/02/2021

(43) Publication Date : 19/02/2021

(54) Title of the invention : A SYSTEM FOR THE ENHANCEMENT OF PERFORMANCE OF CONVENTIONAL SOLAR AIR COLLECTOR

(51) International classification	:G01B0011300000, G11C0016080000, F28F0001420000, H01S0003230000, B24B0037040000	(71) Name of Applicant : 1)RAVI KANT RAVI Address of Applicant :MECHANICAL ENGINEERING DEPARTMENT, G.B. PANT INSTITUTE OF ENGINEERING AND TECHNOLOGY, PAURI GARHWAL, UTTARAKHAND- 246194, INDIA Uttarakhand India
(31) Priority Document No	:NA	2)CHANDRAVEER SINGH
(32) Priority Date	:NA	(72) Name of Inventor :
(33) Name of priority country	:NA	1)RAVI KANT RAVI
(86) International Application No	:NA	2)CHANDRAVEER SINGH
Filing Date	:NA	
(87) International Publication No	: NA	
(61) Patent of Addition to Application Number	:NA	
Filing Date	:NA	
(62) Divisional to Application Number	:NA	
Filing Date	:NA	

(57) Abstract :

This present invention provides technique that affects the fluid flow characteristics of a roughened double pass duct provided with a combination of discrete multi V and staggered shaped ribs to examine various performance parameters of the influence on heat transfer. The operating parameters in the probe i.e. Reynolds number (Re) range from 3000 to 21000, Relative inclined gap distance (lg/Lv) from 0.4 to 0.8 and angle of attack (a) from 30° to 75° while the other roughness parameters are kept as constant. The Nusselt number, friction factor and thermo-hydraulic performance for the artificially roughened double pass duct have been investigated. The results have also been correlated with that of double pass channel without roughness and considerable enhancements in performance of the duct has been achieved. Further, based on the experimental results, the optimum values of roughness and operating parameters have also been identified.

No. of Pages : 29 No. of Claims : 5

(12) PATENT APPLICATION PUBLICATION

(21) Application No.202111005723 A

(19) INDIA

(22) Date of filing of Application :10/02/2021

(43) Publication Date : 19/02/2021

(54) Title of the invention : AN IOT BASED AUTONOMOUS FIREFIGHTING DRONE THROUGH MACHINE LEARNING

(51) International classification	:B64C0039020000, G08B0017120000, B64D0047080000, A62C0003020000, G05D0001000000	(71) Name of Applicant : 1)Dr. Abhay Kumar Agarwal Address of Applicant :Department of Computer Science and Engineering, Kamla Nehru Institute of Technology, Sultanpur, U.P. Uttar Pradesh India
(31) Priority Document No	:NA	2)Dr. Kanta Prasad Sharma
(32) Priority Date	:NA	3)Dr. Chander Kant
(33) Name of priority country	:NA	4)Alka Choudhary
(86) International Application No	:NA	(72) Name of Inventor :
Filing Date	:NA	1)Dr. Abhay Kumar Agarwal
(87) International Publication No	: NA	2)Dr. Kanta Prasad Sharma
(61) Patent of Addition to Application Number	:NA	3)Dr. Chander Kant
Filing Date	:NA	4)Alka Choudhary
(62) Divisional to Application Number	:NA	
Filing Date	:NA	

(57) Abstract :

The present invention is related to an autonomous drone (100) for firefighting. The drone 5 (100) is capable of flying to a high altitude and extinguishing the fire present in the highrise buildings. The autonomous drone (100) comprises of the high-definition camera (104) and the thermal imaging camera (106) which are used for capturing the visuals in real-time. The thermal imaging camera (106) can enable the drone (100) to see through the wall of smoke and identify the exact location of the fire. The hydrant material stored 10 in the storage tank (108) is sprayed upon the location of the fire using the nozzle (110) which is a high-pressure nozzle (110). The drone (100) is capable of communication with the person flying the drone (100) through a microcontroller present in the control unit (114).

No. of Pages : 16 No. of Claims : 6

(12) PATENT APPLICATION PUBLICATION

(21) Application No.202111005803 A

(19) INDIA

(22) Date of filing of Application :11/02/2021

(43) Publication Date : 19/02/2021

(54) Title of the invention : ADJUSTABLE SEATING ASSEMBLY

(51) International classification	:A47C0031120000, B62J0001120000, A45B0011000000, A47C0031000000, A47C0001126000	(71) Name of Applicant : 1)SHARDA UNIVERSITY Address of Applicant :32-34, Knowledge Park III, Greater Noida, 201310, Uttar Pradesh (UP), India Uttar Pradesh India
(31) Priority Document No	:NA	(72) Name of Inventor :
(32) Priority Date	:NA	1)Dr Gaurav Saini
(33) Name of priority country	:NA	2)Sanjog Chhetri Sapkota
(86) International Application No	:NA	
Filing Date	:NA	
(87) International Publication No	: NA	
(61) Patent of Addition to Application Number	:NA	
Filing Date	:NA	
(62) Divisional to Application Number	:NA	
Filing Date	:NA	

(57) Abstract :

The present invention provides an adjustable seating assembly (1000) comprising a seating platform (200) and a plurality of supporting posts (400) which extends vertically from the platform (200). Each of the supporting posts (400) has a first non-folding support member (410) connected to the platform (200) and a second folding support member (420) pivotally connected to the first non-folding support member (410). The second folding support member (420) folds and unfolds at an angle such that longitudinal folding of the second folding support member (420) serves as a base of the adjustable seating assembly (1000) and upon unfolding, the second folding support member (420) extends vertically to adjust height of each of the supporting posts (400). A method of manufacturing the adjustable seating assembly (1000) is also provided.

No. of Pages : 21 No. of Claims : 6

(12) PATENT APPLICATION PUBLICATION

(21) Application No.202111005826 A

(19) INDIA

(22) Date of filing of Application :11/02/2021

(43) Publication Date : 19/02/2021

(54) Title of the invention :SYSTEM TO DETERMINE AVAILABILITY AND MEAN-TIME FOR SYSTEM FAILURE OF A BRIQUETTE MACHINE"

(51) International classification	:G05B0023020000, G06F0011200000, G06F0011140000, C02F0011140000, H04J0014020000	(71) Name of Applicant : 1)REENA GARG Address of Applicant :H.NO.: 2538, SEC 16, FARIDABAD, HARYANA, INDIA-121002 Haryana India 2)DIVESH GARG
(31) Priority Document No	:NA	(72) Name of Inventor :
(32) Priority Date	:NA	1)REENA GARG
(33) Name of priority country	:NA	2)DIVESH GARG
(86) International Application No	:NA	
Filing Date	:NA	
(87) International Publication No	: NA	
(61) Patent of Addition to Application Number	:NA	
Filing Date	:NA	
(62) Divisional to Application Number	:NA	
Filing Date	:NA	

(57) Abstract :

Described herein is a system (200) for inspection of the breakdown of a briquette machine reveals the feasibility of the machine under the supervision of either ordinary or expert repairmen. Two types of faults are revealed by the repairmen, either minor or major. Minor faults are repaired immediately by the same repairmen, but whenever a major fault is held, the machine's fault will be handled by an expert person. The present system determines mean-time for system failure, availability, and profit using Regenerative point graphical technique (RPGT).

No. of Pages : 18 No. of Claims : 3

(12) PATENT APPLICATION PUBLICATION

(21) Application No.202111005827 A

(19) INDIA

(22) Date of filing of Application :11/02/2021

(43) Publication Date : 19/02/2021

(54) Title of the invention : MANUFACTURING AND SINTERING OF G-FILTER: A LOW COST, INDIGENOUS CLAY CERAMIC WATER FILTER

(51) International classification	:B01D0039200000, C02F0001500000, C02F0001000000, C04B0038060000, B01D0071020000	(71) Name of Applicant : 1)RAJ KUMAR SATANKAR Address of Applicant :Research Scholar, Department of Mechanical Engineering, Indian Institute of Technology, NH 65, Surapura Bypass Rd, Karwar, Rajasthan 342037 (pg201383005@iitj.ac.in) Rajasthan India
(31) Priority Document No	:NA	2)AMRITA KAURWAR
(32) Priority Date	:NA	3)SANDEEP GUPTA
(33) Name of priority country	:NA	4)DR. ANAND K. PLAPPALLY
(86) International Application No	:NA	(72) Name of Inventor :
Filing Date	:NA	1)RAJ KUMAR SATANKAR
(87) International Publication No	: NA	2)AMRITA KAURWAR
(61) Patent of Addition to Application	:NA	3)SANDEEP GUPTA
Number	:NA	4)DR. ANAND K. PLAPPALLY
Filing Date	:NA	
(62) Divisional to Application Number	:NA	
Filing Date	:NA	

(57) Abstract :

The G-Filter is a simple, low-cost (physical treatment-based) household water treatment system that work on gravity and also ensures zero water wastage during filtration. These porous ceramic filters are basically open-hearth furnace baked frustum shaped composites made from uniform mixture of sawdust and clay as their basic constituents. A mixture ratio of 1:1 by volume of sawdust and clay is used. The filter set consists of two containers: the upper one is a 9L frustum-shaped unit that filters the water and removes microorganisms, while the treated water is contained in a lower unit. The filtration rates of about 1-1.25 litre/hr has been observed during this energy free porous media filtration. A tap provided at the bottom of the lower container that allows drinking water to be withdrawn by consumers. It is capable of removing drinking water pathogens and turbidity. E-Coli removal of 99.99% is observed after testing the filtrates from a filter with contaminated inflow. These filters can be produced with a regular pottery setup using locally available soil & sawdust, which can contribute to the growth and maintenance of the local pottery community. Traditional baking knowledge of the potterTMs community for baking a flower vase is incorporated to get quality output and saving electrical energy in baking. Local material use, traditional method of manufacturing, and low-cost, INR 350-500 makes G-filter as a prominent solution to the problem of drinking water treatment in rural India.

No. of Pages : 19 No. of Claims : 9

(12) PATENT APPLICATION PUBLICATION

(21) Application No.202111005949 A

(19) INDIA

(22) Date of filing of Application :12/02/2021

(43) Publication Date : 19/02/2021

(54) Title of the invention : AN ANTI-MICROBIAL FLUORESCEIN COMPOUND INCLUDING AN OLIGOMER CHAIN GROUP AND A MODIFIED GEDUNIN

(51) International classification	:C08L0025060000, C08L0079020000, C08G0073020000, C08F0283000000, A23L0029300000	(71) Name of Applicant : 1)Quantum University Address of Applicant :22 Km Mile Stone , Mandawar ,Roorkee-D.Dun Highway (NH-73),Roorkee, Uttarakhand, India - 247167 Uttarakhand India
(31) Priority Document No	:NA	(72) Name of Inventor :
(32) Priority Date	:NA	1)Dr Praveen Kumar,HOD, School of Health Sciences
(33) Name of priority country	:NA	2)Dr Darshika Nigam,Professor
(86) International Application No	:NA	
Filing Date	:NA	
(87) International Publication No	: NA	
(61) Patent of Addition to Application Number:	NA	
Filing Date	:NA	
(62) Divisional to Application Number	:NA	
Filing Date	:NA	

(57) Abstract :

The present invention relates to a pharmaceutical composition and method to develop an anti-microbial fluorescein compound including an oligomer chain group and a modified gedunin. A pharmaceutical composition comprising the chain-extended condensation polymer composition free of gel particles consisting of the benzoxazine oligopolymer that comprises the reaction product of bis-phenol, a first component oligomer having a carbon-carbon backbone and a degree of polymerization

No. of Pages : 10 No. of Claims : 4

(12) PATENT APPLICATION PUBLICATION

(21) Application No.202111005971 A

(19) INDIA

(22) Date of filing of Application :12/02/2021

(43) Publication Date : 19/02/2021

(54) Title of the invention : A QUICK INTERCHANGE MECHANISM

(51) International classification :H01M0002200000,
B23K0037040000,
H01L0021560000,
B23K0031020000,
G07C0009000000

(31) Priority Document No :NA
(32) Priority Date :NA
(33) Name of priority country :NA
(86) International Application No :NA
Filing Date :NA
(87) International Publication No : NA
(61) Patent of Addition to Application
Number :NA
Filing Date :NA
(62) Divisional to Application Number :NA
Filing Date :NA

(71)Name of Applicant :

1)KHATRI MAHESH

Address of Applicant :81, Roop Nagar 2nd, Pal Road, Jodhpur
Rajasthan. India 342008 Rajasthan India

2)CHOPRA GRISHA

(72)Name of Inventor :

1)KHATRI MAHESH

2)IYER NARESH

3)BHATT RAVI

4)VIJAYKUMAR

(57) Abstract :

The present invention relates to a quick interchange mechanism (100) which built in two parts. Designated as left hand side assembly (3) and right hand side assembly (4). The left hand side assembly (3) is welded onto a core frame of any appliance. The right hand side assembly (4) is welded onto the part to be interchanged. This welding action is done at the manufacturing stage. The user or customer merely purchases the part with the right hand side assembly (4) and pushes into the left hand side assembly (3) which is already available on his appliance after removing the part which had a similar right hand side assembly (4) pre-built into it. The mechanism (100) is then locked in place through two or more redundant locking systems and interchange is complete.

No. of Pages : 26 No. of Claims : 9

(12) PATENT APPLICATION PUBLICATION

(21) Application No.202111006012 A

(19) INDIA

(22) Date of filing of Application :12/02/2021

(43) Publication Date : 19/02/2021

(54) Title of the invention : AN IMPROVED SINGLE SLOPED SOLAR STILL FOR DESALINATION & DEFLUORIDATION

(51) International classification :F28D0020000000,
H01L0045000000,
A61K0008020000,
C02F0001140000,
C02F0101140000

(31) Priority Document No :NA
(32) Priority Date :NA
(33) Name of priority country :NA
(86) International Application No :NA
Filing Date :NA
(87) International Publication No : NA
(61) Patent of Addition to Application Number:NA
Filing Date :NA
(62) Divisional to Application Number :NA
Filing Date :NA

(71)**Name of Applicant :**
1)MR. KRISHN PRATAP SINGH
Address of Applicant :Department of Civil Engineering,
Harcourt Butler Technical University (HBTU). Kanpur, Uttar
Pradesh, India-208002 Uttar Pradesh India
2)DR. DEEPESH SINGH

(72)**Name of Inventor :**
1)MR. KRISHN PRATAP SINGH
2)DR. DEEPESH SINGH

(57) Abstract :

The present invention relates to a improved single slope solar still for desalination & defluoridation used with phase changing material· (PCM) has 10.42% to 14% higher yield efficiency. The present invention is provided with a layer of Phase Changing Material below the basin to store the thermal energy during the day time and use it after sunset period to enhance the yield efficiency and has fluoride removal efficiency between 90%- 100%.

No. of Pages : 26 No. of Claims : 3

(12) PATENT APPLICATION PUBLICATION

(21) Application No.202111006081 A

(19) INDIA

(22) Date of filing of Application :12/02/2021

(43) Publication Date : 19/02/2021

(54) Title of the invention : PHOTOVOLTAIC BASED GRID-CONNECTED RESILIENT DC MICROGRID SYSTEM

(51) International classification	:H02J0003380000, H02J0003180000, H02M0003280000, G05F0001700000, F04B0017030000	(71) Name of Applicant : 1)Dr. Anshul Agarwal Address of Applicant :National Institute of Technology Delhi, A-7 Institutional Area, Near Satyawadi Raja Harish Chandra Hospital, Narela New Delhi Delhi India Delhi India
(31) Priority Document No	:NA	2)Dr. Nitin Singh
(32) Priority Date	:NA	3)Mr. Jayendra Kumar
(33) Name of priority country	:NA	(72) Name of Inventor :
(86) International Application No	:NA	1)Dr. Anshul Agarwal
Filing Date	:NA	2)Dr. Nitin Singh
(87) International Publication No	: NA	3)Mr. Jayendra Kumar
(61) Patent of Addition to Application Number	:NA	
Filing Date	:NA	
(62) Divisional to Application Number	:NA	
Filing Date	:NA	

(57) Abstract :

A photovoltaic (PV) based grid-connected resilient direct current (DC) microgrid system (100) is disclosed that comprises a PV array (102) having PV modules connected in series and parallel to deliver appropriate rating of power; a power conditioning unit (104) acting as a DC to DC converter and performing maximum power point tracking;a DC bus (122) having a capacitor and acting as a junction point, wherein the DC bus further receives input from a three-phase bidirectional voltage source converter (VSC) (124) and a utility grid (120); an electric drive (106) to convert electrical energy into mechanical energy;a pump (110) coupled with a water source (112) for water pumping and a storage (108) to store drawn water; a pico hydro power plant (114) connected with the storage for water supply and to utilize potential energy from the storage; a generator (116) to regulate voltage and supply reactive power; and a sub-station (118) containing a transformer and protective devices to match a voltage level of generator terminal voltage to a distributed system voltage level. The system (100) operates in a grid-connected mode and during critical time (Like faults or any abnormal situation), it can operate in islanded mode.

No. of Pages : 39 No. of Claims : 8

(12) PATENT APPLICATION PUBLICATION

(21) Application No.202111006152 A

(19) INDIA

(22) Date of filing of Application :13/02/2021

(43) Publication Date : 19/02/2021

(54) Title of the invention : METHOD AND SYSTEM FOR SANITIZING A TOILET SEAT

(51) International classification	:G10L0015220000, G07C0009370000, A47K0013100000, A47K0013300000, E03D0009080000	(71) Name of Applicant : 1)Dr. SHASHVAT Address of Applicant :Assistant Professor, School of Computing, DIT University 248009, Uttarakhand, India Uttarakhand India
(31) Priority Document No	:NA	2)Dr. NITIN GOYAL
(32) Priority Date	:NA	3)HARSH TANEJA
(33) Name of priority country	:NA	4)Dr. AMRIT PAL SINGH
(86) International Application No	:NA	5)Dr. GAURAV SHARMA
Filing Date	:NA	(72) Name of Inventor :
(87) International Publication No	: NA	1)Dr. SHASHVAT
(61) Patent of Addition to Application Number	:NA	2)Dr. NITIN GOYAL
Filing Date	:NA	3)HARSH TANEJA
(62) Divisional to Application Number	:NA	4)Dr. AMRIT PAL SINGH
Filing Date	:NA	5)Dr. GAURAV SHARMA

(57) Abstract :

A sanitization system for sanitizing a toilet seat is disclosed. The sanitization system includes a transceiver attached to the toilet seat configured to receive a voice command from a user and transmit the voice command. The sanitization system further includes a controller coupled to a memory configured to receive the voice command from the transceiver. The controller is further configured to compare the voice command with at least one previously stored command in a memory. The controller is further configured to ascertain the voice command matches with the at least one previously stored command upon comparing. The sanitization system further includes a motor connected to the controller configured to move a lid connected to the toilet seat from a closed configuration to an open configuration upon ascertaining. The sanitization system further includes a plurality of nozzles attached to periphery of the toilet seat, configured to dispense a sanitization liquid onto the toilet seat upon ascertaining.

No. of Pages : 23 No. of Claims : 10

(12) PATENT APPLICATION PUBLICATION

(21) Application No.202111006153 A

(19) INDIA

(22) Date of filing of Application :13/02/2021

(43) Publication Date : 19/02/2021

(54) Title of the invention : PHASOR MEASUREMENT UNIT AND PHASOR MEASUREMENT METHOD USING NAVIC

(51) International classification	:G01R0031080000, H02J0013000000, G01R0019250000, G01R0025000000, A61B0005000000	(71)Name of Applicant : 1)Dr. Sangeeta Kamboj Address of Applicant :Electrical and Instrumentation Engineering Department, Thapar Institute of Engineering and Technology, Patiala, Punjab, India-147004 Punjab India
(31) Priority Document No	:NA	2)Dr. Alpana Aggarwal
(32) Priority Date	:NA	3)Dr. Nirbhawjap Singh
(33) Name of priority country	:NA	4)Dr. Ravinder Aggarwal
(86) International Application No	:NA	(72)Name of Inventor :
Filing Date	:NA	1)Dr. Sangeeta Kamboj
(87) International Publication No	: NA	2)Dr. Alpana Aggarwal
(61) Patent of Addition to Application Number	:NA	3)Dr. Nirbhawjap Singh
Filing Date	:NA	4)Dr. Ravinder Aggarwal
(62) Divisional to Application Number	:NA	
Filing Date	:NA	

(57) Abstract :

A phasor measurement system for power system wide-area measurement and method for calculating phasor values are described. The system includes one or more phasor measurement units (PMU) installed at disperse locations in a power distribution network and a computing device configured to receive phasor value from each of the one or more PMU to estimate abnormal conditions. Each PMU is configured to measure phasor value from a specific location in the power distribution network, store the phasor value in local storage, and send the measured phasor value to the computing device through a communication module. The computing device receives phasor values from the one or more PMUs, synchronizes the phasor values received from the one or more PMUs using a common time source of a Navigation with Indian Constellation (NAVIC) radio clock, correlates the synchronized phasor values to determine the abnormal condition in the power distribution network, and alerts one or more concerned person for preventive action.

No. of Pages : 21 No. of Claims : 10

(12) PATENT APPLICATION PUBLICATION

(21) Application No.202111006180 A

(19) INDIA

(22) Date of filing of Application :12/02/2021

(43) Publication Date : 19/02/2021

(54) Title of the invention : APPARATUS AND METHOD FOR DETECTING ELECTRIC FIELD MODULATED ABSORPTION AND PHOTOLUMINESCENCE OF A SAMPLE

(51) International classification	:G01N0021640000, G01N0021950000, G02F0001017000, H01S0005026000, G01R0015240000	(71) Name of Applicant : 1)DELHI TECHNOLOGICAL UNIVERSITY Address of Applicant :DEPARTMENT OF APPLIED PHYSICS, DELHI TECHNOLOGICAL UNIVERSITY, SHAHBAD DAULATPUR, MAIN BAWANA ROAD, DELHI - 110042, INDIA Delhi India
(31) Priority Document No	:NA	(72) Name of Inventor :
(32) Priority Date	:NA	1)Dr. MOHAN SINGH MEHATA
(33) Name of priority country	:NA	
(86) International Application No	:NA	
Filing Date	:NA	
(87) International Publication No	: NA	
(61) Patent of Addition to Application Number	:NA	
Filing Date	:NA	
(62) Divisional to Application Number	:NA	
Filing Date	:NA	

(57) Abstract :

The present invention provides an apparatus and method for detecting electric field modulated absorption and photoluminescence characteristics of samples and generating electro-absorption and electro-photoluminescence spectra along with absorption and photoluminescence spectra.

No. of Pages : 27 No. of Claims : 10

(54) Title of the invention : RECOGNIZING HUMAN FACIAL EMOTION AND DETECTION UTILIZING DEEP LEARNING

<p>(51) International classification</p> <p>(31) Priority Document No</p> <p>(32) Priority Date</p> <p>(33) Name of priority country</p> <p>(86) International Application No Filing Date</p> <p>(87) International Publication No</p> <p>(61) Patent of Addition to Application Number Filing Date</p> <p>(62) Divisional to Application Number Filing Date</p>	<p>:G06K0009620000, G06K0009000000, G06N0003040000, G06N0003080000, G06N0020000000</p> <p>:NA</p> <p>:NA</p> <p>:NA</p> <p>:NA</p> <p>:NA</p> <p>: NA</p> <p>:NA</p> <p>:NA</p> <p>:NA</p> <p>:NA</p>	<p>(71)Name of Applicant :</p> <p>1)Dr. G S PRADEEP GHANTASALA Address of Applicant :Associate Professor, Department of Computer Science & Engineering, Chitkara University Institute of Engineering & Technology, Chitkara University, Punjab-140603, INDIA Punjab India</p> <p>2)VENKATARAO MADDUMALA 3)Dr. LOKAIAH PULLAGURA 4)Dr. RAJENDRA BABU CHIKKALA 5)Dr. SAMBASIVA NAYAK 6)SREENIVASA RAO KAKUMANU 7)MADHUSUDHAN RAO DONTA 8)Dr. K. R.R. MOHAN RAO 9)Dr. RATNABABU PILLI 10)Dr. SHOBANA GORINTLA</p> <p>(72)Name of Inventor :</p> <p>1)Dr. G S PRADEEP GHANTASALA 2)VENKATARAO MADDUMALA 3)Dr. LOKAIAH PULLAGURA 4)Dr. RAJENDRA BABU CHIKKALA 5)Dr. SAMBASIVA NAYAK 6)SREENIVASA RAO KAKUMANU 7)MADHUSUDHAN RAO DONTA 8)Dr. K. R.R. MOHAN RAO 9)Dr. RATNABABU PILLI 10)Dr. SHOBANA GORINTLA</p>
--	---	--

(57) Abstract :

Feelings are a major piece of human correspondence. Detecting and recognizing human emotion is a big challenge in computer vision and artificial intelligence. Though there are methods to identify expressions using machine learning and Artificial Intelligence techniques, here we use deep learning and image classification method to recognize expressions and classify the expressions according to the images. With the remarkable success of Deep Learning the different types of architecture techniques are exploited to achieve a better performance. We give an extensive learning of Facial appearance recognition with Deep Learning techniques which incorporates diverse Neural Network Algorithms utilized with various datasets and its productivity result.

No. of Pages : 10 No. of Claims : 6

(54) Title of the invention : A NOVEL TECHNIQUE OF REGENERATION OF PERIODONTAL LIGAMENT FIBRES AROUND MINI DENTAL IMPLANTS AND THEIR ATTACHMENT TO BONE IN AN ANIMAL MODEL

(51) International classification	:C12N0005077500, G01N0033500000, C12N0005071000, C12M0001240000, A01K0067027000	(71)Name of Applicant : 1)Dr. Bhavna Jha Kukreja Address of Applicant :299, Dr Mukhrji Nagar, Delhi, india , 110009 Delhi India 2)Dr. Kishore Gajanan Bhat 3)Dr. Pankaj Kukreja 4)Dr Balakrishnan Rajkumar 5)Dr. Vivek Govila 6)Dr Pankaj Kumar Goswami
(31) Priority Document No	:NA	(72)Name of Inventor : 1)Dr. Bhavna Jha Kukreja 2)Dr. Kishore Gajanan Bhat 3)Dr. Pankaj Kukreja 4)Dr. Balakrishnan Rajkumar 5)Dr. Vivek Govila 6)Dr. Pankaj Kumar Goswami
(32) Priority Date	:NA	
(33) Name of priority country	:NA	
(86) International Application No	:NA	
Filing Date	:NA	
(87) International Publication No	: NA	
(61) Patent of Addition to Application Number	:NA	
Filing Date	:NA	
(62) Divisional to Application Number	:NA	
Filing Date	:NA	

(57) Abstract :

It is a known fact that periodontal tissue regeneration can be achieved by the use of periodontal ligament stem cells (PDLSCs). Current mainstay of periodontal treatment is focusing on stem cell tissue engineering as an effective therapy, making it important to isolate PDLSCs from periodontal tissues. The present research endeavor was undertaken to elucidate a technique for isolating PDLSCs for in vivo reconstructing the natural PDL tissue. Settings and Design: The study design involves In vitro prospective study. Premolar teeth were extracted from 12 patients who were under orthodontic treatment. PDL cells were scraped from their roots. Using 10 ml of Dulbecco™s modified Eagle™s medium with pH 7.2, the specimens of the periodontal tissue were transferred to laboratory where cell culture was done. Isolated stem cells were grown on 24 well microtiter plates containing cover slips. They were incubated overnight at approximately 37°C in 95% air and 5% humidification. Anti CD 45, CD73, CD90, CD105, and CD146 antibodies were used. After staining, cells were observed under phase contrast microscopy and in inverted microscope. After confirmation cells were grown Himeso Mesenchymal stem cells expansion medium in 25cm² Tissue culture flask for animal study. Ketamine 100mg/kg body and xylazine 10mg/kg were to induce the anesthesia. A Rabbit model was used for the study, comprising of 4 rabbits- 2 each of 2 different species of 6 months of age. The ligapplants and Control Implants were placed in Rabbit - Tibial or femoral diaphyseal bone. Radiographic evaluations were done for up to 6 months to check for PDL fibres attachment to bone/formation of lamina dura around implants. Histologic evaluation of bone around implant was done after 6 months. The rabbit was referred for Cone beam computed tomograph (CBCT) imaging series for assessment of bone availability for implant placement in the tibia bone. The cells showed a marked growth and 90% confluence at day 6. Cells presented thin and long fibroblastic spindle morphology. Isolated PDLSCs showed colony forming ability at the 14th day after seeding. Immunohistochemical staining of PDLSCs showed positive uptake for CD146, CD90, CD73, CD105, and negative uptake for CD45. After 6 months, sections from the rabbit implant bone were viewed under light microscope and assessed for formation of PDL and cementum. The presence of PDL stem cells were clearly seen in the histological sections. Radiographically, the impant was noted to be well within the bone and did not migrate. The site appeared to be normal without any lytic changes in the bone. The human PDLSCs can be clearly isolated and characterized by using CD90, CD73, CD146, and CD105 markers of stem cells. Periodontal-like tissue formation occurs when using cultured PDLSCs on the titanium surface, which can be confirmed both histologically and radiologically.

No. of Pages : 20 No. of Claims : 5

(12) PATENT APPLICATION PUBLICATION

(21) Application No.202111006206 A

(19) INDIA

(22) Date of filing of Application :15/02/2021

(43) Publication Date : 19/02/2021

(54) Title of the invention : SMART FLOATING HOME WITH AI INFLUENCED ALERTING MECHANISM AT THE TIME OF WATER FLOOD AMPHIBIOUS HOME •

(51) International classification	:B60F0003000000, G01F0023000000, D06F0034180000, G08B0021200000, E02B0003100000	(71)Name of Applicant : 1)Manu M. R. Address of Applicant :School of Computing Science and Engineering, Galgotias University, NCR, Delhi, India. Delhi India 2)Dr.T.Poongodi 3)Dr.P.Suresh 4)Dr.T.Ganesh Kumar 5)Dr.B.Balamurugan 6)Mufassil VP 7)Fathimathul Adhila PA 8)Anjali K 9)Asla B N 10)Nasser Yunus
(31) Priority Document No	:NA	(72)Name of Inventor : 1)Manu M. R. 2)Dr.T.Poongodi 3)Dr.P.Suresh 4)Dr.T.Ganesh Kumar 5)Dr.B.Balamurugan 6)Mufassil VP 7)Fathimathul Adhila PA 8)Anjali K 9)Asla B N 10)Nasser Yunus
(32) Priority Date	:NA	
(33) Name of priority country	:NA	
(86) International Application No	:NA	
Filing Date	:NA	
(87) International Publication No	: NA	
(61) Patent of Addition to Application Number	:NA	
Filing Date	:NA	
(62) Divisional to Application Number	:NA	
Filing Date	:NA	

(57) Abstract :

The present invention relates to an AI (Artificial Intelligence) integrated flood resistant housing facility, which incorporates a flood alerting mechanism programmed to assert a flood situation based on water level raise in low land areas. The architecture of the house implements the use of an amphibious home with an integrated AI system with a series of water level sensor in foundation equipped with an alert towards raise in water level beyond the threshold level. The AI system is also equipped with a weather alerting module which alerts the correspondence of change in weather condition varied form the normal state based on pre trained sensor values regarding weather condition.

No. of Pages : 12 No. of Claims : 7

(12) PATENT APPLICATION PUBLICATION

(21) Application No.202111006295 A

(19) INDIA

(22) Date of filing of Application :15/02/2021

(43) Publication Date : 19/02/2021

(54) Title of the invention : STEERING LOCK CUM IGNITION SWITCH

(51) International classification	:B60R0025021000, G07C0009000000, H01H0027060000, B60R0025040000, B60R0025023000	(71) Name of Applicant : 1)PAVNA INDUSTRIES LIMITED Address of Applicant :9th Km Delhi Road, Gt Road, Bhankri Aligarh, Uttar Pradesh, India Uttar Pradesh India
(31) Priority Document No	:NA	(72) Name of Inventor :
(32) Priority Date	:NA	1)SHARMA, Chetan
(33) Name of priority country	:NA	2)RAJPOOT, Subhash Chandra
(86) International Application No	:NA	
Filing Date	:NA	
(87) International Publication No	: NA	
(61) Patent of Addition to Application Number	:NA	
Filing Date	:NA	
(62) Divisional to Application Number	:NA	
Filing Date	:NA	

(57) Abstract :

The present invention discloses a steering lock cum ignition switch SLIS (100) of a vehicle. The SLIS (100) includes a stator (110) having a first region (111), a second region (113), a third region (115) and a fourth region (117). A barrel (120) is housed within the first region (111) of the stator (110). A switch (130) is housed within the third region (115) of the stator (110). A mount (140) is secured to the fourth region (117) of the stator (110). The mount (140) includes a locking means (145) operationally coupled to the switch (130) via a cam (143). The switch (130) is sandwiched between the barrel (120) and the mount (140). Upon rotating a key from a lock position to an off position in the barrel (120), leads to unlocking a steering of the vehicle. Upon rotating the key from the off position to an ignition position in the barrel (120) enables ignition of the vehicle.

No. of Pages : 30 No. of Claims : 10

(12) PATENT APPLICATION PUBLICATION

(21) Application No.202111006325 A

(19) INDIA

(22) Date of filing of Application :15/02/2021

(43) Publication Date : 19/02/2021

(54) Title of the invention : MULTIFUNCTIONAL GARBAGE COLLECTION DEVICE

(51) International classification	:B65F0001140000, B65F0001000000, G10L0015220000, E01H0001080000, B65F0001160000	(71) Name of Applicant : 1)Ankit Saxena Address of Applicant :3/299, First Floor, Vasundhara, Ghaziabad-201012, Uttar Pradesh, India. Uttar Pradesh India
(31) Priority Document No	:NA	(72) Name of Inventor :
(32) Priority Date	:NA	1)Ankit Saxena
(33) Name of priority country	:NA	2)Varnan Gautam
(86) International Application No	:NA	3)Shlok Gupta
Filing Date	:NA	
(87) International Publication No	: NA	
(61) Patent of Addition to Application Number	:NA	
Filing Date	:NA	
(62) Divisional to Application Number	:NA	
Filing Date	:NA	

(57) Abstract :

The present invention relates to multifunctional garbage collection device, comprises, a body 1 segregated into first 2 and second section 3 arranged in frame 4 mounted on ground for storing garbage manually thrown by user(s) and second section 3 is equipped with an artificial intelligence (AI) based imaging unit 7 for detecting litter thrown on ground, multiple omnidirectional wheels 5 attached to second section 3 to help in navigated movement of second section 3 towards litter, cleaning unit 6 attached to second section 3 for collecting litter and cleaning dirt present on ground after reaching location through wheels 5, speech recognition module installed in body 1 for identifying voice commands provided by a user for controlling movement of body 1 towards a specified location as per userTMs command for disposal of waste.

No. of Pages : 16 No. of Claims : 8

(12) PATENT APPLICATION PUBLICATION

(21) Application No.202111006351 A

(19) INDIA

(22) Date of filing of Application :15/02/2021

(43) Publication Date : 19/02/2021

(54) Title of the invention : AUGMENTED REALITY-BASED LOW COST SMART HELMET FOR E-VEHICLE

<p>(51) International classification</p> <p>(31) Priority Document No</p> <p>(32) Priority Date</p> <p>(33) Name of priority country</p> <p>(86) International Application No</p> <p style="padding-left: 20px;">Filing Date</p> <p>(87) International Publication No</p> <p>(61) Patent of Addition to Application</p> <p>Number</p> <p style="padding-left: 20px;">Filing Date</p> <p>(62) Divisional to Application Number</p> <p style="padding-left: 20px;">Filing Date</p>	<p>:A42B0003040000, A42B0003300000, G01C0021360000, H04R0001100000, E01F0015040000</p> <p>:NA</p> <p>:NA</p> <p>:NA</p> <p>:NA</p> <p>:NA</p> <p>: NA</p> <p>:NA</p> <p>:NA</p> <p>:NA</p> <p>:NA</p>	<p>(71)Name of Applicant :</p> <p>1)Dr.Kedri Janardhana Address of Applicant :Assistant Professor (Senior Grade), Department of Electrical Engineering, Faculty of Engineering, Dayalbagh Educational Institute (Deemed to be University), Dayalbagh, Agra, Uttar Pradesh, 282005, India Uttar Pradesh India</p> <p>2)Dr. SURIYA BEGUM</p> <p>3)Dr.G.Prakash</p> <p>4)Mrs.V.Akshaya</p> <p>5)Dr. K. Rajeshwar Rao</p> <p>6)Mr.K. Venkateshwar Rao</p> <p>7)Dr.G.Ravivarman</p> <p>8)Dr D Beulah David</p> <p>9)MS. S.Karthika</p> <p>(72)Name of Inventor :</p> <p>1)Dr.Kedri Janardhana</p> <p>2)Dr. SURIYA BEGUM</p> <p>3)Dr.G.Prakash</p> <p>4)Mrs.V.Akshaya</p> <p>5)Dr. K. Rajeshwar Rao</p> <p>6)Mr.K. Venkateshwar Rao</p> <p>7)Dr.G.Ravivarman</p> <p>8)Dr D Beulah David</p> <p>9)MS. S.Karthika</p>
--	---	---

(57) Abstract :

The first motive for this smart helmet navigation to provide rider protection is a special principle that makes motorcyclists driving safer than ever. Using advanced features such as micro monitor, electronic main board, light sensor, earphone, battery and microphone, this is implemented. The impact when a motorcyclist is involved in a very high speed accident it causes injuries or death without wearing a helmet. This innovation conducts a comprehensive and comparative analysis of Augmented Reality on smart helmet with live-map navigation system.

No. of Pages : 19 No. of Claims : 4

(12) PATENT APPLICATION PUBLICATION

(21) Application No.202111006362 A

(19) INDIA

(22) Date of filing of Application :16/02/2021

(43) Publication Date : 19/02/2021

(54) Title of the invention : A WRITING AND HOLDING DEVICE FOR PEOPLE WITH AMPUTATED FINGERS

(51) International classification	:B43K0023000000, A61F0002780000, B43K0023004000, A47G0021180000, B43L0001000000	(71) Name of Applicant : 1)BANDANA DOBHAL Address of Applicant :D-35, Parivahan Appartments, Sector 5, Vasundhara, Ghaziabad-201012, Uttar Pradesh, India Uttar Pradesh India
(31) Priority Document No	:NA	(72) Name of Inventor :
(32) Priority Date	:NA	1)BANDANA DOBHAL
(33) Name of priority country	:NA	
(86) International Application No	:NA	
Filing Date	:NA	
(87) International Publication No	: NA	
(61) Patent of Addition to Application Number	:NA	
Filing Date	:NA	
(62) Divisional to Application Number	:NA	
Filing Date	:NA	

(57) Abstract :

The present invention discloses a writing and holding device for persons having amputated fingers in its various embodiments. It discloses a writing and holding device which is very low in cost and can be used by people very easily. This invention also discloses modifications by which this writing and holding device can be used for variety of functions. The principle embodiment of this invention discloses a writing and holding device for persons having amputated fingers comprising; a hollow cylindrical body having open ends forming a slit, a groove in cylindrical body on surface opposite to the slit to hold an object for writing, colouring painting, brushing or feeding, a locking mechanism in groove to hold the object tightly in groove and an elastic band to provide a strong grip on finger stump.

No. of Pages : 16 No. of Claims : 9

(12) PATENT APPLICATION PUBLICATION

(21) Application No.202111006470 A

(19) INDIA

(22) Date of filing of Application :16/02/2021

(43) Publication Date : 19/02/2021

(54) Title of the invention : A NOVEL BIOCERAMICS NANO-COMPOSITE AND METHOD OF SYNTHESIS THEREOF

(51) International classification :B82Y0030000000,
A61L0027460000,
H01B0001040000,
C04B0035640000,
A61P0001160000

(31) Priority Document No :NA
(32) Priority Date :NA
(33) Name of priority country :NA
(86) International Application No :NA
Filing Date :NA
(87) International Publication No : NA
(61) Patent of Addition to Application Number :NA
Filing Date :NA
(62) Divisional to Application Number :NA
Filing Date :NA

(71)Name of Applicant :

1)AJAZ HUSSAIN

Address of Applicant :Research Scholar C/o Prof. Manisha Gupta, Condensed Matter Physics Research Laboratory, Department of Physics, University of Lucknow, Lucknow-India
Uttar Pradesh India

(72)Name of Inventor :

1)CHANDKIRAM GAUTAM

2)AJAZ HUSSAIN

3)MANISHA GUPTA

4)JITENDRA RAO

5)KALPANA SINGH

(57) Abstract :

The present invention relates to a novel bioceramics Nano-composite and method of synthesis thereof. The objective of the present invention is to solve the problems in the prior art related to bio ceramic Nano-composite. The present invention is related to a novel polycrystalline, mesoporous and hydrophilic Nano-composites ternary system of ZRO2-AL2O3-Hbn and method of synthesis thereof.

No. of Pages : 29 No. of Claims : 8

(12) PATENT APPLICATION PUBLICATION

(21) Application No.202111006483 A

(19) INDIA

(22) Date of filing of Application :16/02/2021

(43) Publication Date : 19/02/2021

(54) Title of the invention : ARTIFICIAL INTELLIGENCE BASED CRITICAL REAL TIME ANALYSIS OF INPUT AND OUTPUT GENERATIONS FOR SIX AXES INDUSTRIAL ARTICULATED MANIPULATOR

(51) International classification	:B25J0009160000, G05B0019418000, G06F0008410000, G01N0001100000, G06N0003020000	(71) Name of Applicant : 1)ALOK MISHRA Address of Applicant :Ambalika Institute of Management & Technology, Maurawan Road, Mohanlalganj, Lucknow, Uttar Pradesh Pin Code : 226301 Uttar Pradesh India 2)KAMLESH SINGH
(31) Priority Document No	:NA	(72) Name of Inventor :
(32) Priority Date	:NA	1)ALOK MISHRA
(33) Name of priority country	:NA	2)KAMLESH SINGH
(86) International Application No	:NA	
Filing Date	:NA	
(87) International Publication No	: NA	
(61) Patent of Addition to Application Number	:NA	
Filing Date	:NA	
(62) Divisional to Application Number	:NA	
Filing Date	:NA	

(57) Abstract :

Artificial Intelligence based high end process manipulation via Route Tech Technology used to best probable option opted with help of RTOS Critical Process. Main Integration of Layout Parameter for six axes industrial articulated manipulator with world latest Industrial Controller KR C4 through the system input generation and route core based optimization process in Industrial Manipulators. As per RTOS system suggestion, the best brain approach Technology opted via KR C4 Robot Controller calculated Process. Here we decode the route system analysis for artificial intelligence for RTOS Critical System. Real Time Operating System provided many valuable and refunction based embedded code and high level input and output generation for system applications. Artificial Intelligence and Real Time Operating System create reprogrammed and perform the actual best sets of trajectory opted process. Here we are show, how to simulate and find best analyze opted coder as well as decoder for the real time operating system to reduce the cycle time and best suggested process flow operation behavior.

No. of Pages : 28 No. of Claims : 9

(12) PATENT APPLICATION PUBLICATION

(21) Application No.202111006484 A

(19) INDIA

(22) Date of filing of Application :16/02/2021

(43) Publication Date : 19/02/2021

(54) Title of the invention : A ROBOTIC TUBE BENDING MACHINE

(51) International classification	:B25J0009160000, B21D0007024000, B25J0019020000, B21D0007120000, G05B0019406100	(71) Name of Applicant : 1)RAUNAQ SINGH LOOMBA Address of Applicant :280, SHIVALIK ENCLAVE, NAC, CHANDIGARH, 160101, INDIA Chandigarh India
(31) Priority Document No	:NA	(72) Name of Inventor : 1)RAUNAQ SINGH LOOMBA
(32) Priority Date	:NA	
(33) Name of priority country	:NA	
(86) International Application No	:NA	
Filing Date	:NA	
(87) International Publication No	: NA	
(61) Patent of Addition to Application Number	:NA	
Filing Date	:NA	
(62) Divisional to Application Number	:NA	
Filing Date	:NA	

(57) Abstract :

A robotic tube bending machine is disclosed. The machine includes a tube feeding tray to load tubes. The pneumatic feed separator comprising two jaws to move in a reciprocating motion to separate each tube for sequential operation. The machine includes a robotic arm assembly in communication with a controller and includes a robotic arm and a pneumatic gripper and two gripper fingers to pick each tube from the tray by simultaneous movement of multiple axis of the robotic arm to reach a three-dimensional coordinate. The collision detection module to detect presence of the robotic arm across a non-intended area by measuring force of the robotic arm and deactivate the robotic arm upon detecting a condition of collision. The machine includes a bending die to clamp each tube and a pressure die to apply pressure on the bending die to bend each tube in intricate three dimensional shapes by rotating the tubes at predefined angles by maneuvering the robotic arm.

No. of Pages : 30 No. of Claims : 10

(12) PATENT APPLICATION PUBLICATION

(21) Application No.202111006527 A

(19) INDIA

(22) Date of filing of Application :16/02/2021

(43) Publication Date : 19/02/2021

(54) Title of the invention : METHOD AND SYSTEM FOR IDENTIFYING COMMON REQUIREMENTS FROM APPLICATIONS

(51) International classification	:H04N0019593000, G06F0016220000, G06K0009620000, G06F0016332000, G03F0001700000	(71) Name of Applicant : 1)HCL Technologies Limited Address of Applicant :806, Siddharth, 96, Nehru Place, New Delhi - 110019, INDIA Delhi India
(31) Priority Document No	:NA	(72) Name of Inventor :
(32) Priority Date	:NA	1)Krishna Kumar Gopal
(33) Name of priority country	:NA	2)Hareendran M
(86) International Application No	:NA	3)Shrwan Kumar
Filing Date	:NA	4)Vinod Kumar
(87) International Publication No	: NA	5)Maheswari V.S
(61) Patent of Addition to Application Number	:NA	
Filing Date	:NA	
(62) Divisional to Application Number	:NA	
Filing Date	:NA	

(57) Abstract :

This disclosure relates to method and system for identifying common requirements from applications. The method (300) includes receiving (302) a plurality of requirements from a plurality of applications. For at least two of the plurality of requirements, the method further includes determining (304) a similarity index through each of a set of analysis techniques. For at least two of the plurality of requirements, the method further includes calculating (306) a final similarity index based on the similarity index determined through each of a set of analysis techniques. The method further includes generating (308) a similarity matrix (900) for the plurality of requirements based on the final similarity index. The method further includes generating (310) a hierarchical cluster tree (1000) for the plurality of requirements based on the final similarity index corresponding to each of the plurality of requirements.

No. of Pages : 41 No. of Claims : 10

(12) PATENT APPLICATION PUBLICATION

(21) Application No.202111006539 A

(19) INDIA

(22) Date of filing of Application :17/02/2021

(43) Publication Date : 19/02/2021

(54) Title of the invention : SMART I-CARD TO ENSURE SOCIAL DISTANCING

(51) International classification	:A63B0071060000, A63B0069360000, A63B0102320000, G01S0015880000, G01F0023296000	(71) Name of Applicant : 1)Harish Kumar Mittal Address of Applicant :BM Institute of Engineering and Technology, Sector 10, Sonapat, HR, India Haryana India 2)Mr. Puneet Garg
(31) Priority Document No	:NA	(72) Name of Inventor :
(32) Priority Date	:NA	1)Harish Kumar Mittal
(33) Name of priority country	:NA	2)Mr. Puneet Garg
(86) International Application No	:NA	3)Madhav Mittal
Filing Date	:NA	
(87) International Publication No	: NA	
(61) Patent of Addition to Application Number	:NA	
Filing Date	:NA	
(62) Divisional to Application Number	:NA	
Filing Date	:NA	

(57) Abstract :

Our Invention Smart I-Card to Ensure Social Distancing is a social distancing measures during pandemic the challenge is to determine the exact required distance between two people to reduce spread. We have designed a Smart Student/Employee I-Card for the purpose. In this, when the distance between you and other person is less than 6 feet, this device turns on the buzzer and will indicate you to maintain social distance. If that person moves back from 6 feet then this device automatically turns off. We have converted our normal I-card to smart I-Card using ultrasonic sensors. Ultrasonic Sensors to determine exact distance between persons. Ultrasonic sensors are best suitable for the purpose as use sound waves for distance measurement and not effected by light conditions like day time, cloudy weather and evening. The ultrasonic sensor emits a high-frequency sound pulse and calculates the distance depending upon the time taken by the echo signal to travel back after reflecting from the desired target. After the distance is calculated, it will activate buzzer if distance is more than desired distance set.

No. of Pages : 16 No. of Claims : 5

(12) PATENT APPLICATION PUBLICATION

(21) Application No.202111006553 A

(19) INDIA

(22) Date of filing of Application :17/02/2021

(43) Publication Date : 19/02/2021

(54) Title of the invention : BIO-PRINTING DEVICE AND SYSTEM FOR WOUND HEALING

(51) International classification	:B33Y0010000000, B33Y0070000000, A61B0090000000, A61L0027240000, A61N0007000000	(71)Name of Applicant : 1)Ajay Address of Applicant :Ajay S/O Sh. Jagdish, H.No. 1902, v.p.o. Lakhan Majra, Meham Road, District Rohtak, Haryana, Pin-124514 Haryana India 2)Sarita 3)Tanuj Satti 4)Amit Jangir
(31) Priority Document No	:NA	(72)Name of Inventor : 1)Ajay 2)Tanuj Satti 3)Tushar Choudhary 4)Ranjit Varma 5)Virendra Kumar Shrivastava 6)G. Sayiram 7)Pallavi Ranjan 8)Anivel Sambasivam 9)Ravi Kant Mittal
(32) Priority Date	:NA	
(33) Name of priority country	:NA	
(86) International Application No	:NA	
Filing Date	:NA	
(87) International Publication No	: NA	
(61) Patent of Addition to Application Number	:NA	
Filing Date	:NA	
(62) Divisional to Application Number	:NA	
Filing Date	:NA	

(57) Abstract :

The present invention relates to a bio-printing system for real-time vivo wound healing comprising a scanning unit (5), a user interface (4), a controlling unit (2) and a bio-printing device (1) comprising an end-effector (6) contiguous to a manipulator arm for depositing bio-ink on a target area, further comprising a primary mounting (14) allowing sliding of atleast two hollow elongated secondary mountings (15a, 15b) via a rack and pinion arrangement, a scanner for real-time monitoring of target area, atleast two bio-mixture filled replaceable syringes (17a, 17b) insertable inside the secondary mountings (15a, 15b) to dispense bio-inks onto target region depending on the strength of actuation received via an inbuilt linear actuator (21) and atleast one ultra-violet lamp (18) to disinfect and solidify upper layer of the bio-ink dispensed on the target area.

No. of Pages : 30 No. of Claims : 10

(12) PATENT APPLICATION PUBLICATION

(21) Application No.202117004331 A

(19) INDIA

(22) Date of filing of Application :01/02/2021

(43) Publication Date : 19/02/2021

(54) Title of the invention : DEMENTIA RISK PRESENTATION SYSTEM AND METHOD

(51) International classification :A61B0005000000,
G16H0050300000,
G06F0003010000,
G16H0020700000,
H04N0021422000

(31) Priority Document No :2018-143199

(32) Priority Date :31/07/2018

(33) Name of priority country :Japan

(86) International Application No :PCT/JP2019/030056
Filing Date :31/07/2019

(87) International Publication No :WO 2020/027213

(61) Patent of Addition to Application Number :NA
Filing Date :NA

(62) Divisional to Application Number :NA
Filing Date :NA

(71)Name of Applicant :

1)SPLINK, INC.

Address of Applicant :3-2, 3-chome, Kasumigaseki, Chiyoda-ku, Tokyo 1000013 Japan

(72)Name of Inventor :

1)AOYAMA, Yuki

2)KASAI, Wataru

(57) Abstract :

There is provided a dementia risk presentation system (10) that presents a dementia risk of a user. The presentation system includes: a first database (17) in which sample brain health data (17a), including at least one type of data for sample brain state data (17d) that are data relating to states of brains of sample subjects and sample cognition data (17e) that is data relating to cognitive ability which is a function of the brains, are associated with individual characteristics (17b) including at least one of an age, gender and physical information of each sample subject; a first recognition unit (11) that recognizes user brain health data (18a) including at least one type of data for user brain state data (41) and user cognition data (61); a second recognition unit (12) that recognizes user individual characteristics (43); and a risk presentation unit (30) that presents a chronological transition line (52) indicating transitions in the user brain health data of the user from the past to the present and a risk line (54) relating to dementia.

No. of Pages : 55 No. of Claims : 18

(12) PATENT APPLICATION PUBLICATION

(21) Application No.202117005712 A

(19) INDIA

(22) Date of filing of Application :10/02/2021

(43) Publication Date : 19/02/2021

(54) Title of the invention : Lithium Ion Secondary Battery

(51) International classification	:H01M0010052500, H01M0004505000, H01M0004525000, H01M0004131000, H01M0010056700	(71) Name of Applicant : 1)CONTEMPORARY AMPEREX TECHNOLOGY CO., LIMITED Address of Applicant :No. 2 Xingang Road, Zhangwan Town, Jiaocheng District Ningde, Fujian 352100 China
(31) Priority Document No	:201811014430.3	(72) Name of Inventor :
(32) Priority Date	:31/08/2018	1)LI, Zhiqiang
(33) Name of priority country	:China	2)HAN, Changlong
(86) International Application No	:PCT/CN2019/103218	
Filing Date	:29/08/2019	
(87) International Publication No	:WO 2020/043153	
(61) Patent of Addition to Application Number	:NA	
Filing Date	:NA	
(62) Divisional to Application Number	:NA	
Filing Date	:NA	

(57) Abstract :

Disclosed is a secondary lithium ion battery, comprising a positive electrode plate, a negative electrode plate, a separator and an electrolyte solution, wherein the positive electrode plate comprises a positive electrode current collector and a positive electrode film sheet arranged on at least one surface of the positive electrode current collector, and a first positive electrode active substance represented by the formula $Li_{1+x}Ni_aCo_bMe_{1-a-b}O_{2-y}A_y$ and a second positive electrode active substance represented by the formula $Li_{1+z}Mn_cN_{2-c}O_{4-d}B_d$ are contained in the positive electrode film sheet; the resistivity r of the positive electrode plate is less than or equal to $3500 \cdot m$; and a fluorine-containing lithium salt type additive is contained in the electrolyte solution. The secondary lithium ion battery provided in the present application can have all of a high safety performance, a high temperature storage performance and a cyclic performance simultaneously.

No. of Pages : 24 No. of Claims : 11

(12) PATENT APPLICATION PUBLICATION

(21) Application No.202117005811 A

(19) INDIA

(22) Date of filing of Application :11/02/2021

(43) Publication Date : 19/02/2021

(54) Title of the invention : END SEALS FOR PARABOLIC TROUGH SOLAR COLLECTORS AND A PARABOLIC TROUGH SOLAR COLLECTOR

(51) International classification :F24S0023740000,
F24S0030425000,
F24S0020200000,
F24S0023700000,
F24S0010400000

(31) Priority Document No :1850972-9

(32) Priority Date :13/08/2018

(33) Name of priority country :Sweden

(86) International Application No :PCT/SE2019/050742
Filing Date :13/08/2019

(87) International Publication No :WO 2020/036528

(61) Patent of Addition to Application Number :NA
Filing Date :NA

(62) Divisional to Application Number :NA
Filing Date :NA

(71)Name of Applicant :

1)ABSOLICON SOLAR COLLECTOR AB

Address of Applicant :Fiskaregatan 11 SE-871 33 H.,RN-
SAND Sweden

(72)Name of Inventor :

1)PEKKALA, Christer

(57) Abstract :

An end seal arrangement (220, 300) for a Parabolic Trough solar Collector, PTC, (200, 400) comprises an elongated parabolic reflector trough (202, 402) and a receiver pipe (204, 404) arranged at a focus-line of the reflector trough (202, 402). The end seal arrangement (220, 300) comprises a housing (302) configured to be fixated to one short-end of the reflector trough (202, 402), and an inlay (304) configured to be inserted in the housing (302) to slidably abut a circumference of the receiver pipe (204, 404), such that the reflector trough (202, 402) is sealed to the receiver pipe (204, 404) by the inlay (304) when the housing (302) is fixated to the short-end of the reflector trough (202, 402) and the reflector trough (202, 402) pivots about its focus-line. The end seal arrangement (220, 300) further comprises a fixation means (306) configured to fixate the housing (302) to the reflector trough (202, 402). By reducing heat leakage and prevent ice, snow, sand, etc. from deteriorating the reflector, improved operational performance will be achieved.

No. of Pages : 10 No. of Claims : 6

(12) PATENT APPLICATION PUBLICATION

(21) Application No.202117005862 A

(19) INDIA

(22) Date of filing of Application :11/02/2021

(43) Publication Date : 19/02/2021

(54) Title of the invention : Positive Electrode Plate, Method For Preparing The Same And Lithium-Ion Secondary Battery

(51) International classification	:H01M0010052500, H01M0004131000, H01M0004139100, H01M0004505000, H01M0004136000	(71) Name of Applicant : 1)CONTEMPORARY AMPEREX TECHNOLOGY CO., LIMITED Address of Applicant :No. 2 Xingang Road, Zhangwan Town, Jiaocheng District Ningde, Fujian 352100 China
(31) Priority Document No	:201811011807.X	(72) Name of Inventor :
(32) Priority Date	:31/08/2018	1)LI, Zhiqiang
(33) Name of priority country	:China	2)HAN, Changlong
(86) International Application No	:PCT/CN2019/103214	3)LI, Qifeng
Filing Date	:29/08/2019	
(87) International Publication No	:WO 2020/043151	
(61) Patent of Addition to Application Number	:NA	
Filing Date	:NA	
(62) Divisional to Application Number	:NA	
Filing Date	:NA	

(57) Abstract :

The present application discloses a positive electrode plate, a preparation method therefor, and a lithium-ion rechargeable battery. The positive electrode plate comprises a positive electrode current collector and a positive electrode membrane provided on at least one surface of the positive electrode current collector. The positive electrode membrane comprises a positive electrode active material. The positive electrode active material is a lithium- and manganese-based positive electrode active material. A volume resistivity sum of the positive electrode plate, a powder volume resistivity of the positive electrode active material at a pressure of 20 MPa, and a weight percentage a of the positive electrode active material in the positive electrode membrane satisfy $\sum / 97.5 - a = 3$. The positive electrode plate proposed in the present application enables a lithium-ion rechargeable battery to have improved rate, cycling, and safety performances.

No. of Pages : 21 No. of Claims : 11

(54) Title of the invention : SELFCHARGING HYBRID ELECTRIC VEHICLE AND REFUELING STATIONS.

(51) International classification	:B60W0020000000, B60W0010080000, B60W0010060000, B60K0015035000, B01D0053040000	(71) Name of Applicant : 1)SIDDHARTH SHARMA Address of Applicant :F 118/11, SHIVAJI NAGAR, BHOPAL, R. S. NAGAR, MADHYA PRADESH - 462016, INDIA Madhya Pradesh India
(31) Priority Document No	:NA	(72) Name of Inventor :
(32) Priority Date	:NA	1)SIDDHARTH SHARMA
(33) Name of priority country	:NA	
(86) International Application No	:NA	
Filing Date	:NA	
(87) International Publication No	: NA	
(61) Patent of Addition to Application Number	:NA	
Filing Date	:NA	
(62) Divisional to Application Number	:NA	
Filing Date	:NA	

(57) Abstract :

ABSTRACT SELFCHARGING HYBRID ELECTRIC VEHICLE AND REFUELING STATIONS The proposed innovation centre around making a motor structure for the Hybrid Vehicle which will be combined with two force sources one is from the electric motor which stores its vitality in the battery through charging it and another wellspring of vitality is gotten from inside ignitable motor generator which produces the vitality through consuming of burnable or other wellspring of fuel and afterward gives the vitality to the Vehicle. An arrangement of drive for Hybrid Vehicle comprising of Electric Engine which determines power put away on Battery and/or from an Internal Combustion Electric Generator. The Generator will likewise be utilized for Charging the Battery according to Condition. This provides the longer-range coverage by an electric vehicle also the proposed invention focus one major aspect and that is Reduced energy Loss. The proposed hybrid Vehicle will run on battery or directly to the electric motor as per requirements. Vehicle will run through the generator and other sources as external power through conductive or inductive electricity transmission system in case of exhaustion of battery or removal of battery for any reason.

No. of Pages : 11 No. of Claims : 7

(54) Title of the invention : ZEPHYR

(51) International classification	:G06Q0030020000, C08G0059220000, B32B0017040000, B32B0027120000, G06Q0050060000	(71) Name of Applicant : 1)Alok Ashok Shahani Address of Applicant :A-2, Anand Baug Society, Nr. Indra Complex, Manjalpur, Vadodara Gujarat India
(31) Priority Document No	:NA	(72) Name of Inventor : 1)Alok Ashok Shahani
(32) Priority Date	:NA	
(33) Name of priority country	:NA	
(86) International Application No	:NA	
Filing Date	:NA	
(87) International Publication No	: NA	
(61) Patent of Addition to Application Number	:NA	
Filing Date	:NA	
(62) Divisional to Application Number	:NA	
Filing Date	:NA	

(57) Abstract :

ABSTRACT A system for generating electricity from helium balloon through multiple solar panels includes, a balloon including an envelope containing helium gas, a blimp, multiple nose cone battens protruding from a tip of the blimp, multiple ballonets including air filled bags located inside the envelope, a catenary curtain positioned inside the envelope along a length of the blimp, multiple suspension cables mounted at the bottom of the balloon, multiple air valves mounted on the ballonet to vent air, and, multiple helium valve to vent helium and adjust amount of helium in the balloon. In use, the system further includes multiple control panels including an envelope pressure control module, a communications module and a navigation equipment. In further use, the system further includes a solar panel mounted on top of the balloon.

No. of Pages : 20 No. of Claims : 9

(12) PATENT APPLICATION PUBLICATION

(21) Application No.201921049082 A

(19) INDIA

(22) Date of filing of Application :29/11/2019

(43) Publication Date : 19/02/2021

(54) Title of the invention : A WALL PANEL, A CONNECTING MEMBER EMBEDDED THEREIN, AND A STRUCTURE FORMED THEREWITH

(51) International classification :E04C0002400000,
H05K0003460000,
B05D0001180000,
F04D0025060000,
H02P0006080000

(31) Priority Document No :NA
(32) Priority Date :NA
(33) Name of priority country :NA
(86) International Application No :NA
Filing Date :NA
(87) International Publication No : NA
(61) Patent of Addition to Application Number:NA
Filing Date :NA
(62) Divisional to Application Number :NA
Filing Date :NA

(71)Name of Applicant :

1)Strata Geosystems (India) Pvt. Ltd.

Address of Applicant :Sabnam House, Plot No. A 15/16,
Central Cross Road B, MIDC, Andheri East, Mumbai 400 093,
Maharashtra, India Maharashtra India

(72)Name of Inventor :

1)Gautam Dalmia

2)Yashodeep Patil

3)Mujib Katrawala

(57) Abstract :

A wall panel, a wide connecting member embedded therein, and a structure formed therewith is described. The wall panel comprising a front face surface and a rear support face surface defining body of the wall panel; at least one reinforcement bar adapted horizontally or vertically within the front face surface and the rear support face surface for providing strength; and at least one connecting member, embedded within the front face surface and the rear support face surface, having a hollow body with an inlet and an outlet opening, wherein the connecting member is adapted around at least one of the reinforcement bar without coming in contact with the reinforcement bar with the inlet and outlet opening on the rear support face surface. Reference Figure: Figure 1

No. of Pages : 28 No. of Claims : 12

(12) PATENT APPLICATION PUBLICATION

(21) Application No.202021001149 A

(19) INDIA

(22) Date of filing of Application :10/01/2020

(43) Publication Date : 19/02/2021

(54) Title of the invention : A MODULAR BLOCK AND A STRUCTURE FORMED THEREWITH

(51) International classification	:H01M0010440000, G11B0017049000, G03G0015080000, A24D0003060000, B65D0006220000	(71) Name of Applicant : 1)Strata Geosystems (India) Pvt. Ltd. Address of Applicant :Sabnam House, Plot No. A 15/16, Central Cross Road B, MIDC, Andheri East, Mumbai - 400 093, Maharashtra, India Maharashtra India
(31) Priority Document No	:NA	(72) Name of Inventor :
(32) Priority Date	:NA	1)Gautam Dalmia
(33) Name of priority country	:NA	2)Yashodeep Patil
(86) International Application No	:NA	3)Mujib Katrawala
Filing Date	:NA	
(87) International Publication No	: NA	
(61) Patent of Addition to Application Number	:NA	
Filing Date	:NA	
(62) Divisional to Application Number	:NA	
Filing Date	:NA	

(57) Abstract :

A modular block, a modular block system, and a modular block structure formed by placing a plurality of modular blocks is described. The modular block comprising a base plan, and a protruding part projecting from a bottom surface of the base plan for interconnecting modular blocks. Figure accompanying for Publication : Figure 1

No. of Pages : 30 No. of Claims : 10

(12) PATENT APPLICATION PUBLICATION

(21) Application No.202021005253 A

(19) INDIA

(22) Date of filing of Application :06/02/2020

(43) Publication Date : 19/02/2021

(54) Title of the invention : SPECIAL PURPOSE PRESS (SPP) TOOL BY COMBINING TWO CUTTING OPERATIONS IN A SINGLE STROKE OF PRESS MACHINE TO MANUFACTURE CONVEYOR LINKS.

(51) International classification	:B26F0001140000, B21D0028280000, B21D0035000000, B21D0028320000, B21L0009060000	(71) Name of Applicant : 1)Bhaskar Dhondi Gaikwad Address of Applicant :Mechanical Engineering Department, SVERT TM s College of Engineering, P.B. No. 54, Gopalpur - Ranjani Road, Gopalpur Rd, Pandharpur, Solapur Maharashtra India
(31) Priority Document No	:NA	2)Sachin Mahadev Khomane
(32) Priority Date	:NA	(72) Name of Inventor :
(33) Name of priority country	:NA	1)Bhaskar Dhondi Gaikwad
(86) International Application No	:NA	2)Sachin Mahadev Khomane
Filing Date	:NA	3)Sandeep Sitaram Wangikar
(87) International Publication No	: NA	4)Sandipraj Yashwantrao Salunkhe
(61) Patent of Addition to Application Number	:NA	
Filing Date	:NA	
(62) Divisional to Application Number	:NA	
Filing Date	:NA	

(57) Abstract :

As per the present scenario, chain links of conveyor are manufactured by simple, compound, combination and progressive dies. It has been observed in the industry that manpower cost, press machine cost, and tooling cost increases due to use of simple, compound, combination and progressive dies separately, for manufacturing of chain links. So, there is a need to reduce related costs by using the Special purpose press (SPP) tool by combination of cropping and piercing operation in a single die, single press, and single operator with one stroke of the press machine. Proposed SPP tool will be designed for the manufacturing of stacker chains used in the sugar industry for conveying the sugar from the production unit to the store. SPP tool will be designed by considering cutting force required for cropping and piercing operation. On the basis of cutting force, further dimensions like; Size of the die plate, stripper, punch holder, back plate, bottom, and the top plate will be calculated.

No. of Pages : 2 No. of Claims : 2

(12) PATENT APPLICATION PUBLICATION

(21) Application No.202021006195 A

(19) INDIA

(22) Date of filing of Application :13/02/2020

(43) Publication Date : 19/02/2021

(54) Title of the invention : MICROSCOPE MODIFICATION WITH LED BASED PHACOEMULSIFICATION INCISION MARKER

(51) International classification	:A61F0009007000, A61F0009008000, A61B0003100000, A61F0009013000, A61B0090500000	(71) Name of Applicant : 1)DR. PRADEEP R. DINDORE Address of Applicant :104, SHANTA APARTMENT, 1097 B, BINKHAMBI GANESH MANDIR ROAD, KOLHAPUR - 416012, MAHARASHTRA, INDIA. Maharashtra India
(31) Priority Document No	:NA	(72) Name of Inventor :
(32) Priority Date	:NA	1)DR. PRADEEP R. DINDORE
(33) Name of priority country	:NA	
(86) International Application No	:NA	
Filing Date	:NA	
(87) International Publication No	: NA	
(61) Patent of Addition to Application Number:	NA	
Filing Date	:NA	
(62) Divisional to Application Number	:NA	
Filing Date	:NA	

(57) Abstract :

This invention is related to the modification of ophthalmic microscope by giving attachment to the microscope by LED light source delivery ring.to mark the perfect delivery over the eyeball for making Incision one is for the main incision (A) and to side port for Capsulotomy (C) and side port for chopping (B).

No. of Pages : 10 No. of Claims : 5

(12) PATENT APPLICATION PUBLICATION

(21) Application No.202021008655 A

(19) INDIA

(22) Date of filing of Application :28/02/2020

(43) Publication Date : 19/02/2021

(54) Title of the invention : SYSTEM AND METHOD FOR APPLICATION ENVIRONMENT MIGRATION

(51) International classification	:G06F0003048100, H04L0029080000, G06F0008710000, A61B0005145500, G06F0009451000	(71) Name of Applicant : 1)Hexaware Technologies Limited Address of Applicant :152, Sector-III, Millenium Business Park, ~A™ Block, TTC Industrial Area, Mahape, Navi Mumbai - 400 710, India Maharashtra India
(31) Priority Document No	:NA	(72) Name of Inventor :
(32) Priority Date	:NA	1)Chirodip Pal
(33) Name of priority country	:NA	2)Natarajan Ganapathi
(86) International Application No	:NA	3)Meenakshisundaram. P
Filing Date	:NA	
(87) International Publication No	: NA	
(61) Patent of Addition to Application Number:	:NA	
Filing Date	:NA	
(62) Divisional to Application Number	:NA	
Filing Date	:NA	

(57) Abstract :

ABSTRACT OF THE INVENTION SYSTEM AND METHOD FOR APPLICATION ENVIRONMENT MIGRATION The present subject matter discloses a system and a method for application environment migration. In one implementation, the method for application environment migration comprising Assessing a source application code of a source application environment by a processor (122) of an application server (102). The processor (122) ascertains a quantum change for migrating the source application code to a target application code and forecasts an assessment statistic (302) that provides at least one functional readiness (304) and a timeline (306) to complete the migration of the source application code. The processor (122) further scans the source application code for identifying a business logic and generates a re-factored code for the source application code by breaking the source application code into macro-services (426a, l, 426n) and repackaging the macro-services (426a, l, 426n) in accordance with the target application code while retaining the business logic. Thereby, updating components of the source application environment as per the forecasted assessment statistic (302) and the re-factored code and thus migrating the source application environment to the target application environment while re-platforming the updated components and the re-factored code of the source application environment to the target application environment. Fig. 1

No. of Pages : 38 No. of Claims : 24

(54) Title of the invention : A NOVEL NATURAL CIRCULATION LOOP WITH COLD AND HEAT EXCHANGER

(51) International classification	:B82Y0030000000, B01J0035000000, B82Y0040000000, B22F0009240000, C09K0005100000	(71)Name of Applicant : 1)Dr. GUNIRAM RAJARAM SELOKAR Address of Applicant :S/O LATE RAJA RAM, PROFESSOR ®ISTRAR, SRI SATYA SAI UNIVERSITY OF TECHNOLOGY AND MEDICAL SCIENCES (SSSUTMS) BHOPAL-INDORE ROAD,OPPOSITE PACHAMA OIL FED PLANT,PACHAMA,SEHORE(M.P.) PIN. - 466001 Madhya Pradesh India
(31) Priority Document No	:NA	2)MOHD. ATTALTQUE RABBANI
(32) Priority Date	:NA	3)G RAMAKRISHNA
(33) Name of priority country	:NA	4)P.V.N.SAICHANDU
(86) International Application No	:NA	5)B EASHWARA RAO
Filing Date	:NA	6)SUMEET HANGARGI
(87) International Publication No	: NA	7)PAVAN BALAPPA BAGALI
(61) Patent of Addition to Application	:NA	8)Dr. B SRINIVASULU
Number	:NA	(72)Name of Inventor :
Filing Date	:NA	1)Dr. GUNIRAM RAJARAM SELOKAR
(62) Divisional to Application Number	:NA	
Filing Date	:NA	

(57) Abstract :

A novel natural circulation loop with cold and heat exchanger is the proposed invention that aims at combining a large variety of combinations of nanostructures and heat transfer fluids to synthesize stable nanofluids and improve the thermal transport properties. Nanostructures made from metals, oxides, carbides and carbon nanotubes can be dispersed into HTFs, such as water, ethylene glycol, hydrocarbons and fluorocarbons with or without the presence of stabilizing agents. In most experimental studies, nanofluids are synthesized in a two-step process, which are the first and the most classic synthesis method of nanofluids. These orchestrated nanoparticles were then portrayed by utilizing different systems like X-ray diffraction (XRD), transmission electron microscopy (TEM), scanning electron microscopy (SEM) and energy dispersive X-ray spectroscopy (EDX).

No. of Pages : 9 No. of Claims : 6

(12) PATENT APPLICATION PUBLICATION

(21) Application No.202021031447 A

(19) INDIA

(22) Date of filing of Application :22/07/2020

(43) Publication Date : 19/02/2021

(54) Title of the invention : SYSTEM AND METHOD FOR MINIMIZING PRE-TREATMENT TIME FOR PERSON IN CASUALTY IN UBIQUITOUS ENVIRONMENT

(51) International classification	:G08G0001096500, G06Q0040080000, G08G0001087000, G06Q0050220000, A61G0003000000	(71) Name of Applicant : 1)Shubham Arvind Kolte Address of Applicant :C/O Kalpana Arvind Kolte, House No. 1964/A1, Ward No. 05, Behind Sundar Mall, Dahegaon Rangari, Nagpur Maharashtra, INDIA Maharashtra India
(31) Priority Document No	:NA	2)Sheetal Kishor Tarale
(32) Priority Date	:NA	(72) Name of Inventor :
(33) Name of priority country	:NA	1)Shubham Arvind Kolte
(86) International Application No	:NA	2)Sheetal Kishor Tarale
Filing Date	:NA	
(87) International Publication No	: NA	
(61) Patent of Addition to Application Number	:NA	
Filing Date	:NA	
(62) Divisional to Application Number	:NA	
Filing Date	:NA	

(57) Abstract :

SYSTEM AND METHOD FOR MINIMIZING PRE-TREATMENT TIME FOR PERSON IN CASUALTY IN UBIQUITOUS ENVIRONMENT System and method for minimizing pre-treatment time for person in casualty is described. This invention aims at 2-pronged approach to tackle and improve road traffic accidents and casualties occurring at home. Firstly, it aims towards making the traffic management system into intelligent system so that the emergency vehicle (EV) carrying the person shall pass smoothly without time lapse. The intent is to create a Green Corridor • for the EV. Secondly, it aims to reduce the pre-medical checks when person in casualty arrives at healthcare centre. EV is combined with a health device called biometric for retrieving the previous medical history of a person whose data is stored in database under biometric scan. The object of pre-hospital care is to reduce the morbidity and mortality of those who are injured before the arrival at healthcare centre. The system operates in ubiquitous environment utilising AI and electronics for improving healthcare governance digitally.

No. of Pages : 43 No. of Claims : 8

(12) PATENT APPLICATION PUBLICATION

(21) Application No.202021046115 A

(19) INDIA

(22) Date of filing of Application :22/10/2020

(43) Publication Date : 19/02/2021

(54) Title of the invention : SYSTEM AND METHOD FOR QUERY BASED SORTING

(51) International classification	:G06F0016245700, G06Q0050200000, H04N0021610000, H04N0021266800, G06F0016903000	(71) Name of Applicant : 1)Teplu Learning Private Limited Address of Applicant :204, Mimosa, Nahar Amrit Shakti, Chandivali, Powai, Mumbai - 400072, Maharashtra, India. Maharashtra India
(31) Priority Document No	:NA	(72) Name of Inventor :
(32) Priority Date	:NA	1)BHATTACHARJI, Sanjay
(33) Name of priority country	:NA	
(86) International Application No	:NA	
Filing Date	:NA	
(87) International Publication No	: NA	
(61) Patent of Addition to Application Number:	NA	
Filing Date	:NA	
(62) Divisional to Application Number	:NA	
Filing Date	:NA	

(57) Abstract :

The present disclosure discloses a system and a method for query based sorting, where an input is received, through an input unit, from an authenticated first entity, and then a first set of data packets, pertaining to a set of multimedia frames, and a second set of data packets, pertaining to a lingual pattern, can be extracted, at a processor, from said input, and corresponding a dataset is maintained, wherein the dataset comprises learning contents comprising multiple sets of multimedia frames in a plurality of lingual patterns. Further, a set of queries is received from a mobile computing device associated with a second entity, and learning contents can be sorted from the dataset by mapping the set of queries with said sets of multimedia frames and lingual patterns associated with the learning contents, wherein the sorted learning contents can be displayed at said mobile computing device.

No. of Pages : 38 No. of Claims : 10

(12) PATENT APPLICATION PUBLICATION

(21) Application No.202021049431 A

(19) INDIA

(22) Date of filing of Application :12/11/2020

(43) Publication Date : 19/02/2021

(54) Title of the invention : SYRINGE SUCTION DRAINAGE SYSTEM

(51) International classification	:A61M0001000000, A61M0027000000, A61F0013000000, A61M0005315000, A61B0010000000	(71) Name of Applicant : 1)DR GAVALI G URMILA Address of Applicant :HOUSE NO. D-7, STAFF QUARTERS, STREET DVVPF'S MEDICAL COLLEGE, CITY AHMEDNAGAR- 414111, STATE MAHARASHTRA, INDIA. Maharashtra India
(31) Priority Document No	:NA	2)DR, VAZIFDAR SHAREMEEN
(32) Priority Date	:NA	(72) Name of Inventor :
(33) Name of priority country	:NA	1)DR GAVALI G URMILA
(86) International Application No	:NA	2)DR, VAZIFDAR SHAREMEEN
Filing Date	:NA	
(87) International Publication No	: NA	
(61) Patent of Addition to Application Number	:NA	
Filing Date	:NA	
(62) Divisional to Application Number	:NA	
Filing Date	:NA	

(57) Abstract :

The syringe suction drainage system is made from a sterile disposable medical syringe and a sterile nasogastric tube. One end of the tube is perforated and introduced in the wound. The other end of the tube is attached to a syringe. The piston of the syringe is then withdrawn to create a vacuum in the barrel and the connected tube and a constant negative pressure is maintained. This system can be used to drain blood/serous fluid that accumulate in subcutaneous space that cause seroma, infections, postoperative pain. It is cost effective as compared to readily available surgical drains in market. It is safe and biologically inert . It is composed of instruments that are easily available even in rural setups. Therefore, due to its availability, safety, easy operability, and cost- effectiveness it can be used in the primary health care centres in our country.

No. of Pages : 11 No. of Claims : 12

(12) PATENT APPLICATION PUBLICATION

(21) Application No.202021055005 A

(19) INDIA

(22) Date of filing of Application :17/12/2020

(43) Publication Date : 19/02/2021

(54) Title of the invention : A SYSTEM TO ASSESS A STUDENT AND A METHOD THEREOF

(51) International classification	:G06Q0050200000, G09B0007040000, G09B0005000000, G06Q0010060000, G09B0007000000	(71) Name of Applicant : 1)SHRI RAMDEOBABA COLLEGE OF ENGINEERING AND MANAGEMENT Address of Applicant :Ramdeo Tekdi, Gittikhadan, Katol Road, Nagpur-440013, Maharashtra, Nagpur, Maharashtra, India Maharashtra India
(31) Priority Document No	:NA	2)Anand M. Gharad
(32) Priority Date	:NA	(72) Name of Inventor :
(33) Name of priority country	:NA	1)Anand M. Gharad
(86) International Application No	:NA	
Filing Date	:NA	
(87) International Publication No	: NA	
(61) Patent of Addition to Application Number	:NA	
Filing Date	:NA	
(62) Divisional to Application Number	:NA	
Filing Date	:NA	

(57) Abstract :

ABSTRACT A SYSTEM TO ASSESS A STUDENT AND A METHOD THEREOF The present disclosure relates to the field of assessment and the system (100) to assess a student comprises a repository (102), a direct analysis module (104) and an indirect analysis module (106). The repository (102) stores a list of pre-defined parameters, a list of students enrolled in a course and a list of at least one pre-defined programme outcomes and at least one programme specific outcome, at least one programme educational objective and at least one course outcome corresponding to each the programme outcome. The direct analysis module (104) evaluates the course outcome based on pre-defined programme outcomes, programme specific outcome and programme educational objective to generate a direct assessment result to assess studentTMs performance. The indirect analysis module (106) is configured to collect and evaluate at least one input based on the student and the pre-defined parameters to generate an indirect assessment result to assess the studentTMs performance.

No. of Pages : 28 No. of Claims : 6

(12) PATENT APPLICATION PUBLICATION

(21) Application No.202021055208 A

(19) INDIA

(22) Date of filing of Application :18/12/2020

(43) Publication Date : 19/02/2021

(54) Title of the invention : A PAVER BLOCK AND A COMPOSITION FOR THE SAME

(51) International classification	:C04B0028000000, C22C0038000000, E01C0019480000, C21D0006000000, B60C0011000000	(71) Name of Applicant : 1)Dr. Gajendra Dixit Address of Applicant :Department of Mechanical, Maulana Azad National Institute of Technology, Bhopal 462 007, Madhya Pradesh, India Madhya Pradesh India
(31) Priority Document No	:NA	2)Dr. Savita Dixit
(32) Priority Date	:NA	3)Mr. Subodh Kumar
(33) Name of priority country	:NA	(72) Name of Inventor :
(86) International Application No	:NA	1)Dr. Gajendra Dixit
Filing Date	:NA	2)Dr. Savita Dixit
(87) International Publication No	: NA	3)Mr. Subodh Kumar
(61) Patent of Addition to Application Number	:NA	
Filing Date	:NA	
(62) Divisional to Application Number	:NA	
Filing Date	:NA	

(57) Abstract :

The present invention relates to a paver block and a composition for making the paver block. In accordance with the present invention the composition for making the paver block consists of flyash in an amount in the range of 90 wt. % to 95 wt. %, and geopolymer in an amount in the range of 5 wt. % to 10 wt. %.The geopolymer is prepared by mixing sodium silicate and sodium hydroxide in a predetermined ratio and for a predetermined time period while stirring. The paver block of the present invention is having a strength in the range of 10 MPa to 50 MPa, and a water absorption capacity in the range of 10 % to 20 % with respect to the mass of said paver block.

No. of Pages : 17 No. of Claims : 10

(12) PATENT APPLICATION PUBLICATION

(21) Application No.202022032481 A

(19) INDIA

(22) Date of filing of Application :29/07/2020

(43) Publication Date : 19/02/2021

(54) Title of the invention : SOUND SOURCE LOCALIZATION IN THREE DIMENSIONS USING SELF-ROTATING, ASYMMETRICAL POSITIONED AND SKEW ALIGNED TWO-ARRAY MICROPHONE

(51) International classification	:H04R0003000000, G01S0003808000, H04S0007000000, G01S0005220000, G01S0005300000	(71) Name of Applicant : 1)Vipin Suryakant Vibhute Address of Applicant :Department of Instrumentation & Control D.Y Patil college of Engineering Akurdi, Pune 411044. Maharashtra Maharashtra India
(31) Priority Document No	:NA	2)Yogesh Suresh Angal
(32) Priority Date	:NA	3)B. Suryakanth
(33) Name of priority country	:NA	(72) Name of Inventor :
(86) International Application No	:NA	1)Vipin Suryakant Vibhute
Filing Date	:NA	2)Yogesh Suresh Angal
(87) International Publication No	: NA	3)B. Suryakanth
(61) Patent of Addition to Application Number	:NA	
Filing Date	:NA	
(62) Divisional to Application Number	:	
Filed on	:01/01/1900	

(57) Abstract :

ABSTRACT OF THE INVENTION A sound source localization system and method is described which can detect a sound source located in a three-dimensional space/region by placing a two-array microphone asymmetrically and at skew alignment/angle on the robot head. A sound source localization system includes placing one microphone on a higher location than that of the other microphone and then to self rotate the higher located microphone to form skew angles between the two microphones. A method calculates a time difference between the sound signals associated with sound sources which are sensed by a two-array microphone at different sampling points. A method uses the time difference information sensed by a two-array microphone, to determine the location of sound source in three-dimensional space around a robot head. A method for localization of sound source is performed by a microcomputer using code programs and applying different supervised machine learning algorithms on time difference information.

No. of Pages : 30 No. of Claims : 24

(12) PATENT APPLICATION PUBLICATION

(21) Application No.202121000428 A

(19) INDIA

(22) Date of filing of Application :05/01/2021

(43) Publication Date : 19/02/2021

(54) Title of the invention : SELF-EXPANDING STENT

(51) International classification :A61F0002915000,
A61F0002910000,
A61F0002890000,
A61F0002900000,
A61F0002820000

(31) Priority Document No :NA
(32) Priority Date :NA
(33) Name of priority country :NA
(86) International Application No :NA
Filing Date :NA
(87) International Publication No : NA
(61) Patent of Addition to Application Number:NA
Filing Date :NA
(62) Divisional to Application Number :NA
Filing Date :NA

(71)Name of Applicant :

1)MERIL LIFE SCIENCES PVT. LTD.

Address of Applicant :SURVEY NO. 135/139 BILAKHIA
HOUSE, MUKTANAND MARG, CHALA,VAPI - 396191,
GUJARAT, INDIA Gujarat India

(72)Name of Inventor :

1)MINOCHA, PRAMOD KUMAR

2)KOTHWALA, DEVESHKUMAR MAHENDRALAL

3)DAVE, ARPIT PRADIPKUMAR

4)PAWAR, MAHESH LAXMAN

(57) Abstract :

ABSTRACT SELF-EXPANDING STENT A flexible tubular stent comprising struts formed continuously in a zigzag pattern extending in a circumferential direction forming plurality of ring-shaped stent cell units; said stent cell stent units being placed adjacent to each other in the axial direction from a proximal to distal end; two of the said axially adjacent ring-shaped cell stent units being connected by short straight links to form ring shaped closed cell stent units at the proximal and distal end; other ring shaped stent cell units are interconnected with each other and the closed cell stent units through long straight links to form plurality of open cell stent units, wherein, the zigzag struts of the open cell stent units have a greater strut width in the peak/trough section than in the arm section; and the arm section of the zigzag strut has a section with at least two opposite curvatures along its length. FIG. 4

No. of Pages : 26 No. of Claims : 15

(12) PATENT APPLICATION PUBLICATION

(21) Application No.202121003209 A

(19) INDIA

(22) Date of filing of Application :22/01/2021

(43) Publication Date : 19/02/2021

(54) Title of the invention : SELECTIVE CATALYTIC REDUCTION SYSTEM ON CI ENGINE FOR NOX REDUCTION USING CATALYST FROM NATURAL RESOURCES

(51) International classification	:F01N0003200000, B01D0053940000, B01D0053860000, B01D0053900000, C01C0001080000	(71) Name of Applicant : 1)TIRPUDE RAJU BAKARAM Address of Applicant :30, SURAJGRUHNIRMAN, SOCIETY, NEW MANISH NAGAR, NAGPUR, 440015. Maharashtra India
(31) Priority Document No	:NA	2)RAJURKAR SANJAY W.
(32) Priority Date	:NA	3)AWARI GAJANAN K.
(33) Name of priority country	:NA	4)LANGDE AAKASH M.
(86) International Application No	:NA	5)KUMBHAR VIJAY SHANKAR
Filing Date	:NA	(72) Name of Inventor :
(87) International Publication No	: NA	1)TIRPUDE RAJU BAKARAM
(61) Patent of Addition to Application Number:	:NA	2)RAJURKAR SANJAY W.
Filing Date	:NA	3)AWARI GAJANAN K.
(62) Divisional to Application Number	:NA	4)LANGDE AAKASH M.
Filing Date	:NA	5)KUMBHAR VIJAY SHANKAR

(57) Abstract :

ABSTRACT SELECTIVE CATALYTIC REDUCTION SYSTEM ON CI ENGINE FOR NO_x REDUCTION USING CATALYST FROM NATURAL RESOURCES The present invention relates to a selective catalytic reduction (SCR) system for diesel engine. The object of the proposed invention is to develop the selective catalytic reduction system on CI engine for NO_x reduction using natural resources. Natural materials like cow urine, sheep urine are used as a reducing agent in present invention. Herein SCR is the method of reducing the accumulation of NO_x from the combustion exhaust, which requires the injection of aqueous urea solution into a four-stroke, diesel engine tail pipe. An injected aqueous solution of urea solution is broken down into ammonia and water vapour, and then decomposed ammonia is broken down into nitrogen oxides and reduced to eco-friendly nitrogen and water vapour

No. of Pages : 14 No. of Claims : 6

(12) PATENT APPLICATION PUBLICATION

(21) Application No.202121003361 A

(19) INDIA

(22) Date of filing of Application :25/01/2021

(43) Publication Date : 19/02/2021

(54) Title of the invention : PLANT MEDIATED MAGNETIC BIO ADSORBENT FOR EXTRACTION OF THE URANYL IONS FROM WATER

(51) International classification	:C02F0001280000, G01N0021640000, B01J0020280000, C02F0101200000, C01G0043000000	(71) Name of Applicant : 1)SANTOSH KUMAR SAR Address of Applicant :42, SHYAMA PRASAD MUKHARJEE NAGAR, SIKOLA BHATA, DURG, CHATTISGARH-491001, INDIA. Chattisgarh India 2)POONAM DESHMUKH
(31) Priority Document No	:NA	(72) Name of Inventor :
(32) Priority Date	:NA	1)SANTOSH KUMAR SAR
(33) Name of priority country	:NA	2)POONAM DESHMUKH
(86) International Application No	:NA	
Filing Date	:NA	
(87) International Publication No	: NA	
(61) Patent of Addition to Application Number	:NA	
Filing Date	:NA	
(62) Divisional to Application Number	:NA	
Filing Date	:NA	

(57) Abstract :

ABSTRACT Title of the invention: Plant mediated magnetic bio adsorbent for extraction of the Uranyl ions from water Water having high Uranyl ions is harmful for living beings. It is the necessity to develop a process for remediation of water of various sources to extract or lower the concentrations of the Uranyl ions to the prescribed permissible limit. Present invention is to provide a method for extracting Uranyl ions from water. It comprises Phyllanthus Emblica bark as magnetic bio adsorbent for extraction of Uranyl ions from water. The extraction process of Uranyl ions from water is carried out with an adsorption method. In the present invention, iron oxide magnetic particles (Fe₃O₄) are successfully fused with tree bark of Phyllanthus Emblica by chemical precipitation. The adsorption of Uranyl ions is characterized by the batch process. Significance of various operational parameters viz. pH, initial concentration, time, dose, and temperature in the method is disclosed. Uranyl ions extraction from water by adsorbent is due to the precipitation of OH⁻ is hindered by Fe⁺³ at the mentioned pH, and Fe⁺³ might alter the interaction of OH⁻ and reach higher extraction. The invention disclosed herein is an economical, sustainable, eco-friendly technology for extraction of Uranyl ions from water.

No. of Pages : 25 No. of Claims : 10

(12) PATENT APPLICATION PUBLICATION

(21) Application No.202121003612 A

(19) INDIA

(22) Date of filing of Application :27/01/2021

(43) Publication Date : 19/02/2021

(54) Title of the invention : SYSTEM AND METHOD FOR DATABASE MIGRATION IN AN APPLICATION ENVIRONMENT MIGRATION

(51) International classification	:G06F0016210000, G06F0016270000, G06F0009480000, H04W0012080000, G06F0008700000	(71) Name of Applicant : 1)Hexaware Technologies Limited Address of Applicant :152, Sector-III, Millenium Business Park, ~A™ Block, TTC Industrial Area, Mahape, Navi Mumbai - 400 710, India Maharashtra India
(31) Priority Document No	:NA	(72) Name of Inventor :
(32) Priority Date	:NA	1)Chirodip Pal
(33) Name of priority country	:NA	2)Natarajan Ganapathi
(86) International Application No	:NA	3)Meenakshisundaram. P
Filing Date	:NA	
(87) International Publication No	: NA	
(61) Patent of Addition to Application Number	:NA	
Filing Date	:NA	
(62) Divisional to Application Number	:NA	
Filing Date	:NA	

(57) Abstract :

ABSTRACT OF THE INVENTION SYSTEM AND METHOD FOR DATABASE MIGRATION IN AN APPLICATION ENVIRONMENT MIGRATION The present subject matter discloses a system and a method for database migration in an application environment migration. In one implementation, the method comprising assessing a source database (204) of a source application environment by a processor (122) of an application server (102). The processor (122) ascertains a quantum change for migrating database components (204a, i, 204n) of the source database (204) to a target database (424) and forecasts an assessment statistic (302) that provides at least one functional readiness (304) and a timeline (306) to complete the migration of the database components (204a, i, 204n) of the source database (204). The processor (122) further scans the source database (204) for identifying dependencies between the database components (204a, i, 204n) in form of database links and generates a re-factored database structure (506a, i, 506n) by breaking the source database (204) in accordance with the target database (424) while retaining the database links. Thereby, updating granular database components (424a, i, 424n) of the target database (424) as per the forecasted assessment statistic (302) and the re-factored database structure (506a, i, 506n) by the processor (122) and thus migrating the source database (204) to the target database (424), wherein the migration re-platforms the updated granular database components (424a, i, 424n). Fig. 1

No. of Pages : 42 No. of Claims : 22

(12) PATENT APPLICATION PUBLICATION

(21) Application No.202121004963 A

(19) INDIA

(22) Date of filing of Application :05/02/2021

(43) Publication Date : 19/02/2021

(54) Title of the invention : THE LOW COST NOVEL CORONA VIRUS DETECTION AND SCREENING MACHINE

(51) International classification	:A61B0005145500, A61B0005000000, A61B0005010000, A61B0005020500, G16H0050800000	(71) Name of Applicant : 1)Mr. Kenil Naik Address of Applicant :Electronics Department, BVM Engineering College, Vallabh Vidyanagar, Anand. Gujarat India 2)Mr. Dhaval V Kambaliya 3)Mr. Rahul Hadiya 4)Dr. Jagdish M Rathod 5)Dr. Mehfuza S. Holia
(31) Priority Document No	:NA	(72) Name of Inventor :
(32) Priority Date	:NA	1)Mr. Kenil Naik
(33) Name of priority country	:NA	2)Mr. Dhaval V Kambaliya
(86) International Application No	:NA	3)Mr. Rahul Hadiya
Filing Date	:NA	4)Dr. Jagdish M Rathod
(87) International Publication No	: NA	5)Dr. Mehfuza S. Holia
(61) Patent of Addition to Application Number	:NA	
Filing Date	:NA	
(62) Divisional to Application Number	:NA	
Filing Date	:NA	

(57) Abstract :

Coronavirus pandemic is a critical issue of any nation. Lakhs of people are suffering from this virus and ultimately it results in the death of the person. So, the Low-Cost Novel Coronavirus Detection and Surveillance Machine deals with such huge issue. This machine basically detects whether person is suffering from coronavirus or not based on the Body Temperature and Electron Cardiogram, Oximeter and also tries to prevent them to entering into premises as this machine is attached at entering gate of any institutions or public centres. Using thermal camera this machine indicates the institution that person is infected from coronavirus so not allow him in the premises. There will be sanitation box along with this machine so that normal person can sanitise their body and enter in the premises. It is a cost-effective solution. Moreover, using USB, the person can take their digital data and concern to the respective doctor regarding their health.

No. of Pages : 6 No. of Claims : 3

(54) Title of the invention : A WRENCH

(51) International classification	:B23B0031165000, B25J0015020000, B25B0017000000, F16H0055220000, A61L0017040000	(71)Name of Applicant : 1)Shri Ramdeobaba College of Engineering and Management Address of Applicant :Ramdeo Tekdi, Gittikhadan, Katol Road, Nagpur-440013, Maharashtra, India Maharashtra India
(31) Priority Document No	:NA	2)SHIWALKAR, Prashant Bhaskar
(32) Priority Date	:NA	3)NAYAK, Jeetendra
(33) Name of priority country	:NA	4)RAJAS, Naval Dadarao
(86) International Application No	:NA	5)KULKARNI, Shivrai Shashank
Filing Date	:NA	(72)Name of Inventor :
(87) International Publication No	: NA	1)SHIWALKAR, Prashant Bhaskar
(61) Patent of Addition to Application Number	:NA	2)NAYAK, Jeetendra
Filing Date	:NA	3)RAJAS, Naval Dadarao
(62) Divisional to Application Number	:NA	4)KULKARNI, Shivrai Shashank
Filing Date	:NA	

(57) Abstract :

Abstract Title: A wrench. The present invention provides a wrench (100). The wrench (100) includes a holding jaw (10), a spiroid gear (20), a spiroid pinion (30), a worm gear (40), a worm (50) and a driving shaft (60). The holding jaw (10) is adapted to hold a fastener (200) for wrenching. The holding jaw (10) is rotated accordingly to rotate the fastener (200). The spiroid gear (20) is mounted on the holding jaw (10). The spiroid gear (20) is adapted to rotate the holding jaw (10). The spiroid pinion (30) is meshed with the spiroid gear (20). The worm gear (40) is mounted on the spiroid pinion (30). The worm (50) is meshed with the worm gear (40). The worm (50) is connected to a driving shaft (60). The wrench (100) is easy to operate. Figure (1a)

No. of Pages : 20 No. of Claims : 8

(54) Title of the invention : HYDRAULIC STRAIGHTENING MACHINE

<p>(51) International classification</p> <p>(31) Priority Document No</p> <p>(32) Priority Date</p> <p>(33) Name of priority country</p> <p>(86) International Application No</p> <p style="padding-left: 20px;">Filing Date</p> <p>(87) International Publication No</p> <p>(61) Patent of Addition to Application</p> <p style="padding-left: 20px;">Number</p> <p style="padding-left: 20px;">Filing Date</p> <p>(62) Divisional to Application Number</p> <p style="padding-left: 20px;">Filing Date</p>	<p>:B21D0001020000, B21D0003100000, B21D0003040000, B21D00043000000, B21D0003020000</p> <p>:NA</p> <p>:NA</p> <p>:NA</p> <p>:NA</p> <p>:NA</p> <p>: NA</p> <p>:NA</p> <p>:NA</p> <p>:NA</p> <p>:NA</p> <p>:NA</p>	<p>(71)Name of Applicant :</p> <p>1)DR. VIKRAM SUBHASHRAO SUVARNKAR Address of Applicant :DR. D. Y. PATIL INSTITUTE OF TECHNOLOGY, SANT TUKARAM NAGAR, PIMPRI, PUNE- 411018, MAHARASHTRA, INDIA. Maharashtra India</p> <p>2)DR. K.B. WAGHULDE</p> <p>3)DR. K.K. DHANDE</p> <p>4)DR. A A PATIL</p> <p>5)DR. V K JAVANJAL</p> <p>6)MR K D SARODE</p> <p>7)DR. M.M. PATIL</p> <p>(72)Name of Inventor :</p> <p>1)DR. VIKRAM SUBHASHRAO SUVARNKAR</p> <p>2)DR. K.B. WAGHULDE</p> <p>3)DR. K.K. DHANDE</p> <p>4)DR. A A PATIL</p> <p>5)DR. V K JAVANJAL</p> <p>6)MR K D SARODE</p> <p>7)DR. M.M. PATIL</p>
--	---	---

(57) Abstract :

ABSTRACT In the manufacturing of the spline shaft in the spline on rolling machine, due to continuous machining; the tool which is used to manufacture the spline shaft called as rack is wear out of the profile and the rack is damaged, thus it is important to form original profile on the rack. To maintain the height between the tool and the work piece, the spacer is used to support the tool and maintain the height. They remove the upper profile of the rack and to form new profile as to compensate for the height reduction of rack, we attached the new spacer of the varying height to maintain the constant height. The spacer is stressed due to various type of forces applied on it and the spacer is stressed and get bend and sometime during the manufacturing of the spacer the spacer may get bend due to operation like drilling, milling etc. To remove the deflection or bend the company has to develop the hydraulic press so the spacer must be straight with no deflection left in part. Due to bending, of the spacer the additional stresses are developed in the tool i.e rack and profile on the spline shaft is may error. So, it is important to remove the bending in the spacer. For this we are manufacturing the special purpose machine" to remove the bending of the spacer. _

No. of Pages : 8 No. of Claims : 3

(54) Title of the invention : PNEUMATIC KNOCKER

(51) International classification	:B62L0003020000, G10K0003000000, B65D0088660000, B62L0003080000, A63B0023120000	(71) Name of Applicant : 1)MR. VIKRAM SUBHASHRAO SUVARNKAR Address of Applicant :DR. D. Y. PATIL INSTITUTE OF TECHNOLOGY, SANT TUKARAM NAGAR, PIMPRI, PUNE- 411018, MAHARASHTRA, INDIA. Maharashtra India
(31) Priority Document No	:NA	2)MR. VISHAL SHARAD DHUMAL
(32) Priority Date	:NA	3)MR. NAKUL MADANRAO KODARKAR
(33) Name of priority country	:NA	4)MISS. BHAGYASHRI DATTATRAY PATIL
(86) International Application No	:NA	(72) Name of Inventor :
Filing Date	:NA	1)MR. VIKRAM SUBHASHRAO SUVARNKAR
(87) International Publication No	: NA	2)MR. VISHAL SHARAD DHUMAL
(61) Patent of Addition to Application Number:	NA	3)MR. NAKUL MADANRAO KODARKAR
Filing Date	:NA	4)MISS. BHAGYASHRI DATTATRAY PATIL
(62) Divisional to Application Number	:NA	
Filing Date	:NA	

(57) Abstract :

ABSTRACT Knocking is the motion of the particle or a body or system of connected bodies displaced from a position of equilibrium .knocking occurs when a system is displaced form a position of stable equilibrium. The system tends to returns to this equilibrium position under the action of restoring forces. The system keeps moving back and force across its position of equilibrium. It is always advisable to minimize the energy consumption in industries for packing, reclogging of hopper, transportation of powder its. There was need to develop such an equipment which can be useful in the above mentioned area .The equipment which is being manufactured would be of great use in the powder packing industries. Also required leak proof piping system for its operation. The pneumatic knocker works on principle of air pressure, it use the compressor air pressure which is coming from the compressor. TITLE: Pneumatic Knocker

No. of Pages : 9 No. of Claims : 4

(12) PATENT APPLICATION PUBLICATION

(21) Application No.202121005398 A

(19) INDIA

(22) Date of filing of Application :09/02/2021

(43) Publication Date : 19/02/2021

(54) Title of the invention : SMART PARKING SYSTEM

(51) International classification	:G08G0001140000, B60W0030060000, G07B0015020000, H04N0007180000, E04H0006420000	(71)Name of Applicant : 1)DR. VIKRAM SUBHASHRAO SUVARNKAR Address of Applicant :DR. D. Y. PATIL INSTITUTE OF TECHNOLOGY, SANT TUKARAM NAGAR, PIMPRI, PUNE- 411018, MAHARASHTRA, INDIA. Maharashtra India
(31) Priority Document No	:NA	2)DR. V.K. JAVANJAL
(32) Priority Date	:NA	3)DR. S.L. GADHAVE
(33) Name of priority country	:NA	4)DR. K H MUNDE
(86) International Application No	:NA	5)MR. CHANDRA MINESH SHAH
Filing Date	:NA	6)MR. PANKAJ PARDESHI
(87) International Publication No	: NA	(72)Name of Inventor :
(61) Patent of Addition to Application	:NA	1)DR. VIKRAM SUBHASHRAO SUVARNKAR
Number	:NA	2)DR. V.K. JAVANJAL
Filing Date	:NA	3)DR. S.L. GADHAVE
(62) Divisional to Application Number	:NA	4)DR. K H MUNDE
Filing Date	:NA	5)MR. CHANDRA MINESH SHAH
		6)MR. PANKAJ PARDESHI

(57) Abstract :

ABSTRACT With the advancement in technology making our life easier, our prototype aims to do the same. With our prototype of Smart Parking System, we aim to achieve seamless parking for the driver without any assistance from another human. With the help of our self-assisted parking system parking any type of vehicle parking will become easier and quicker. With the use of appropriate sensors and microcontroller we have successfully made a prototype. TITLE: Smart Parking System

No. of Pages : 8 No. of Claims : 7

(12) PATENT APPLICATION PUBLICATION

(21) Application No.202121005399 A

(19) INDIA

(22) Date of filing of Application :09/02/2021

(43) Publication Date : 19/02/2021

(54) Title of the invention : DESIGN AND DEVELOPMENT OF WIND TURBINE FOR POWER GENERATION

(51) International classification	:F03D0009250000, F03D0007020000, F03D0013200000, F03D0001060000, F03D0015000000	(71)Name of Applicant : 1)DR. VIKRAM SUBHASHRAO SUVARNKAR Address of Applicant :DR. D. Y. PATIL INSTITUTE OF TECHNOLOGY, SANT TUKARAM NAGAR, PIMPRI, PUNE- 411018, MAHARASHTRA, INDIA. Maharashtra India 2)DR. K B WAGHULDE 3)DR. V.K. JAVANJAL 4)DR. A.S. CHUDHARI 5)MISS. NEHA KISHOR WAGHULDE 6)DR K H MUNDE
(31) Priority Document No	:NA	(72)Name of Inventor : 1)DR. VIKRAM SUBHASHRAO SUVARNKAR 2)DR. K B WAGHULDE 3)DR. V.K. JAVANJAL 4)DR. A.S. CHUDHARI 5)MISS. NEHA KISHOR WAGHULDE 6)DR K H MUNDE
(32) Priority Date	:NA	
(33) Name of priority country	:NA	
(86) International Application No	:NA	
Filing Date	:NA	
(87) International Publication No	: NA	
(61) Patent of Addition to Application Number:	NA	
Filing Date	:NA	
(62) Divisional to Application Number	:NA	
Filing Date	:NA	

(57) Abstract :

ABSTRACT Wind turbines and considered to be only 59 % efficient (Ref :Betz, law) , and more over with large rotors a large area wake formations means that spacing between two turbines has to be kept very large , hence the conventional method of wind power generation has to though of again with an innovative approach. The vehicle mounted turbine is one such concept that uses the principle of generating energy through application of wind turbine mounted on the vehicle Project work will include the design and development of a wind turbine using unigraphix and to make a scaled working model using 3- d modelling that will demonstrate electricity generation and testing will be done on the same to determine the effect of wind speed on , turbine speed , voltage , current and power generated by the model. Second area of the turbine is the development of the vortex chamber for low pressure zones to assist the motion of air behind the turbine without compensating the trapped power by the turbine thereby increasing the efficiency of the turbine. Third area is the pollution control where in the turbine blades will be developed in such a manner that the blades will be lined with filter membrane that will trap dust and carbon particles above 2.5 , micron and water curtain will be developed with the help of dc submersible pump of 4 volt capacity that will wash the gases passing through it thereby cooling and cleaning them Key words :Vortex chamber , wind turbine, filter membrane, water curtain, pollution control TITLE: Design and development of Wind Turbine for Power Generation

No. of Pages : 10 No. of Claims : 3

(12) PATENT APPLICATION PUBLICATION

(21) Application No.202121005400 A

(19) INDIA

(22) Date of filing of Application :09/02/2021

(43) Publication Date : 19/02/2021

(54) Title of the invention : DYNAMIC THROTTLE CONTROL OF IC ENGINE USING GPS

(51) International classification	:B64D0045040000, H02P0009040000, G05D0001060000, H04L0012701000, B62K0023040000	(71)Name of Applicant : 1)DR. VIKRAM SUBHASHRAO SUVARNKAR Address of Applicant :DR. D. Y. PATIL INSTITUTE OF TECHNOLOGY, SANT TUKARAM NAGAR, PIMPRI, PUNE- 411018, MAHARASHTRA, INDIA. Maharashtra India
(31) Priority Document No	:NA	2)MR. SAINATH SHINDE
(32) Priority Date	:NA	3)MR. SUMIT KOLI
(33) Name of priority country	:NA	4)MR. GANESH IYER
(86) International Application No	:NA	5)MR. RATNAKAR VISE
Filing Date	:NA	6)MR. SANKET SURYAWANSHI
(87) International Publication No	: NA	(72)Name of Inventor :
(61) Patent of Addition to Application	:NA	1)DR. VIKRAM SUBHASHRAO SUVARNKAR
Number	:NA	2)MR. SAINATH SHINDE
Filing Date	:NA	3)MR. SUMIT KOLI
(62) Divisional to Application Number	:NA	4)MR. GANESH IYER
Filing Date	:NA	5)MR. RATNAKAR VISE
		6)MR. SANKET SURYAWANSHI

(57) Abstract :

ABSTRACT The time taken to travel is one of the important factors. Basically the speed limit of the State Transports is up to a certain limit. This limit is same whether the vehicle is travelling on the local road or on the highway. The project is based on - limiting the speed of vehicle depending on the location of the vehicle; If the vehicle in on any of the highway then the speed limit would be high and if the vehicle on the local road then the speed limit would be low. The project works on controlling the speed of vehicle with the help of GPS-Module and the Accelerator Cable. The GPS module will give the location of the vehicle and depending on the location the speed limit will be changed. The speed of vehicle will be controlled by controlling the Accelerator Cable. Depending on the speed the required the Accelerator Cable will be driven. The interfacing of the GPS Module and the Accelerator Cable will be done with the Arduino Nano Microcontroller. :I TITLE: Dynamic Throttle Control of IC engine using GPS

No. of Pages : 10 No. of Claims : 4

(54) Title of the invention : LOW COST ELECTRIC CIRCUIT FOR TO MEASURE THE PHASE DIFFERENCE

(51) International classification	:G04F0010000000, G01J0009000000, G01R0031400000, G06F0001100000, H03L0007085000	(71) Name of Applicant : 1)DR. ARUN J CHAUDHARI Address of Applicant :M.J. COLLEGE, JALGAON, MAHARASHTRA, INDIA, PIN OCDE: 425002 Maharashtra India
(31) Priority Document No	:NA	2)DR. RAJENDRA B WAGHULDE
(32) Priority Date	:NA	(72) Name of Inventor :
(33) Name of priority country	:NA	1)DR. ARUN J CHAUDHARI
(86) International Application No	:NA	2)DR. RAJENDRA B WAGHULDE
Filing Date	:NA	
(87) International Publication No	: NA	
(61) Patent of Addition to Application Number:	NA	
Filing Date	:NA	
(62) Divisional to Application Number	:NA	
Filing Date	:NA	

(57) Abstract :

Abstract: i Description of the Prior Art Phase detector circuits using transformers and balanced diode peak detectors are well known in the art. Ideally, such phase detectors are perfectly balanced and, even in the presence of noisy input signals, generate output signals proportional to the signal phase only. In practice, however, such balance is never perfect and the circuit may be particularly sensitive to temperature variations affecting the circuit elements. Furthermore, greater current driving capabilities are required to obtain transformer output voltages which are significantly greater than the voltage drop of the diodes when very high frequency signals are applied to such phase detection circuits. The use of a circuit simulator is more and more crucial in designing electrical and electronic gadgets. This technique makes it possible to; obtain results when the hardware is unavailable or very costly. Simulations are widely used in the industry hence it is necessary to use it astutely. Authors tried to study an important concept about "Squaring a Signal" and further it is extended to design and simulation of phase meter. Squaring a sinusoidal lead doubling its frequency and adding the dc component. In this study squaring sine wave with frequency of 5KHz gives a negative cosine wave with frequency 10KHz along with a dc term of 2V. TINA software is used for this study. TINA software has ability to perform DC analysis, AC analysis and transient analysis. Transient analysis calculates the circuit response to various input waveforms. Results are analysed using transient analysis for sinusoidal input.

No. of Pages : 9 No. of Claims : 5

(12) PATENT APPLICATION PUBLICATION

(21) Application No.202121005550 A

(19) INDIA

(22) Date of filing of Application :09/02/2021

(43) Publication Date : 19/02/2021

(54) Title of the invention : PATIENT REFERENCE NUMBER

(51) International classification :H04W0004029000,
G06Q0030020000,
H04N0021810000,
H04L0029060000,
G06F0016245700

(31) Priority Document No :NA
(32) Priority Date :NA
(33) Name of priority country :NA
(86) International Application No :NA
Filing Date :NA
(87) International Publication No : NA
(61) Patent of Addition to Application
Number :NA
Filing Date :NA
(62) Divisional to Application Number :NA
Filing Date :NA

(71)Name of Applicant :
1)BAID, Deepak Dalamchandji
Address of Applicant :B/701 The Nest Building, CTS No.
1004, Chitranjan Nagar, Rajawadi, Ghatkopar East, Mumbai
400077, India Maharashtra India
2)BAID, Indu Deepak

(72)Name of Inventor :
1)BAID, Deepak Dalamchandji
2)BAID, Indu Deepak
3)BHANUSHALI, Jayesh Odhavji
4)RATHOD, Vivika Pushpak

(57) Abstract :

Disclosed is a method (200) and a system (102) for linking a Patient Reference Number (PRN) to a profile. The method (200) comprises, receiving a registration request for creating a Patient Reference Number (PRN). The method (200) further comprises, receiving unique credentials of a patient. It may be understood that the unique credentials of the patient may comprise at least a name, and an age of the patient. Further, the method (200) comprises generating the PRN based on a demographic profile of the patient and a demographic profile of a doctor. Furthermore, the method (200) comprises assigning the PRN to the patient. It may be noted that the PRN may be unique for each patient. Finally, the method (200) comprises receiving a linking request from the patient, wherein the linking request is received for linking the PRN to a profile and wherein the profile comprises a contact number.

No. of Pages : 19 No. of Claims : 9

(54) Title of the invention : DESIGN AND DEVELOPMENT OF INNOVATIVE WASTE TREATMENT MECHANISM WITH ELECTRICITY GENERATION TECHNIQUE.

(51) International classification	:F22B0001300000, F23G0005460000, F23G0005033000, F23G0005000000, F23G0005080000	(71) Name of Applicant : 1)Pratap Manik Desai. Address of Applicant :A/P Dhalgaon Tal-Kavthemhankal Dist-Sangli Maharashtra India 2)Milind Ankush Desai 3)Vivekanand Arun naikwadi
(31) Priority Document No	:NA	(72) Name of Inventor :
(32) Priority Date	:NA	1)Pratap Manik Desai.
(33) Name of priority country	:NA	2)Milind Ankush Desai
(86) International Application No	:NA	
Filing Date	:NA	
(87) International Publication No	: NA	
(61) Patent of Addition to Application Number	:NA	
Filing Date	:NA	
(62) Divisional to Application Number	:NA	
Filing Date	:NA	

(57) Abstract :

Abstract: The Present disclosure deals Design and development of Innovative waste treatment mechanism with electricity generation to eradicate the year old problem of electricity generation with water waste mechanism which work on minimum scraps output. The method which converts all type of waste .The cross sectional area of nozzles decreases then kinetic energy increases. Turbine is placed to convert thermal energy to mechanical energy by using water tube boiler or electrode boiler. Only one boiler can be used by using this process . It will produce electrically and ethane can be produced from Co2. The operational grouping includes rubbish conveyance and capacity in an enormous pit, regularly followed by destroying, evacuation of attractive materials, and drying prior to stacking onto a stoker-grind bed. A normal warmth content for the approaching dry waste in the India around 11,600 kJ/kg (5000 Btu/lb) with impressive inconstancy relying upon the area (e.g., metropolitan or country sources) and season. The overall fluctuation of warmth content is considerably more prominent on the grounds that squander age reflects ethnic materials-use designs, just as preincineration partitions, for example, expulsions of plant squanders, papers, plastics, glass, metals (aluminium and iron), and so on, which may contribute altogether to warm substance decreases or increments the system will separate water waste for further processing. Albeit diverse MWIs have various plans, there are some basic presentation highlights. Mesh frameworks transport garbage through the ignition zones with consecutive drying, devolatilization, and consuming. Essential (under fire) air is constrained upward through the mesh. The consolidated activity of constrained air and mesh development encourages blending and burning. The Present Invention is designed such as it will automate system for collecting, shredding and segregating the waste and convert to produce electricity which is the most important part of the proposed process, the innovative Shredding and waste collector mechanism in the said prototype will be innovative mechanism which will serve the purpose for electricity generation.

No. of Pages : 12 No. of Claims : 8

(12) PATENT APPLICATION PUBLICATION

(21) Application No.202121005807 A

(19) INDIA

(22) Date of filing of Application :11/02/2021

(43) Publication Date : 19/02/2021

(54) Title of the invention : SIDE STAND LIFTING TRIGGER MECHANISM FOR TWO WHEEL VEHICLES

(51) International classification	:B62H0001020000, H01M0010440000, F16M0011200000, A63B0071060000, F16M0011240000	(71) Name of Applicant : 1)Nevil Vithani Address of Applicant :Student of GTU Affiliated College 290, No.3 Vijayrajnagar Bhavnagar, Gujarat-364001 India Gujarat India
(31) Priority Document No	:NA	2)Jay Bhatt
(32) Priority Date	:NA	3)Ruturaj Metaliya
(33) Name of priority country	:NA	4)Dharmil Shah
(86) International Application No	:NA	5)Nihit Patel
Filing Date	:NA	(72) Name of Inventor :
(87) International Publication No	: NA	1)Nevil Vithani
(61) Patent of Addition to Application	:NA	2)Jay Bhatt
Number	:NA	3)Ruturaj Metaliya
Filing Date	:NA	4)Dharmil Shah
(62) Divisional to Application Number	:NA	5)Nihit Patel
Filing Date	:NA	

(57) Abstract :

The present novel invention is a Side Stand Lifting Trigger Mechanism for Two Wheel Vehicles. It provides a safety measure in bikes to avoid unwanted accidents and damage caused by not lifting off the side stand by providing an automated side stand lifting system. It is completely working on mechanical principles and devoid of any electronic circuit and works without using any external power source. It provides a quick response mechanism to uplift the Side Stand (2) when the vehicle just starts moving at the same time the mechanism gets actuated and uplift the Side Stand (2) automatically. When the user lifts down the Side Stand (2) of the vehicle, the Conical Clutch (4) engages and as the Side Stand (2) is lifted up, it disengages. If the user forgets to lift the Side Stand (2), this mechanism will be triggered and the Side Stand (2) will be lifted up automatically.

No. of Pages : 19 No. of Claims : 8

(12) PATENT APPLICATION PUBLICATION

(21) Application No.202121005832 A

(19) INDIA

(22) Date of filing of Application :11/02/2021

(43) Publication Date : 19/02/2021

(54) Title of the invention : A VERTICAL POWER GENERATION UNIT WITH AGRICULTURAL WASTE

(51) International classification :F23G0005300000,
F23G0005000000,
A61L0002200000,
C02F0003320000,
H02J0007320000

(31) Priority Document No :NA
(32) Priority Date :NA
(33) Name of priority country :NA
(86) International Application No :NA
Filing Date :NA
(87) International Publication No : NA
(61) Patent of Addition to Application Number:NA
Filing Date :NA
(62) Divisional to Application Number :NA
Filing Date :NA

(71)Name of Applicant :

1)Ankit A. Patil

Address of Applicant :18, suman appartement, trisharan nagar,
khamla Nagpur- 440025 Maharashtra India

(72)Name of Inventor :

1)Ajinkya Ravindra Kottawar

2)Ankit A. Patil

(57) Abstract :

The present invention is related to the design and development of power generation unit which runs with the help of agricultural waste. Such as green waste, silage waste, pesticide, bio bed waste, oil, empty pesticide / chemical containers, brake fluid, waste medical component / equipment, anything use on animal including syringes, fertilizer bags, unuse animal medicine, animal dung and dry bio waste. This all waste is main reason of pollution in rural area as well as urban region. With the help of this invention, we can minimize the pollution and generate the electricity directly. This vertical device consists of water boiler, smokeless burner to burn agricultural waste, small low-pressure turbine, alternator for energy conversation, battery is given to store energy.

No. of Pages : 11 No. of Claims : 9

(12) PATENT APPLICATION PUBLICATION

(21) Application No.202121005948 A

(19) INDIA

(22) Date of filing of Application :12/02/2021

(43) Publication Date : 19/02/2021

(54) Title of the invention : REMOVABLE STEERING WHEEL MECHANISM

(51) International classification	:G06F0030230000, G09B0009040000, B60K0020060000, B62D0001040000, B62D0001100000	(71) Name of Applicant : 1)Navoday Borkar Address of Applicant :c/o Y. P. Borkar, Fendarkar Ward, Sai Nagar, Gondia, Maharashtra, India. Maharashtra India 2)Pranali Kajale
(31) Priority Document No	:NA	(72) Name of Inventor :
(32) Priority Date	:NA	1)Navoday Borkar
(33) Name of priority country	:NA	2)Pranali Kajale
(86) International Application No	:NA	
Filing Date	:NA	
(87) International Publication No	: NA	
(61) Patent of Addition to Application Number:	:NA	
Filing Date	:NA	
(62) Divisional to Application Number	:NA	
Filing Date	:NA	

(57) Abstract :

Generally, racing cars require removable steering wheel so that the driver can fit himself / herself into the compact design seat. It is therefore necessary to use a mechanism to detach and assemble the steering wheel on the steering column for egress of the driver with needed comfort and ease. A mechanism is a logical assembly of bodies, components, parts or elements to perform the desired transmission of motion. Moreover nowadays, common people are also using such mechanisms to customize the steering wheel of commercial vehicles. The presented invention is removable steering wheel mechanism for easy operation without affecting the intended results. The present invention consists of male member connected to a steering column and female member connected to steering wheel through fasteners. The system was investigated under static analysis through Finite Element Package Ansys, which yielded superior results, thus exhibiting the competency of the present invention.

No. of Pages : 27 No. of Claims : 5

(54) Title of the invention : DEVELOPMENT OF INNOVATIVE TARGETS SIMULATIONS TECHNIQUES IN SEVERE ACUTE RESPIRATORY SYNDROME CORONA VIRUS DISEASE-2 (SARS-COV-2) INFECTED INDIVIDUALS.

(51) International classification	:C07K0014005000, C12N0015113000, A61K0039000000, C12Q0001686000, C12Q0001681600	(71)Name of Applicant : 1)Devendra Vilas Deo Address of Applicant :Swami kripa apartment,Sridhar colony, Mehardham, Peth Road, Nashik Maharashtra India 2)Nawaj Najir Shaikh 3)Vivekanand Arun Naikwadi
(31) Priority Document No	:NA	(72)Name of Inventor :
(32) Priority Date	:NA	1)Devendra Vilas Deo
(33) Name of priority country	:NA	2)Nawaj Najir Shaikh
(86) International Application No	:NA	
Filing Date	:NA	
(87) International Publication No	: NA	
(61) Patent of Addition to Application Number	:NA	
Filing Date	:NA	
(62) Divisional to Application Number	:NA	
Filing Date	:NA	

(57) Abstract :

Abstract:- The Present disclosure deals with development of Innovative one of kind targets simulation techniques severe acute respiratory syndrome Corona virus disease-2 (SARS-COV-2) infected individuals Since the end years of second decade of 21st century, The SARS-CoV-2 is worldwide issue which has been affected not only health but also economic and lifestyle realm. Corona virus is single stranded positive RNA virus having long genomic RNA about 29kb enveloped by crown shaped structure. Still to date we have not promising treatment or vaccine over it. After the fusion of virus in the respiratory cells via ACE-II enzyme, it used to translate the Open reading frame-1ab and synthesized protein compiles polyprotein (pp1a and pp1ab) and proteolization of polyprotein chain gives drop and other protein entities involve in synthesis of negative stranded RNA template and blocking of host gene expression. RNA dependent RNA polymerase (RdRp)gene which is about 2.8Kb long. It is most essential protein engaged with the single stranded positive RNA virus include family Coronaviridae. Viral persistence and propagation within Renin- Angiotensin-Aldesterone system is mostly because of it. Also it is replicasTM protein and thus responsible for the viral multiplication. Therefore, it is important to study RdRp and helpful to find plausible targets against virions propagation. Antisense technology is new emerging molecular treatment a beacon eye for researchers to overwhelm viral and genetic disease. As we studied earlier, antisense is small template which is complementary to small region present on genome or desired gene i.e. desired target. In case of RNA viral infection, antisense would bind complementarily to desired targets and forms DNARNA hybrid complex. As per studied literature, Rnase H enzyme would degrade mRNA or single stranded RNA genome (or gene) at our target sites hypothetically. In case of SARS-CoV-2, designed antisense would bind to our found targets present on RdRp gene. Which plausibly degrade ORF1ab gene which is major site to translate viral proteins. These viral proteins interferes with human cellTMs central dogma specially at rough endoplasmic reticulum and inhibit the translation.

No. of Pages : 20 No. of Claims : 9

(12) PATENT APPLICATION PUBLICATION

(21) Application No.202121006042 A

(19) INDIA

(22) Date of filing of Application :12/02/2021

(43) Publication Date : 19/02/2021

(54) Title of the invention : SYSTEM AND METHOD FOR ENHANCING A NET HEAD OF A REACTION TURBINE

(51) International classification :F03B0011000000,
F03B0013080000,
F03B0003120000,
F03B0011040000,
F03B0003020000

(31) Priority Document No :NA
(32) Priority Date :NA
(33) Name of priority country :NA
(86) International Application No :NA
Filing Date :NA
(87) International Publication No : NA
(61) Patent of Addition to Application Number :NA
Filing Date :NA
(62) Divisional to Application Number :NA
Filing Date :NA

(71)**Name of Applicant :**
1)KRISHNASWAMY KUMAR
Address of Applicant :SCIENTIST 'C', CENTRAL WATER
& POWER RESEARCH STATION, MINISTRY OF JAL
SHAKTI, DEPARTMENT OF WATER RESOURCES, RIVER
DEVELOPMENT AND GANGA REJUVENATION,
KHADAKWASLA, PUNE, 411024, MAHARASHTRA, INDIA
Maharashtra India

(72)**Name of Inventor :**
1)KRISHNASWAMY KUMAR
2)SHARDUL GANGADHAR JOSHI
3)SHRI MAHESH SHAMRAO KURULEKAR
4)MAYA MAHESH KURULEKAR

(57) Abstract :

A system for enhancing a net head of a reaction turbine is provided. The system includes a reaction turbine including scroll casing, guide vane(s), and a draft tube. Further, the system also includes a first flow regulating means (30) which reduces a water level in the tailrace to a minimum threshold level from a maximum threshold level when the reaction turbine is operating at a load power corresponding to a high load and maintains the water level in the tailrace to the minimum threshold level to avoid cavitation during the flow of water in the tailrace, thereby enhancing the net head of the reaction turbine. The guide vane(s) and multiple runner blades reduce a flow rate of the water discharged from the draft tube upon operating on an arrangement of the guide vane(s) and the multiple runner blades, upon enhancing the net head of the reaction turbine. FIG. 2

No. of Pages : 21 No. of Claims : 10

(12) PATENT APPLICATION PUBLICATION

(21) Application No.202121006119 A

(19) INDIA

(22) Date of filing of Application :12/02/2021

(43) Publication Date : 19/02/2021

(54) Title of the invention : SENSOR BASED INTELLIGENT ROBOTIC DEVICE FOR ELDER PEOPLE TO DETECT THEIR FALLING AND MECHANISM TO ENSURE THEIR SAFETY

(51) International classification	:A41D0013018000, A41D0001000000, A61B0005026000, F24H0009200000, G08B0021040000	(71)Name of Applicant : 1)Abhilasha Chaudhuri Address of Applicant :B- 186 Housing Board Colony, Kota, Raipur, Pin 492010, Chattisgarh, India Chattisgarh India 2)Rishabh 3)Taruna 4)Dr Sharick Shamsi 5)Sanjaya Kumar Sarangi 6)Dr. Subhadra Mishra 7)Dr.Elavarasan Ganesan MCA.,Ph.D., 8)Dr.Atul Shiva 9)Dr. Manas Ranjan Chowdhury 10)Dr. V.Muthulakshmi 11)Pavneet Singh 12)Dr.S.Balamurugan
(31) Priority Document No	:NA	(72)Name of Inventor : 1)Abhilasha Chaudhuri 2)Rishabh 3)Taruna 4)Dr Sharick Shamsi 5)Sanjaya Kumar Sarangi 6)Dr. Subhadra Mishra 7)Dr.Elavarasan Ganesan MCA.,Ph.D., 8)Dr.Atul Shiva 9)Dr. Manas Ranjan Chowdhury 10)Dr. V.Muthulakshmi 11)Pavneet Singh 12)Dr.S.Balamurugan
(32) Priority Date	:NA	
(33) Name of priority country	:NA	
(86) International Application No	:NA	
Filing Date	:NA	
(87) International Publication No	: NA	
(61) Patent of Addition to Application	:NA	
Number	:NA	
Filing Date	:NA	
(62) Divisional to Application Number	:NA	
Filing Date	:NA	

(57) Abstract :

The Sensor Based Intelligent Robotic Device to Detect Falling of Elder People and Safety Mechanism (SIRD) helps the elderly people to make use of the SIRD in an automatic manner. Sensor kit contains various sensors to sense the various measurements and communicate to control unit dynamically. Wearable airbag coat helps to protect the user from injuries in an automatic manner. Relatives, fire service, hospitals and ambulance are helps the user when the information received. The SIRD control unit monitors the successful functioning of the whole SIRD system. By using this SIRD, the elderly people to make use of the SIRD in an automatic manner and protect from injuries.

No. of Pages : 16 No. of Claims : 3

(12) PATENT APPLICATION PUBLICATION

(21) Application No.202121006125 A

(19) INDIA

(22) Date of filing of Application :13/02/2021

(43) Publication Date : 19/02/2021

(54) Title of the invention : GHOST NET DETECTION SYSTEM

(51) International classification	:A61K0009480000, A01K0075000000, A01K0075040000, A01K0075060000, A01K0073000000
(31) Priority Document No	:NA
(32) Priority Date	:NA
(33) Name of priority country	:NA
(86) International Application No	:NA
Filing Date	:NA
(87) International Publication No	: NA
(61) Patent of Addition to Application Number	:NA
Filing Date	:NA
(62) Divisional to Application Number	:NA
Filing Date	:NA

(71)Name of Applicant :

1)Prashant Vemra

Address of Applicant :A - 503, Sharan Residency II, Opp. Dhanvihar Residency, Near Chandkheda Bus Stand, Chandkheda, Ahmedabad Gujarat India

2)Kiran Verma

(72)Name of Inventor :

1)Prashant Verma

(57) Abstract :

ABSTRACT GHOST NET DETECTION SYSTEM A ghost net detection system capable of tracking and disintegrating a lost, abandoned or discarded fishing gear, partially or in totality, in water body is proposed. The system consists of a variety of net capsule (200) capable of inflating a balloon, sending acoustic signal or cutting the net thread (102), in different combination, attached to the net thread (102) inseparably. The net capsules (200) are mounted in a specific pattern to achieve fishing net disintegration in to smaller pieces. A master capsule (300) attached to the rope or lead line (101) of the fishing net (100) is an active tracking device, transmitting an acoustic signal in water and LORA signal in air. The combination of net capsule (200) along with master capsule (300) is used to track, recover or disintegrate the fishing gear lost in water. Figure 1

No. of Pages : 27 No. of Claims : 10

(12) PATENT APPLICATION PUBLICATION

(21) Application No.202121006126 A

(19) INDIA

(22) Date of filing of Application :13/02/2021

(43) Publication Date : 19/02/2021

(54) Title of the invention : DESIGN AND IMPLEMENTATION OF SMART HEART RATE MONITORING SYSTEM USING IOT

(51) International classification	:A61B0005000000, A61B0005024000, A61B0005110000, A61B0005020500, G16H0040670000	(71)Name of Applicant : 1)Dr. Narayan Dattatraya Totewad,B. K. Birla College of Arts, Science & Commerce (Autonomous) Address of Applicant :Department of Microbiology, B. K. Birla College of Arts, Science & Commerce (Autonomous), Affiliated to University of Mumbai, Gauripada, Kalyan, Mumbai Maharashtra India 421304 Maharashtra India
(31) Priority Document No	:NA	(72)Name of Inventor :
(32) Priority Date	:NA	1)Dr. Narayan Dattatraya Totewad,B. K. Birla College of Arts, Science & Commerce (Autonomous)
(33) Name of priority country	:NA	2)Dr. Ram Digamber Isankar,Govt. Vidharbha Institute of Science and Humanities
(86) International Application No	:NA	3)Dr. Siddharth Anandrao Waghmare,Ghulam Nabi Azad Arts, Commerce & Science
Filing Date	:NA	4)Dr. Dasharath Dattatray Kondhare,Swami Ramanand Teerth Marathwada University
(87) International Publication No	: NA	5)Dr. Prakash Pralhad Sarwade,Shikshan Maharshi Guruvarya R. G. Shinde Mahavidyalaya
(61) Patent of Addition to Application Number	:NA	6)Dr. Kavita Narayan Gaisamudre (Sarwade),Shriman Bhausaheb Zadbuke Mahavidyalaya
Filing Date	:NA	
(62) Divisional to Application Number	:NA	
Filing Date	:NA	

(57) Abstract :

Heart rate and breathing pattern are the vital signs indicating the physical condition of a person. Smart health monitoring involves measurement and analysis of these vital signs. In this invention, a novel method for identifying the pattern of heart rate of a person is proposed. This invention is able to detect heart abnormalities namely atrial fibrillation, atrial flutter and ventricular fibrillation. Front end hardware is IoT based which involves ECG patch consisting of wearable analog front end circuit with a Bluetooth module able to detect ECG signals. Real time ECG signal is displayed on the smart devices via the application which is also able to label instantly unusual signals detecting cardiac disease in real time. ECG signals recorded from the wearable ECG patch is sent to cloud database where ECG signals of each of the user is stored, acting as a big data database for the Artificial Intelligence algorithm for detecting cardiac disease. Algorithm for detection of heart disease is based on convolutional neural network which provides an accuracy of 94.8%.

No. of Pages : 13 No. of Claims : 6

(12) PATENT APPLICATION PUBLICATION

(21) Application No.202121006145 A

(19) INDIA

(22) Date of filing of Application :13/02/2021

(43) Publication Date : 19/02/2021

(54) Title of the invention : CLOUD BASE TRAFFIC SIGNAL DISPLAY SYSTEM

(51) International classification	:G09F0015000000, G09F0013000000, H04W0004060000, G08G0001095000, H04L0012180000	(71) Name of Applicant : 1)Bhagwan Shirsekar Address of Applicant :501, Shri Saiprasad CHS, mithaghar road, Mulund east Mumbai 400081, Maharashtra State Maharashtra India
(31) Priority Document No	:NA	(72) Name of Inventor :
(32) Priority Date	:NA	1)Bhagwan Shirsekar
(33) Name of priority country	:NA	2)Nilesh Gawali
(86) International Application No	:NA	
Filing Date	:NA	
(87) International Publication No	: NA	
(61) Patent of Addition to Application Number	:NA	
Filing Date	:NA	
(62) Divisional to Application Number	:NA	
Filing Date	:NA	

(57) Abstract :

The present invention relates to cloud base traffic signal display system for motor vehicle traffic controls at road intersections, wherein the present invention system is useful to display a public message broadcasting and advertising display system designed to work in conjunction with the existing network of street traffic signals within a city. The present invention system further includes a countdown message with presentation area for a driver to read, at least while at a red light. The message presentation is preferably news and or advertising, but could be jokes, streaming of a media broadcast or any other message.

No. of Pages : 15 No. of Claims : 8

(12) PATENT APPLICATION PUBLICATION

(21) Application No.202121006157 A

(19) INDIA

(22) Date of filing of Application :13/02/2021

(43) Publication Date : 19/02/2021

(54) Title of the invention : A SMART E-BIKE FOR PROVIDING HELMET OPERATIONS AND TRAFFIC ASSISTANCE TO A DRIVER

(51) International classification	:A42B0003040000, A42B0003280000, B62M0006450000, B60Q0009000000, B62M0006600000	(71) Name of Applicant : 1)Dr. Archana Shribhate Address of Applicant :162, Nelco Society, Near Jaitala Road, Nagpur Maharashtra India
(31) Priority Document No	:NA	(72) Name of Inventor :
(32) Priority Date	:NA	1)Dr. Archana Shribhate
(33) Name of priority country	:NA	2)Mohammad Safique
(86) International Application No	:NA	
Filing Date	:NA	
(87) International Publication No	: NA	
(61) Patent of Addition to Application Number	:NA	
Filing Date	:NA	
(62) Divisional to Application Number	:NA	
Filing Date	:NA	

(57) Abstract :

A smart e-bike (100) for providing helmet operations and traffic assistance to a driver of a smart e-bike (100), the system including: (i) a helmet unit (102) which is mounted at a front end of the smart e-bike (100). The helmet unit is configured with a press button (202) to verify a use of the helmet by the driver. A sensor (204) to verify an alcohol consumption by the driver and a first micro-control (206) unit to verify an output of a press button of the helmet unit and the sensor (204), and (ii) an bike unit (104) which is configured with a second micro-controller (404) to receive a signal from the helmet unit (102) and a traffic signaling system (106). The second micro-controller is placed at an ignition relay (406) of the smart e-bike. The ignition relay (406) turns on the smart e-bike when the signal received is green. FIG. 1

No. of Pages : 20 No. of Claims : 10

(12) PATENT APPLICATION PUBLICATION

(21) Application No.202121006193 A

(19) INDIA

(22) Date of filing of Application :14/02/2021

(43) Publication Date : 19/02/2021

(54) Title of the invention : A ELECROSPUN NANOFIBROUS MEMBRANE BASED PRECARTRIDGE FOR REDUCING CREATININE IN HEMODIALYSIS PROCESS

(51) International classification	:A61M0001160000, D01D0005000000, D04H0001728000, G01N0033700000, A61M0001360000	(71) Name of Applicant : 1)Ms.Archana Gadakh Address of Applicant :PEST TM s Modern College of Pharmacy(For Ladies), Moshi, Pune- 412105, Maharashtra India Maharashtra India
(31) Priority Document No	:NA	2)Dr.Gajanan Ekbote
(32) Priority Date	:NA	3)Dr. Shashikant Dhole
(33) Name of priority country	:NA	4)Dr.Kiran Kharat
(86) International Application No	:NA	5)Mrs. Sonali Chintamani
Filing Date	:NA	(72) Name of Inventor :
(87) International Publication No	: NA	1)Ms.Archana Gadakh
(61) Patent of Addition to Application Number	:NA	2)Dr.Gajanan Ekbote
Filing Date	:NA	3)Dr. Shashikant Dhole
(62) Divisional to Application Number	:NA	4)Dr.Kiran Kharat
Filing Date	:NA	5)Mrs. Sonali Chintamani

(57) Abstract :

Title: A ELECROSPUN NANOFIBROUS MEMBRANE BASED PRECARTRIDGE FOR REDUCING CREATININE IN HEMODIALYSIS PROCESS ABSTRACT: A electrospun nanofibrous membrane based precartridge for reducing creatinine in hemodialysis process (fig 13) as claimed in claim 1, is disclosed herein. This medical device acting as a electrospun nanofibrous membrane based pre-cartridge comprises an outer case (fig 8, fig 9) made up of Acrylonitrile butadiene styrene which is functionally coupled with another embodiment polyacrylonitrile nanofiber membrane of copper prepared by electrospinning technology. During hemodialysis, this medical device is appended to the existing hemodialysis machines. Due to this, initially the patientTMs blood comes in contact with this appended medical device. The nanofiber membrane facilitates the blood creatinine reduction by its adsorption resulting into considerable reduction of actual treatment duration of hemodialysis from four hours to the range between thirty minutes to one hour. Usage of this medical device during hemodialysis proves to be very cost-effective, less laborious and time saving for the dialysis patients. FIG 13

No. of Pages : 27 No. of Claims : 4

(54) Title of the invention : IOT BASED AUTOMATIC ELECTROCUTION PREVENTOR

(51) International classification	:A23K0020147000, C12P0019040000, B82Y0030000000, C22B0003000000, C08L0097020000	(71) Name of Applicant : 1)Dr. S. ANBUMALAR Address of Applicant :NO:27, SRI NATESAN NAGAR, VILLIANUR, PUDUCHERRY-605 110 Pondicherry India 2)S. KARTHIK 3)B. SHRI KARTHICK
(31) Priority Document No	:NA	(72) Name of Inventor : 1)Dr. S. ANBUMALAR 2)S. KARTHIK 3)B. SHRI KARTHICK
(32) Priority Date	:NA	
(33) Name of priority country	:NA	
(86) International Application No	:NA	
Filing Date	:NA	
(87) International Publication No	: NA	
(61) Patent of Addition to Application Number	:NA	
Filing Date	:NA	
(62) Divisional to Application Number	:NA	
Filing Date	:NA	

(57) Abstract :

Power sector has encountered many technical issues both expected and unexpected till date, of which a few are fatal in effect. Line breakage in feeder and distributor line is one such major problem in power sector. Feeder breakage is already addressed and taken care of. But in today's system, when there is an electrical line breakage in distributor line, we don't have a system which acts immediately to cater to the cause. When a distributor line breaks, it is still a live wire in one end and a dead one on the other side. This live wire which falls down on the ground is dangerous. Any man or animal touching it will be electrocuted immediately. As on date, people complain of power cut and if the distribution transformer supply is on, line man confirms that there has been a breakage and goes in search of the breakage region. By this time, if man stamps the live broken wire, he gets electrocuted and dies in seconds. This model describes our proposal methodology to cater to this dangerous problem. This model has GSM attached to all the pole ends and to the distribution transformer. A sensor will check for voltage below a lower voltage value catering to the voltage fluctuation in distributor line. Say the voltage is below 100 V, and then the GSM near the corresponding pole end will send an 'ALERT' message to the GSM linked to the distributor transformer. Immediately, the distributor transformer side power supply is cut off by opening the circuit breaker. Hence, the live wire becomes dead. Also, after this an 'OPEN CIRCUIT FAULT' message will be sent to the Electricity Board (EB) data base via IOT and to the lineman. Once the lineman rectifies the breakage and brings continuity, he will send a 'RESET' message to the GSM near the distributor transformer. This will reset the distributor transformer side circuit breaker to closed position and thus the power supply is turned on. By this way, line breakage is detected automatically to prevent the electrocution of man and animals due to it. In addition to make more cost effective IOT in cities are implemented instead of GSM and GSM only in areas with poor internet connectivity.

No. of Pages : 12 No. of Claims : 5

(12) PATENT APPLICATION PUBLICATION

(21) Application No.201941004979 A

(19) INDIA

(22) Date of filing of Application :08/02/2019

(43) Publication Date : 19/02/2021

(54) Title of the invention : ASTUTE BUS IDENTIFICATION SYSTEM FOR THE VISUALLY IMPAIRED

(51) International classification	:A23K0020147000, C12P0019040000, B82Y0030000000, C22B0003000000, C08L0097020000	(71) Name of Applicant : 1)Dr.K. SURESH Address of Applicant :No.4, Jothirama Lingam Street, Sakthi Nagar, Saram, Puducherry, India, Pin Code-605 013. Pondicherry India
(31) Priority Document No	:NA	2)S. ARUNESH VASAN
(32) Priority Date	:NA	(72) Name of Inventor :
(33) Name of priority country	:NA	1)Dr.K. SURESH
(86) International Application No	:NA	2)S. ARUNESH VASAN
Filing Date	:NA	
(87) International Publication No	: NA	
(61) Patent of Addition to Application Number	:NA	
Filing Date	:NA	
(62) Divisional to Application Number	:NA	
Filing Date	:NA	

(57) Abstract :

Visually Impaired Person (VIP) encounters many difficulties while finding the way, boarding a Bus. To overcome the drawbacks of the existing technologies, present invention generally relates to improvements in a VIP navigation system that uses Global Positioning System (GPS) and Global System for Mobile communication (GSM). The system consists of key features like GPS (to identify the location of Bus) and GSM module (Sends message to VIP), Audio playback system, Numeric keypad using Microcontroller. It also includes latitude, longitude and distance .which are calibrated for the specified routes. The desired bus that the VIP wants to travel is notified to him/her. When, he/she presses a button on the user module the distance of the bus is sent to the VIP. The Bus driver can also know the existence of the VIP in the particular bus station. With the help of this system, the main problems during the journey of the VIP can be solved. This present invention can be applied in real-time which will create a prospect for the VIP to utilize the transportation in a more convenient way.

No. of Pages : 13 No. of Claims : 4

(12) PATENT APPLICATION PUBLICATION

(21) Application No.202041006792 A

(19) INDIA

(22) Date of filing of Application :17/02/2020

(43) Publication Date : 19/02/2021

(54) Title of the invention : METHOD AND SYSTEM FOR GENERATING SPREADING CODES BASED ON INTERLEAVED Z4-LINEAR SEQUENCES FOR NAVIGATION SYSTEMS

(51) International classification	:H04B0001713600, H04J0013100000, G01S0019330000, G06Q0010060000, G01S0019300000	(71) Name of Applicant : 1)Indian Institute of Science Address of Applicant :C V Raman Road, Bangalore -560012, Karnataka, India. Karnataka India 2)Indian Space Research Organization
(31) Priority Document No	:NA	(72) Name of Inventor :
(32) Priority Date	:NA	1)PANGANAMALA VIJAY KUMAR
(33) Name of priority country	:NA	2)DILEEP DHARMAPPA
(86) International Application No	:NA	3)SUGANDH MISHRA
Filing Date	:NA	
(87) International Publication No	: NA	
(61) Patent of Addition to Application Number	:NA	
Filing Date	:NA	
(62) Divisional to Application Number	:NA	
Filing Date	:NA	

(57) Abstract :

A system and method is provided for generating a pseudorandom sequence family suitable for satellite-based navigation systems. The family is derived by suitably interleaving a family of binary Z4-linear sequences and is referred to as a family of Interleaved Z4-linear (IZ4) spreading codes. The IZ4 family is efficient in terms of even and odd autocorrelation and cross-correlation as well as balance properties and compares very favourably with sequences employed by GPS and Beidou systems as judged by most common performance measures. The proposed system and the method do not need either padding or puncturing of bits to achieve the mandated period of 10230. Efficient shift-register techniques can be employed to generate the spreading codes.

No. of Pages : 54 No. of Claims : 25

(12) PATENT APPLICATION PUBLICATION

(21) Application No.202041007106 A

(19) INDIA

(22) Date of filing of Application :19/02/2020

(43) Publication Date : 19/02/2021

(54) Title of the invention : MUTUAL COMPENSATOR EXTRACTOR

(51) International classification	:H01M0010440000, G11B0017049000, G03G0015080000, A24D0003060000, B65D0006220000	(71) Name of Applicant : 1)JAYAKUMAR P Address of Applicant :JAYABHAVAN MUTTAPPALAM, PERUNGUZHI P.O, THIRUVANANTHAPURAM, KERALA, PINCODE-695305. Kerala India
(31) Priority Document No	:NA	(72) Name of Inventor :
(32) Priority Date	:NA	1)JAYAKUMAR P
(33) Name of priority country	:NA	
(86) International Application No	:NA	
Filing Date	:NA	
(87) International Publication No	: NA	
(61) Patent of Addition to Application Number	:NA	
Filing Date	:NA	
(62) Divisional to Application Number	:NA	
Filing Date	:NA	

(57) Abstract :
N/A

No. of Pages : 33 No. of Claims : 9

(12) PATENT APPLICATION PUBLICATION

(21) Application No.202041007599 A

(19) INDIA

(22) Date of filing of Application :22/02/2020

(43) Publication Date : 19/02/2021

(54) Title of the invention : INTELLIGENT TRANSPORT SYSTEM AND METHOD FOR OBTAINING AND VALIDATING DIGITAL TICKET PASS THEREOF

(51) International classification	:H04W0004800000, B65G0001040000, H04W0088060000, H04W0072120000, G09F0021040000	(71) Name of Applicant : 1)Series 5 Labs Private Limited Address of Applicant :No. 314 Synapse Nest, 7/3 Itpl Main Road Kundalahalli Gate, Bangalore-560037 Karnataka, India hereby authorize Divya Sridharan having the communication address at, Flat 2C, Doshi Tranquil Apartments, Canara Bank Lane, Velachery, Chennai 600043 Tamil Nadu India
(31) Priority Document No	:NA	(72) Name of Inventor :
(32) Priority Date	:NA	1)Series 5 Labs Private Limited
(33) Name of priority country	:NA	
(86) International Application No	:NA	
Filing Date	:NA	
(87) International Publication No	: NA	
(61) Patent of Addition to Application Number	:NA	
Filing Date	:NA	
(62) Divisional to Application Number	:NA	
Filing Date	:NA	

(57) Abstract :

A METHOD FOR OBTAINING AND VALIDATING A UNIVERSAL DIGITAL TICKET PASS IN A SMART TRANSPORTATION SYSTEM A method for obtaining and validating a universal digital ticket pass of a transit vehicle in a smart transportation system carrying users in real-time includes steps of generating and sending a universal digital ticket pass to the user on a user device for travelling in the transit vehicle, 10 monitoring a contemporaneous geo-location status information of the transit vehicle, communicating and broadcasting vehicle information on the user device, calculating time for boarding the transit vehicle based on the contemporaneous geo-location status information of the transit vehicle, validating the universal digital ticket pass and the user by verifying a last 4 digits of a waybill number of the universal digital ticket pass with the waybill number of an 15 auto downloaded abstract. Fig. 9

No. of Pages : 37 No. of Claims : 10

(12) PATENT APPLICATION PUBLICATION

(21) Application No.202041017826 A

(19) INDIA

(22) Date of filing of Application :27/04/2020

(43) Publication Date : 19/02/2021

(54) Title of the invention : AN IMPROVED GEL COMPOSITION OF ETHANOLIC LEAF EXTRACT OF ACALYFA INDIA LINN FOR ANTI-INFLAMMATORY ACTIVITY

(51) International classification	:A61K0009060000, A61K0009000000, A61Q0019000000, A61K0008040000, A61K0008630000	(71) Name of Applicant : 1)Padmavathi Sakinala Address of Applicant :Dept of pharmaceutical chemistry, Nirmala college of pharmacy, Atmakur, Mangalagiri, Guntur, AP- 522503. Telangana India
(31) Priority Document No	:NA	(72) Name of Inventor :
(32) Priority Date	:NA	1)Padmavathi Sakinala
(33) Name of priority country	:NA	2)Shaik Abdul Rahaman
(86) International Application No	:NA	3)G. Sai Sree Lakshmi
Filing Date	:NA	4)Vindhya. G
(87) International Publication No	: NA	5)Joji babu V
(61) Patent of Addition to Application	:NA	6)Ayyappa, K.N.V.S
Number	:NA	7)Surya Narayana R
Filing Date	:NA	8)Madhu. K
(62) Divisional to Application Number	:NA	9)Mabu Subhani SK
Filing Date	:NA	10)N. Mohan
		11)M. Lakshmipathi
		12)N. Manoj
		13)Kameshwara Rao .S

(57) Abstract :

The present invention directed towards the preparation of Gel for topical application comprising Acalypha Indica, wherein the present invention also includes the gel composition with an improved anti-inflammatory activity. The present invention also has shown a superior anti-inflammatory activity in comparison with other anti-inflammatory agents. The gel is used for treating the pains and strains. It is not having any irritation to the skin.

No. of Pages : 11 No. of Claims : 7

(12) PATENT APPLICATION PUBLICATION

(21) Application No.202041029980 A

(19) INDIA

(22) Date of filing of Application :14/07/2020

(43) Publication Date : 19/02/2021

(54) Title of the invention : A VACUUM SUCTION GRIPPER

(51) International classification	:B65G0047910000, H01R0012700000, B66C0001020000, B43M0003040000, H01R0012720000	(71) Name of Applicant : 1)SRM Institute of Science and Technology Address of Applicant :Kattankulathur, Chennai-603203, Tamil Nadu, India Tamil Nadu India
(31) Priority Document No	:NA	(72) Name of Inventor :
(32) Priority Date	:NA	1)CHODA, Vasanth Kumar
(33) Name of priority country	:NA	2)SETHURAMALINGAM, Prabhu
(86) International Application No	:NA	3)DOMMETI, Vamsi Krishna
Filing Date	:NA	4)VELAGAPUDI, Raghavendra Rao
(87) International Publication No	: NA	
(61) Patent of Addition to Application Number	:NA	
Filing Date	:NA	
(62) Divisional to Application Number	:NA	
Filing Date	:NA	

(57) Abstract :

ABSTRACT A VACUUM SUCTION GRIPPER The present disclosure relates to the field of vacuum suction grippers. The envisaged vacuum suction gripper (100) comprises a hub (102) and a plurality of gripper arms (104), each having an elongate body, is mounted on the hub (102). A vacuum suction cup (107) is mounted on an operative end of each gripper arm (104) for gripping a component. An angular adjusting mechanism (109) is located between each gripper arm (104) and the hub (102). The angular adjusting mechanism (109) is configured to facilitate adjustment of the angle of the gripper arm (104) with respect to other gripper arms (104). A sliding arrangement is configured to facilitate positioning of said suction cup (107) along said gripper arm (104).

No. of Pages : 14 No. of Claims : 9

(12) PATENT APPLICATION PUBLICATION

(21) Application No.202041030029 A

(19) INDIA

(22) Date of filing of Application :15/07/2020

(43) Publication Date : 19/02/2021

(54) Title of the invention : PROCESS FOR THE PREPARATION OF (3R,4R)-(1-BENZYL-4-METHYLPYPERIDIN-3-YL)-METHYLAMINE •

(51) International classification	:C07D0211560000, C07D0487040000, C07D0211020000, C07D0211980000, C07D0213750000	(71) Name of Applicant : 1)Optimus Drugs PVT LTD Address of Applicant :OPTIMUS DRUGS PVT LTD 2nd Floor, Sy No. 37/A & 37/P, Plot No. 6P, Signature Towers, Kothaguda, Kondapur, Hyderabad-500084, Telangana, India Telangana India
(31) Priority Document No	:NA	(72) Name of Inventor :
(32) Priority Date	:NA	1)DESI REDDY, Srinivas Reddy
(33) Name of priority country	:NA	2)PEKETI, Subbareddy
(86) International Application No	:NA	
Filing Date	:NA	
(87) International Publication No	: NA	
(61) Patent of Addition to Application Number	:NA	
Filing Date	:NA	
(62) Divisional to Application Number	:NA	
Filing Date	:NA	

(57) Abstract :

ABSTRACT TITLE: PROCESS FOR THE PREPARATION OF (3R,4R)-(1-BENZYL-4-METHYLPYPERIDIN-3-YL)-METHYLAMINE • The present invention relates to a process for preparation of (3R,4R)-(1-benzyl-4-methylpiperidin-3-yl)-methylamine (1) by employing novel compound of formula (4) and (5). The compound of formula (1) is a key intermediate for the synthesis of Tofacitinib citrate.

No. of Pages : 25 No. of Claims : 10

(12) PATENT APPLICATION PUBLICATION

(21) Application No.202041031259 A

(19) INDIA

(22) Date of filing of Application :21/07/2020

(43) Publication Date : 19/02/2021

(54) Title of the invention : UNIVERSAL, WEIGHTLESS PPE HEAD GEAR WITH GOOD VISIBILITY COVERING UPTO UPPER CHEST FOR PERSONAL PROTECTION

(51) International classification	:A41D0013110000, A62B0023020000, A42B0001040000, C02F0001520000, A62B0018000000	(71) Name of Applicant : 1)Saveetha Medical College Address of Applicant :Saveetha Medical College, Saveetha Nagar, Thandalam, Chennai, Tamil Nadu 602105, India Tamil Nadu India
(31) Priority Document No	:NA	(72) Name of Inventor :
(32) Priority Date	:NA	1)Dr. Balarama S Kaimal
(33) Name of priority country	:NA	2)Dr. Yogesh Mohan
(86) International Application No	:NA	3)Dr. Lal D V
Filing Date	:NA	4)Devika S Kumar
(87) International Publication No	: NA	
(61) Patent of Addition to Application Number	:NA	
Filing Date	:NA	
(62) Divisional to Application Number	:NA	
Filing Date	:NA	

(57) Abstract :

A ubiquitous, weightless face hood with good visibility and ease of movement which is foldable to help in easy transport and carrying, which fits tightly on head when worn, which allows for full front view even without the need for bending to see the objects lower down. At the same time this should allow for free movement of head inside the face hood itself allowing freedom for the person using it. (Refer Fig. 1)

No. of Pages : 10 No. of Claims : 1

(12) PATENT APPLICATION PUBLICATION

(21) Application No.202041031965 A

(19) INDIA

(22) Date of filing of Application :27/07/2020

(43) Publication Date : 19/02/2021

(54) Title of the invention : FAKE NEWS ANALYSIS USING MACHINE LEARNING AND UPDATEABLE NEURAL ANALYSIS

<p>(51) International classification :G06Q0010100000, G06N0003080000, H04L0029060000, G06N0003063000, G06N0020000000</p> <p>(31) Priority Document No :NA</p> <p>(32) Priority Date :NA</p> <p>(33) Name of priority country :NA</p> <p>(86) International Application No :NA Filing Date :NA</p> <p>(87) International Publication No : NA</p> <p>(61) Patent of Addition to Application Number :NA Filing Date :NA</p> <p>(62) Divisional to Application Number :NA Filing Date :NA</p>	<p>(71)Name of Applicant : 1)PEDDAKASULA KIRANMAI (ASSISTANT PROFESSOR) Address of Applicant :(DEPARTMENT OF COMPUTER SCIENCE AND ENGINEERING), Address: BHARAT INSTITUTE OF ENGINEERING AND TECHNOLOGY, MANGALPALLY (VILLAGE), IBRAHIMPATNAM (MANDAL), RANGA REDDY (DISTRICT), HYDERABAD, TELANANA-501510, INDIA. E-mail: kiranmai.peddakasula@gmail.com Telangana India</p> <p>2)D.L.N. PRASUNNA (ASSISTANT PROFESSOR) 3)SARABU JOSHNA (ASSISTANT PROFESSOR) 4)J NARESH KUMAR (ASSISTANT PROFESSOR) 5)PATHI RADHIKA (ASSISTANT PROFESSOR) 6)CHANNABASAMMA (ASSISTANT PROFESSOR) 7)A. SAI SANTHOSH (ASSISTANT PROFESSOR) 8)A ARUNA KUMARI (ASSISTANT PROFESSOR)</p> <p>(72)Name of Inventor : 1)PEDDAKASULA KIRANMAI (ASSISTANT PROFESSOR) 2)D.L.N. PRASUNNA (ASSISTANT PROFESSOR) 3)SARABU JOSHNA (ASSISTANT PROFESSOR) 4)J NARESH KUMAR (ASSISTANT PROFESSOR) 5)PATHI RADHIKA (ASSISTANT PROFESSOR) 6)CHANNABASAMMA (ASSISTANT PROFESSOR) 7)A. SAI SANTHOSH (ASSISTANT PROFESSOR) 8)A ARUNA KUMARI (ASSISTANT PROFESSOR)</p>
---	---

(57) Abstract :

Patent Title: FAKE NEWS ANALYSIS USING MACHINE LEARNING AND UPDATEABLE NEURAL ANALYSIS ENGINE. ABSTRACT My Invention FAKE NEWS ANALYSIS USING MACHINE LEARNING AND UPDATEABLE NEURAL ANALYSIS ENGINE is a system, technology and advanced computer program product are provided for detecting an unwanted message. First, an electronic mail message is received. The invented technology provides the Text in the electronic mail message is decomposed, Statistics associated with the text are gathered using a statistical analyze. A neural network engine coupled to the statistical analyze is taught to recognize unwanted messages based on statistical indicators and also the statistical indicators are analyzed utilizing the neural network engine for determining whether the electronic mail message is an unwanted message. The invented technology also mentioned above, the neural network engine can be taught to recognize unwanted messages. In one process of teaching the neural network, for Examples are provided to the neural network engine and the examples are of wanted messages and unwanted messages. Each of the examples is associated with a desired output. Each of the examples is processed with statistics by the neural network engine for generating weights for the statistics. Each of the weights is used to denote wanted and unwanted messages. Preferably, the neural network engine utilizes adaptive linear combination for adjusting the weights. Logic associated with the neural network engine is updated based on the processing by the neural network engine.

No. of Pages : 26 No. of Claims : 9

(12) PATENT APPLICATION PUBLICATION

(21) Application No.202041037319 A

(19) INDIA

(22) Date of filing of Application :30/08/2020

(43) Publication Date : 19/02/2021

(54) Title of the invention : AN APPARATUS FOR PROVIDING LIFE SAFETY AND FISHING ASSISTANCE FOR FISHERS

(51) International classification	:H04L0029080000, H04W0004700000, H04L0012280000, H02J0003000000, G06F0011070000	(71) Name of Applicant : 1)INNOGLE TECHNOLOGIES PRIVATE LIMITED Address of Applicant :No. 42/81 TTK ROAD, ALWARPET, CHENNAI - 600018, TAMIL NADU Tamil Nadu India
(31) Priority Document No	:NA	(72) Name of Inventor :
(32) Priority Date	:NA	1)Shobana Uthayashankar
(33) Name of priority country	:NA	2)Uthayashankar V
(86) International Application No	:NA	
Filing Date	:NA	
(87) International Publication No	: NA	
(61) Patent of Addition to Application Number	:NA	
Filing Date	:NA	
(62) Divisional to Application Number	:NA	
Filing Date	:NA	

(57) Abstract :

An apparatus (100) for providing life safety and fishing assistance to fishers, researchers, and other authorities, such as the coast guard, is disclosed. The apparatus (100) comprises: a plurality of Internet of Things (IoT) devices, said plurality of IoT devices being communicatively associated with a hub (200). The hub (200) facilitates the monitoring and controlling of the operations of the apparatus (100). The hub (200) is connected with an at least one external device (50) through a communication interface (201), and facilitates the communicating with the at least one external device (50) by a user. The method of working of the apparatus (100) is also disclosed.

No. of Pages : 29 No. of Claims : 5

(54) Title of the invention : HAND OPERATED WATER PUMPING MACHINE

(51) International classification	:H04W0040020000, A01G0027000000, A01G0009240000, A43D0021120000, H04W0048180000	(71) Name of Applicant : 1)M.D.Raj kamal Address of Applicant :Assistant Professor Mechanical engineering Velammal Institute of Technology Chennai -kolkata high Road, p anchetti-601204. Thiruvallur district. 9092672367 kamalaerodynamics@gmail.com Tamil Nadu India
(31) Priority Document No	:NA	2)S.Kaliappan
(32) Priority Date	:NA	3)VIKASH M.R.
(33) Name of priority country	:NA	4)Praveen S
(86) International Application No	:NA	5)Nachiappan.N
Filing Date	:NA	(72) Name of Inventor :
(87) International Publication No	: NA	1)M.D.Raj kamal
(61) Patent of Addition to Application Number	:NA	2)S.Kaliappan
Filing Date	:NA	3)VIKASH M.R.
(62) Divisional to Application Number	:NA	4)Praveen S
Filing Date	:NA	5)Nachiappan.N

(57) Abstract :

The invention Hand Operated Water Pumping Machine • is a device for watering the crops and plants. In India nearly two-third of population depends directly on agriculture. Agriculture contributes 26 percent of gross domestic product (GDP) to our country. Agriculture contributes many raw materials for industries. But agriculture is depleted in our country due to various reasons. This device is mainly used to water the plants and also remove excess water which are caused by floods, heavy rainfall. Hence, this invention does not require any electricity, fuels, etc.

No. of Pages : 9 No. of Claims : 5

(54) Title of the invention : SUAV WOMEN SECURITY: AUTOMATIC WOMEN SECURITY USING STREET LIGHT AND AUTO RUN UNMANNED ARIEL VEHICLE USING IOT - BASED TECHNOLOGY.

<p>(51) International classification</p> <p>(31) Priority Document No</p> <p>(32) Priority Date</p> <p>(33) Name of priority country</p> <p>(86) International Application No Filing Date</p> <p>(87) International Publication No</p> <p>(61) Patent of Addition to Application Number Filing Date</p> <p>(62) Divisional to Application Number Filing Date</p>	<p>:B64C0039020000, B64F0001000000, F21V0029580000, H05B0047120000, F21V0021150000</p> <p>:NA</p> <p>:NA</p> <p>:NA</p> <p>:NA</p> <p>:NA</p> <p>:NA</p> <p>:NA</p> <p>:NA</p> <p>:NA</p> <p>:NA</p>	<p>(71)Name of Applicant :</p> <p>1)Ms. MARY JACOB (ASSISTANT PROFESSOR) Address of Applicant :DEPARTMENT OF COMPUTER SCIENCE, KRISTU JAYANTI COLLEGE(AUTONOMOUS), K. NARAYANAPURA, KOTHANUR, BANGALORE, KARNATAKA, INDIA-560077. E-mail: maryjacob05@gmail.com Karnataka India</p> <p>2)Dr. K. KALAISELVI (ASSISTANT PROFESSOR)</p> <p>3)Dr. JASMINE BEULAH G (ASSISTANT PROFESSOR)</p> <p>4)Mr. ASWIN HERBERT SATISH (ASSISTANT PROFESSOR)</p> <p>5)Ms. GOPIKA S (ASSISTANT PROFESSOR)</p> <p>6)Mr. AMJAD HASSAN KHAN MK (ASSISTANT PROFESSOR)</p> <p>(72)Name of Inventor :</p> <p>1)Ms. MARY JACOB (ASSISTANT PROFESSOR)</p> <p>2)Dr. K. KALAISELVI (ASSISTANT PROFESSOR)</p> <p>3)Dr. JASMINE BEULAH G (ASSISTANT PROFESSOR)</p> <p>4)Mr. ASWIN HERBERT SATISH (ASSISTANT PROFESSOR)</p> <p>5)Ms. GOPIKA S (ASSISTANT PROFESSOR)</p> <p>6)Mr. AMJAD HASSAN KHAN MK (ASSISTANT PROFESSOR)</p>
--	--	---

(57) Abstract :

ABSTRACT Our Invention • SUAV Women Security • isa lighting system is provided having a movement system as per women need through audio, help word or any other input, a light source, auto run drone are repositionable via the movement system, a sensor, a controller, and a communication system. The controller may control characteristics of the light emitted by the light source, at women movement, women help word, rotation of the panel by the movement system, and receiving signal information from the sensor. The communication system exchange data between the controller and an external device, the light source and the movement system being remotely controllable by logic received using the controller via the communication system. The light source, the movement system, the controller, the sensor, and the communication system are installable in a drone. Wearable apparatus may be used with the system. Objects may be tracked and illuminated. The communication system may operate wirelessly. The drone auto communicable with additional drones to exchange data regarding status and coordinate operation, and wherein the drone transmits a homing signal detectable by the external device to provide location information about the drone. New Drone Status used to control the drone, to coordinate operation with other drones, and where a drone can sense a homing signal to an inductive plate drone recharging platform, get GPS coordinates, go to recharging platform.

No. of Pages : 23 No. of Claims : 10

(12) PATENT APPLICATION PUBLICATION

(21) Application No.202041043977 A

(19) INDIA

(22) Date of filing of Application :09/10/2020

(43) Publication Date : 19/02/2021

(54) Title of the invention : A METHOD TO ACCURATE, ROBUST AND FAST PORTING ANALYZER TO ASSIST IN SOFTWARE FORKING PROCESS

(51) International classification	:G06F0008710000, G06F0008300000, G06F0008400000, G06F0008510000, G06F0008650000	(71) Name of Applicant : 1)Sanjay B. Ankali Address of Applicant :KLE College of Engineering and Technology,Department of Computer Science & Engineering, Chikodi, Karnataka 591201, India Karnataka India
(31) Priority Document No	:NA	2)Latha Parthiban
(32) Priority Date	:NA	(72) Name of Inventor :
(33) Name of priority country	:NA	1)Sanjay B. Ankali
(86) International Application No	:NA	2)Latha Parthiban
Filing Date	:NA	
(87) International Publication No	: NA	
(61) Patent of Addition to Application Number:	NA	
Filing Date	:NA	
(62) Divisional to Application Number	:NA	
Filing Date	:NA	

(57) Abstract :

A Clone Detection System 100 is described which encompasses a Porting Analyser unit 100a which runs on parse-tree generation as a rapid and accurate means of locating code clones across cross legacy languages. The Clone Detection System to detect functionally equivalent code clones across cross-languages by combining the phenomenon of Parse Tree and then using the same to identify Code clones by measuring the Levenshtein distance. The Clone Detection System would further convert the identified code clone for use by the programmer, thereby facilitating smooth transition into legacy systems. (Refer Fig. 1)

No. of Pages : 18 No. of Claims : 7

(12) PATENT APPLICATION PUBLICATION

(21) Application No.202041049864 A

(19) INDIA

(22) Date of filing of Application :10/11/2020

(43) Publication Date : 19/02/2021

(54) Title of the invention : DISCRETE POWER DEVICE ASSEMBLY (FIXTURE)

(51) International classification	:H01L0029660000, H05K0003360000, H01L0029060000, H01L0023495000, H05K0001020000	(71) Name of Applicant : 1)Dinanath Soni Address of Applicant :20, Waterwoods Varthur Main Road Bengaluru Karnataka India
(31) Priority Document No	:NA	(72) Name of Inventor :
(32) Priority Date	:NA	1)Vijay Bolloju
(33) Name of priority country	:NA	2)Manish Suthar
(86) International Application No	:NA	3)Dinanath Soni
Filing Date	:NA	
(87) International Publication No	: NA	
(61) Patent of Addition to Application Number	:NA	
Filing Date	:NA	
(62) Divisional to Application Number	:NA	
Filing Date	:NA	

(57) Abstract :

The present invention is directed to Discrete Power Device Assembly (Fixture). The disclosed fixture includes at least a mounting screw; at least a device retainer clip configured to retain said mounted discrete power device integrally attached with said at least mounting screw; and at least a rubber pad inside said device retainer clip, wherein a first face of said rubber pad is coupled with said discrete power device, and a second face is coupled with said fixture to manage uniform pressure during mounting of said discrete power devices.

No. of Pages : 29 No. of Claims : 8

(12) PATENT APPLICATION PUBLICATION

(21) Application No.202041051001 A

(19) INDIA

(22) Date of filing of Application :24/11/2020

(43) Publication Date : 19/02/2021

(54) Title of the invention : MDE- SYMBOLIC CALCULATIONS: METHOD FOR LIVE SYMBOLIC CALCULATIONS IN A MATH DOCUMENT INTELLIGENT EDITOR.

(51) International classification	:G06F0040111000, G06F0017100000, G06F0008410000, H04N0019880000, G06T0011200000	(71)Name of Applicant : 1)Dr. SANTHI KUMAR RAJAMAHANTHI (PROFESSOR) Address of Applicant :DEPARTMENT OF BASIC SCIENCES AND HUMANITIES, ADITYA INSTITUTE OF TECHNOLOGY AND MANAGEMENT(AUTONOMOUS) K. KOTTURU, TEKKALI, SRIKAKULAM DIST- ANDHRA PRADESHINDIA-532201 E-mail : skrmahanthi@gmail.com Andhra Pradesh India 2)Dr. AGATAMUDI LAKSHMANA RAO (PROFESSOR) 3)MR. SURYA PAVAN KUMAR GUDLA (ASSISTANT PROFESSOR) 4)Mr. SURYANARAYANA P.S. KORNU (ASSISTANT PROFESSOR) 5)Mr. TALABAKTULA S VISWANADHAM (ASSISTANT PROFESSOR) 6)Mr. BONU VENKATA RAO (ASSISTANT PROFESSOR)
(31) Priority Document No	:NA	(72)Name of Inventor : 1)Dr. SANTHI KUMAR RAJAMAHANTHI (PROFESSOR) 2)Dr. AGATAMUDI LAKSHMANA RAO (PROFESSOR) 3)MR. SURYA PAVAN KUMAR GUDLA (ASSISTANT PROFESSOR) 4)Mr. SURYANARAYANA P.S. KORNU (ASSISTANT PROFESSOR) 5)Mr. TALABAKTULA S VISWANADHAM (ASSISTANT PROFESSOR) 6)Mr. BONU VENKATA RAO (ASSISTANT PROFESSOR)
(32) Priority Date	:NA	
(33) Name of priority country	:NA	
(86) International Application No	:NA	
Filing Date	:NA	
(87) International Publication No	: NA	
(61) Patent of Addition to Application Number	:NA	
Filing Date	:NA	
(62) Divisional to Application Number	:NA	
Filing Date	:NA	

(57) Abstract :

ABSTRACT Our Invention MDE- Symbolic Calculations • is a mathematical document editor that can perform live symbolic calculations and also the mathematical document editor is capable of placing mathematical expressions at any position on a computer screen, that represents a printed document. The invented technology also a symbolic dependency graph is maintained such that it always reflects the mathematical dependencies on the computer screen and any expression which includes a symbolic evaluation operator is evaluated by a symbolic algebra engine, taking into account all the definitions and constraints upon which the expression depends. The MDE- Symbolic Calculations is modified, introduced or deleted, the symbolic dependency graph is used to determine which expression containing the symbolic evaluation operator need to be modified and the invention ensures that the document is `up to date` in the sense that all expressions, including those requiring symbolic calculations, are consistent with all antecedent expressions upon which they depend.

No. of Pages : 26 No. of Claims : 4

(12) PATENT APPLICATION PUBLICATION

(21) Application No.202041055231 A

(19) INDIA

(22) Date of filing of Application :18/12/2020

(43) Publication Date : 19/02/2021

(54) Title of the invention : A CHAOS BASED IMAGE ENCRYPTION SYSTEM AND METHOD THEREOF

(51) International classification	:H04L0009080000, H04L0009000000, H04L0009300000, H04L0009320000, G09C0001000000	(71) Name of Applicant : 1)SRM Institute of Science and Technology Address of Applicant :Kattankulathur, Chennai-603203, Tamil Nadu, India Tamil Nadu India
(31) Priority Document No	:NA	(72) Name of Inventor :
(32) Priority Date	:NA	1)Joan S Muthu
(33) Name of priority country	:NA	2)P Murali
(86) International Application No	:PCT//	
Filing Date	:01/01/1900	
(87) International Publication No	: NA	
(61) Patent of Addition to Application Number	:NA	
Filing Date	:NA	
(62) Divisional to Application Number	:NA	
Filing Date	:NA	

(57) Abstract :

ABSTRACT A CHAOS BASED IMAGE ENCRYPTION SYSTEM AND METHOD THEREOF The present disclosure envisages a chaos based image encryption system (100) that comprises a repository (102) stores a pre-determined polynomial, a pre-defined set of key generation rules, and a pre-defined set of encryption rules, the polynomial exhibiting a chaotic behavior in a pre-defined range of a control parameter. The system comprises an input module (104) receives at least one input image to be encrypted and the value corresponding to the control parameter within the pre-defined range via a user interface (105). The secret key generator (106) receives the input image and the control parameter value, and generates a nonlinear secret key based on the pre-determined polynomial and the received control parameter value using the pre-defined set of key generating rules. The encryption unit (108) receives the nonlinear secret key and the input image, and encrypts the image using the received secret key based on the pre-defined set of encrypting rules.

No. of Pages : 19 No. of Claims : 7

(54) Title of the invention : MOBILE PHONE STAND

(51) International classification	:H04M0001040000, H04N0007140000, F16M0013000000, H04L0029080000, F16M0011220000	(71) Name of Applicant : 1)Ramesha H Address of Applicant :682, 6 Th Main road, Krishna nadi road, Brindavan Nagar, Srinagar, Bangalore Karnataka India 2)Umesha H
(31) Priority Document No	:NA	(72) Name of Inventor :
(32) Priority Date	:NA	1)Ramesha H
(33) Name of priority country	:NA	2)Umesha H
(86) International Application No	:NA	
Filing Date	:NA	
(87) International Publication No	: NA	
(61) Patent of Addition to Application Number	:NA	
Filing Date	:NA	
(62) Divisional to Application Number	:NA	
Filing Date	:NA	

(57) Abstract :

Abstract: The present invention is a stand for mobile phone. Users prefer to use mobile phone stand during charging, attending video call, taking pictures, watching video or during online classes. They prefer the stand to be compact, adjustable and portable. This invention is for a mobile phone stand which supports and allows the user to adjust the phone inclination. The design is compatible for both horizontal and vertical position of mobile phone and also is compact and foldable. The stand will get plane sheet form after folding.

No. of Pages : 12 No. of Claims : 7

(12) PATENT APPLICATION PUBLICATION

(21) Application No.202041056135 A

(19) INDIA

(22) Date of filing of Application :23/12/2020

(43) Publication Date : 19/02/2021

(54) Title of the invention : SMART PATIENT HEALTH MONITORING AND NOTIFICATION SYSTEM

(51) International classification	:A61B0005000000, A61B0005024000, G01R0019250000, G01V0001180000, A61B0005020500	(71)Name of Applicant : 1)Dr. N.V.K RAMESH Address of Applicant :Associate Professor, Department of ECE, Koneru Lakshmaiah Education Foundation (Deemed to be University), Vaddeswaram, Andhra Pradesh, India. Andhra Pradesh India 2)Dr. P.POORNA PRIYA 3)Dr. SHAIK RAZIA 4)K.UDAY KIRAN 5)S.UMMAY ATIYA 6)M.GHEETA 7)SHAKEEL AHMED 8)NAMGIRI SURESH
(31) Priority Document No	:NA	(72)Name of Inventor : 1)Dr. N.V.K RAMESH 2)Dr. P.POORNA PRIYA 3)Dr. SHAIK RAZIA 4)K.UDAY KIRAN 5)S.UMMAY ATIYA 6)M.GHEETA 7)SHAKEEL AHMED 8)NAMGIRI SURESH
(32) Priority Date	:NA	
(33) Name of priority country	:NA	
(86) International Application No	:PCT//	
Filing Date	:01/01/1900	
(87) International Publication No	: NA	
(61) Patent of Addition to Application Number	:NA	
Filing Date	:NA	
(62) Divisional to Application Number	:NA	
Filing Date	:NA	

(57) Abstract :

Exemplary embodiments of the present disclosure are directed towards smart and secured patients health monitoring system comprising:at least one health information detection device configured to determine a users health report and the at least one health information detection device comprises a plurality of sensors configured to detect a health data, at least one processing device operatively coupled to the plurality of sensors and configured to receive the information detected by the plurality of sensors, at least one aurdino micro controller based circuit configured to process the physiological data and the at least one aurdino micro controller based circuit connected to the at least one processing device, the processing device configured to convert an output from the at least one aurdino micro controller based circuit to digital data, and at least one userTMs computing device configured to receive the digital data from the at least one information detection device.

No. of Pages : 23 No. of Claims : 8

(54) Title of the invention : Secured Mutual authentication Protocol using Physical Unclonable function (PUF) for IOT smart home devices

<p>(51) International classification :H04L0009320000, H04L0009080000, H04L0029080000, H04W0084180000, G06F0021720000</p> <p>(31) Priority Document No :NA (32) Priority Date :NA (33) Name of priority country :NA (86) International Application No :PCT// Filing Date :01/01/1900 (87) International Publication No : NA (61) Patent of Addition to Application Number :NA Filing Date :NA (62) Divisional to Application Number :NA Filing Date :NA</p>	<p>(71)Name of Applicant : 1)Dr.V.Vijayaraghavan Address of Applicant :Associate Professor, Department of ECE, Vignan's Foundation for Science Technology and Research, Guntur, Andhra Pradesh, India Andhra Pradesh India 2)Mr. Ranjeet Yadav 3)Dr.U.Vijay Sankar 4)Dr.Prathyusha.Kuncha 5)Dr.S.Rajkumar 6)Mr. T. Aditya Sai Srinivas 7)Ms. Jyoti joshi 8)Dr. R. Lal Raja Singh 9)Dr B.Jyothi 10)Dr. N. Saranya 11)Dr. Chirra Kesava Reddy 12)Dr. Krishna Prakasha K</p> <p>(72)Name of Inventor : 1)Dr.V.Vijayaraghavan 2)Mr. Ranjeet Yadav 3)Dr.U.Vijay Sankar 4)Dr.Prathyusha.Kuncha 5)Dr.S.Rajkumar 6)Mr. T. Aditya Sai Srinivas 7)Ms. Jyoti joshi 8)Dr. R. Lal Raja Singh 9)Dr B.Jyothi 10)Dr. N. Saranya 11)Dr. Chirra Kesava Reddy 12)Dr. Krishna Prakasha K</p>
--	--

(57) Abstract :

The Internet of Things (IoT) is the collection of computing devices or things that have the capabilities to leverage the Internet to communicate messages. The interconnected entities involve advanced computing devices and daily gadgets equipped with sensing devices. The Internet of Things also has persuaded much of the emerging manufacturing sectors including smart cities, vehicles and medical advancements. This invention proposes the Physical Unclonable function (PUF) to develop the secured mutual authentication process for IOT smart home devices. This invention demonstrates that perhaps the recommended authentication method is safe toward varying sorts of countermeasures and is incredibly effective in aspects of storage space, dedicated servers and energy demand, with low cost variability and reduced marginal connectivity. In this context, the emerging authentication process is quite attractive and ideal for resource-restricted and security-critical smart home applications.

No. of Pages : 14 No. of Claims : 7

(12) PATENT APPLICATION PUBLICATION

(21) Application No.202047047953 A

(19) INDIA

(22) Date of filing of Application :03/11/2020

(43) Publication Date : 19/02/2021

(54) Title of the invention : PAINTING METHOD, PAINTING DEVICE AND PAINTING PROGRAM

(51) International classification	:B05D0007000000, B05B0013020000, B05D0001020000, B01D0046000000, B05B0005040000	(71) Name of Applicant : 1). Address of Applicant :. Not Applicable (72) Name of Inventor : 1).
(31) Priority Document No	::	
(32) Priority Date	: -	
(33) Name of priority country	:Argentina	
(86) International Application No	:NA	
Filing Date	:NA	
(87) International Publication No	: NA	
(61) Patent of Addition to Application Number	:NA	
Filing Date	:NA	
(62) Divisional to Application Number	:NA	
Filing Date	:NA	

(57) Abstract :

No. of Pages : 20 No. of Claims : 5

(12) PATENT APPLICATION PUBLICATION

(21) Application No.202141000138 A

(19) INDIA

(22) Date of filing of Application :01/01/2021

(43) Publication Date : 19/02/2021

(54) Title of the invention : FLAT VANE TRANSLATORY TURBINE

(51) International classification	:F03B0017060000, F03D0009250000, F03B0013080000, H01J0009240000, G02B0007020000	(71) Name of Applicant : 1)Prashanth S P Address of Applicant :H No 7, 2nd cross, Ganesh colony, Lingaraja Nagara, Hubli, Karnataka India
(31) Priority Document No	:NA	(72) Name of Inventor : 1)Prashanth S P
(32) Priority Date	:NA	
(33) Name of priority country	:NA	
(86) International Application No	:NA	
Filing Date	:NA	
(87) International Publication No	: NA	
(61) Patent of Addition to Application Number	:NA	
Filing Date	:NA	
(62) Divisional to Application Number	:NA	
Filing Date	:NA	

(57) Abstract :

The object of the present invention is to make the design, manufacture, assemblage and operation of the turbine much simpler, than the currently existing complicated curved vane type turbines, for small scale uses. This design will briefly explain the concept to use flat vane to move in a translatory motion to harness the hydro power in a very simple way.

No. of Pages : 7 No. of Claims : 10

(12) PATENT APPLICATION PUBLICATION

(21) Application No.202141000226 A

(19) INDIA

(22) Date of filing of Application :04/01/2021

(43) Publication Date : 19/02/2021

(54) Title of the invention : HA EGL Automatic Posture and Movement Tracking of Infants for the identification of Cerebral palsy

(51) International classification	:A61B0005000000, G16H0050200000, G06Q0050220000, A61H0023020000, A61B0005107000	(71) Name of Applicant : 1)Gautam Shigaonkar Address of Applicant :Founder & CEO, HA EGL Technologies Pvt Ltd, #3 startup unit SDMCET, Dhavalgiri, Dharwad Karnataka 580002 Karnataka India
(31) Priority Document No	:NA	2)Ramakrishna.S
(32) Priority Date	:NA	3)Shivanand Chandargi
(33) Name of priority country	:NA	(72) Name of Inventor :
(86) International Application No	:PCT// /	1)Gautam Shigaonkar
Filing Date	:01/01/1900	2)Ramakrishna.S
(87) International Publication No	: NA	3)Shivanand Chandargi
(61) Patent of Addition to Application Number	:NA	
Filing Date	:NA	
(62) Divisional to Application Number	:NA	
Filing Date	:NA	

(57) Abstract :

A significant global healthcare challenge is the recognition of infants that eventually develop lifelong neurocognitive disabilities. More than every tenth infant is considered to be at neurodevelopmental risk due to their neo-natal medical adversities, such as prematurity, birth asphyxia, stroke, metabolic derangements and intrauterine substance exposures. Our unique product will help the therapist for early identification of cerebral palsy (CP) during infancy which increases opportunities for best treatments. The product is a foot pressure mattress which acquires data from the infants and this data is processed at various stages. The results provide a detailed analysis which helps the therapists to properly take decisions and provide the treatment. The foot mattress has the sensitivity around 92.6% and specificity around 86.3%. The model may be a clinically feasible and will provide a result such that it helps the therapist to identify the problem accurately and treat the patients.

No. of Pages : 7 No. of Claims : 10

(12) PATENT APPLICATION PUBLICATION

(21) Application No.202141000707 A

(19) INDIA

(22) Date of filing of Application :07/01/2021

(43) Publication Date : 19/02/2021

(54) Title of the invention : ROOT CAUSE ANALYSIS, THREAT INTERPRETATION, AND NETWORK SURVIVABILITY PREDICTION DEVICE FOR HETEROGENEOUS NETWORKS

(51) International classification	:H04L0029060000, H04L0012260000, G06F0021550000, H04W0012120000, H01L0033480000	(71)Name of Applicant : 1)Mohana S. D Address of Applicant :Research Scholar, Dept. of Information Science and Engineering, JSS Science and Technology University, JSS Technical Institution Campus, Mysuru, Karnataka, India 570006. Karnataka India 2)Nitish A 3)Dr. S.P. Shiva Prakash 4)Bhavya D 5)Santhosh Kumar K. S 6)Dr. J. Hanumanthappa 7)Dr. D.S. Vinod 8)Chethan Raj C
(31) Priority Document No	:NA	(72)Name of Inventor : 1)Bhavya D 2)Mohana S. D 3)Chethan Raj C 4)Dr. S.P. Shiva Prakash 5)Dr. D.S. Vinod 6)Santhosh Kumar K. S 7)Dr. J. Hanumanthappa 8)Nitish A
(32) Priority Date	:NA	
(33) Name of priority country	:NA	
(86) International Application No	:PCT// /	
Filing Date	:01/01/1900	
(87) International Publication No	: NA	
(61) Patent of Addition to Application Number	:NA	
Filing Date	:NA	
(62) Divisional to Application Number	:NA	
Filing Date	:NA	

(57) Abstract :

System, Method and Hardware for Network Intrusion Detection and Prevention is described. The embodiments of the invention presented, provide a framework to design and develop a network-based distributed, cost-effective intrusion detection and prevention system for heterogeneous networks. The proposed approach addresses common issues associated with such networks and provide a way to correlate low-level data-driven inferences with the high-level expert knowledge-driven information to minimize false alarms and provide better context-awareness. The invention offers a way to predict future threats based on the current network threat status and new attack traffic generation by facilitating predictive network maintenance. Doing so is beneficial in detecting the Zero-day attacks, that exhibit large variations from the baseline. The proposed network-based IDPS invention is realized as a hardware-based SoC including a firewall-like packet monitoring capability, eliminating the need for a dedicated firewall.

No. of Pages : 27 No. of Claims : 9

(12) PATENT APPLICATION PUBLICATION

(21) Application No.202141002114 A

(19) INDIA

(22) Date of filing of Application :16/01/2021

(43) Publication Date : 19/02/2021

(54) Title of the invention : A NOVEL METHOD AND SYSTEM TO ESTIMATE THE DISTANCE OF AN OBSTACLE FOR SELF DRIVING CARS USING DEEP LEARNING

(51) International classification :G06N0003040000,
G06N0003080000,
G08G0001160000,
G06K0009000000,
G06K0009620000

(31) Priority Document No :NA
(32) Priority Date :NA
(33) Name of priority country :NA
(86) International Application No :NA
Filing Date :NA
(87) International Publication No : NA
(61) Patent of Addition to Application Number :NA
Filing Date :NA
(62) Divisional to Application Number :NA
Filing Date :NA

(71)**Name of Applicant :**
1)PURUSHOTHAM MUNIGANTI
Address of Applicant :Professor, Department of Computer Science and Engineering, Sreyas institute of Engineering and technology, Hyderabad Telangana India
2)S VENKATA ACHUTA RAO

(72)**Name of Inventor :**
1)S VENKATA ACHUTA RAO
2)PURUSHOTHAM MUNIGANTI

(57) Abstract :

The present disclosure discloses a method and a system which can be equipped in self driving cars or in autonomous vehicles. The purpose of the system in driverless vehicles is to detect the obstacle efficiently on its way and to take automatic decisions. The system is mainly equipped with convolutional neural networks (CNN). CNN consists of feature extraction stage and classifier stage. When the system detects the obstacle in its way the data will be processed by convolutional neural networks. The system classifies the obstacle into Hazardous and NonHazardous. The neural network trained with huge training data so that it can classify the image effectively. The positioning system in the vehicle identifies the location of the obstacle and matches with the binocular coordinates. The recurrent neural networks in system calculate the distance of the obstacle based on the 3-dimension coordinates. Based on the output of classifier and distance of the obstacle self driving car will take appropriate decision. The obstacle detection system undergoes two phases one is training phase and the second one is testing phase. Depending upon the performance of the system the neural networks will be trained again and hyper parameters tuning will be done. In the future self driving cars or autonomous vehicles equipped with this kind of robust systems reduces traffic congestions, accidents and decreases human exertion.

No. of Pages : 17 No. of Claims : 4

(12) PATENT APPLICATION PUBLICATION

(21) Application No.202141003755 A

(19) INDIA

(22) Date of filing of Application :28/01/2021

(43) Publication Date : 19/02/2021

(54) Title of the invention : SYSTEM AND METHOD TO GENERATE DISCRETIZED INTERPRETABLE FEATURES IN MACHINE LEARNING MODEL

(51) International classification	:G06N0020000000, G06T0007000000, G06K0009620000, G06F0016280000, G06N0005040000	(71) Name of Applicant : 1)NIRAMAI HEALTH ANALYTIX PVT. LTD Address of Applicant :Flat A7-506, Elita Promenade, JP Nagar, 7th Phase, Bangalore, Karnataka, India Karnataka India
(31) Priority Document No	:NA	(72) Name of Inventor :
(32) Priority Date	:NA	1)Minerva Panda
(33) Name of priority country	:NA	2)Siva Teja Kakileti
(86) International Application No	:NA	3)Geetha Manjunath
Filing Date	:NA	
(87) International Publication No	: NA	
(61) Patent of Addition to Application Number	:NA	
Filing Date	:NA	
(62) Divisional to Application Number	:NA	
Filing Date	:NA	

(57) Abstract :

SYSTEM AND METHOD TO GENERATE DISCRETIZED INTERPRETABLE FEATURES IN MACHINE LEARNING MODEL
A system (110) and method for processing values of a subset of numeric features to provide interpretability of the results of a machine learning model, by determining an extent of the contribution of the subset of features towards a predicted class by performing: (i) receiving the thermal image, (ii) obtaining a region of interest in the thermal image of the subject (100), (iii) extracting a plurality of numeric features associated with the region of interest of the thermal image, (iv) predicting a class, (v) estimate an extent of contribution of the subset of numeric features towards the decision of the first machine learning prediction model (M) and (vi) generate a report that includes a generated discrete values that determines the extent of contribution of the subset of numeric features towards the predicted class. FIG. 1

No. of Pages : 38 No. of Claims : 10

(12) PATENT APPLICATION PUBLICATION

(21) Application No.202141005096 A

(19) INDIA

(22) Date of filing of Application :05/02/2021

(43) Publication Date : 19/02/2021

(54) Title of the invention : VEHICULAR BLIND SPOT DETECTION AND ALERT SYSTEM USING ARTIFICIAL INTELLIGENCE AND METHODS THEREOF

(51) International classification	:G06N0020000000, G08G0001160000, G06N0003080000, B60Q0009000000, G08G0001010000	(71)Name of Applicant : 1)Mr. Santosh Reddy P Address of Applicant :Designation: Assistant Professor Address: Dept. of CSE, Sai Vidya Institute Of Technology, Rajanukunte, Bengaluru-560064. Email ID: santhosh.r@savidya.ac.in Mobile No. +91 9731362834 Karnataka India 2)Mrs. Mamatha A 3)Mrs. SREELATHA P K 4)Dr Priti Verma 5)DR. NIDHI ARORA 6)MANISH ARORA 7)Dr.G.Raghavendra 8)VEERANNA K 9)Dr.Aravind K 10)Dr.Babu N Reddy
(31) Priority Document No	:NA	(72)Name of Inventor : 1)Mr. Santosh Reddy P 2)Mrs. Mamatha A 3)Mrs. SREELATHA P K 4)Dr Priti Verma 5)DR. NIDHI ARORA 6)MANISH ARORA 7)Dr.G.Raghavendra 8)VEERANNA K 9)Dr.Aravind K 10)Dr.Babu N Reddy
(32) Priority Date	:NA	
(33) Name of priority country	:NA	
(86) International Application No	:NA	
Filing Date	:NA	
(87) International Publication No	: NA	
(61) Patent of Addition to Application	:NA	
Number	:NA	
Filing Date	:NA	
(62) Divisional to Application Number	:NA	
Filing Date	:NA	

(57) Abstract :

Title of Invention: Vehicular Blind spot detection and alert system using Artificial Intelligence and methods thereof
FIELD OF INVENTION: The Invention solves the safety issue of automobiles using Computer concepts
Abstract An occupant is oriented inside the first vehicle in a specific location. There is a dramatic shift in the path of the driver. A change in the rear blind spot of the first vehicle can be measured by calculating the change that was seen. Spatial region of rear blind spot includes measurements and coordinate. The Patent gathers the inputs from car's camera sensors and processes the data using a machine learning algorithm. It then sends the warning to the driver.

No. of Pages : 11 No. of Claims : 1

(12) PATENT APPLICATION PUBLICATION

(21) Application No.202141005201 A

(19) INDIA

(22) Date of filing of Application :08/02/2021

(43) Publication Date : 19/02/2021

(54) Title of the invention : BLIND SPOT VEHICLE DETECTION DEVICE

(51) International classification	:G08G0001160000, H04L0029080000, B09B0003000000, G06N0003040000, B60Q0009000000	(71) Name of Applicant : 1)NAGARJUNE. R Address of Applicant :9/145, KETTI, RANGA GOWDER LINE, COONOOR, TAMILNADU, INDIA, PIN - 643215. Tamil Nadu India
(31) Priority Document No	:NA	(72) Name of Inventor :
(32) Priority Date	:NA	1) NAGARJUNE. R
(33) Name of priority country	:NA	
(86) International Application No	:NA	
Filing Date	:NA	
(87) International Publication No	: NA	
(61) Patent of Addition to Application Number	:NA	
Filing Date	:NA	
(62) Divisional to Application Number	:NA	
Filing Date	:NA	

(57) Abstract :

A blind spot detection device for protection against misshapen such as vehicles accident that leads to great loss of human lives. Approximately 1.35 million people died each year. Researchers have found these as most common behavior while turning in hairpin bend, and overtaking the vehicles and the opposite crossing vehicle cannot seen. In my research overcome this problem and avoid the maximum road accident and vehicle crashes. The system designed as image processing used IOT (Internet Of Things) transmit the data about real-world activities to detect the vehicles around 100meters.

No. of Pages : 7 No. of Claims : 1

(12) PATENT APPLICATION PUBLICATION

(21) Application No.202141005215 A

(19) INDIA

(22) Date of filing of Application :08/02/2021

(43) Publication Date : 19/02/2021

(54) Title of the invention : SILICON-TERMINATED ORGANO-DIVALENT METAL COMPOUNDS AND PROCESS FOR PREPARATION THEREOF

(51) International classification	:C07F0007000000, C09K0003000000, A61K0009200000, A61K0031513000, A61K0031706800	(71)Name of Applicant : 1)DR.D.PANDIARAJAN Address of Applicant :ASSISTANT PROFESSOR, FACULTY OF ENGINEERING & TECHNOLOGY, JAIN DEEMED-TO-BE UNIVERSITY, JAKKASANDARA (POST), KANAKAPURA (TK), RAMANAGARA (DT), BANGALORE 562112, KARNATAKA. Karnataka India 2)DR.YOGESH KUMAR K 3)DR.BENAKA PRASAD S B 4)PROF .ARCHANA S 5)DR.DEVI RADHIKA 6)DR.DEEPAK RAMESH KASAI 7)DR.RAGHU M S 8)DR.KIRAN KUMAR S R
(31) Priority Document No	:NA	(72)Name of Inventor :
(32) Priority Date	:NA	1)DR.D.PANDIARAJAN
(33) Name of priority country	:NA	2)DR.YOGESH KUMAR K
(86) International Application No	:NA	3)DR.BENAKA PRASAD S B
Filing Date	:NA	4)PROF .ARCHANA S
(87) International Publication No	: NA	5)DR.DEVI RADHIKA
(61) Patent of Addition to Application Number	:NA	6)DR.DEEPAK RAMESH KASAI
Filing Date	:NA	7)DR.RAGHU M S
(62) Divisional to Application Number	:NA	8)DR.KIRAN KUMAR S R
Filing Date	:NA	

(57) Abstract :

ABSTRACT SILICON-TERMINATED ORGANO-DIVALENT METAL COMPOUNDS AND PROCESS FOR PREPARATION THEREOF The present invention relates to silicon-terminated organo-divalent metal compositions and processes for preparation thereof. The divalent metal according to the present invention is selected from Mg, Cu, Ni and Zn.

No. of Pages : 11 No. of Claims : 2

(54) Title of the invention : CENTE OF GRAVITY BASED DOUBLE DECKER TWO WHEELER AMBULANCE FOR RURAL PEOPLE

<p>(51) International classification</p> <p>(31) Priority Document No</p> <p>(32) Priority Date</p> <p>(33) Name of priority country</p> <p>(86) International Application No Filing Date</p> <p>(87) International Publication No</p> <p>(61) Patent of Addition to Application Number Filing Date</p> <p>(62) Divisional to Application Number Filing Date</p>	<p>:A61G0003000000, A61G0001040000, A61G0001020000, A61G0003080000, G05D0001080000</p> <p>:NA</p> <p>:NA</p> <p>:NA</p> <p>:NA</p> <p>:NA</p> <p>: NA</p> <p>:NA</p> <p>:NA</p> <p>:NA</p> <p>:NA</p>	<p>(71)Name of Applicant :</p> <p>1)Mr.M.Manikandan Address of Applicant :Assistant Professor (SLG), Department of ECE, KPR Institute of Engineering & Technology, Coimbatore, Tamil Nadu, India 641407. Tamil Nadu India</p> <p>2)Dr.G. Dhivyasri</p> <p>3)P.Koushik</p> <p>4)P.Karthikeyan</p> <p>5)M.Keerthi</p> <p>6)Nithyasri.S</p> <p>7)S.Kalpana Devi</p> <p>8)S.Mohan Babu</p> <p>9)L.ARIVAZHAGAN</p> <p>(72)Name of Inventor :</p> <p>1)Mr.M.Manikandan</p> <p>2)Dr.G. Dhivyasri</p> <p>3)P.Koushik</p> <p>4)P.Karthikeyan</p> <p>5)M.Keerthi</p> <p>6)Nithyasri.S</p> <p>7)S.Kalpana Devi</p> <p>8)S.Mohan Babu</p> <p>9)L.ARIVAZHAGAN</p>
--	---	--

(57) Abstract :

Abstract: - The designed center of gravity based double decker two wheeler ambulance vehicles is used to help the patients to reach the nearest hospital in need in time during heavy traffics. Normal ambulances make much time to reach the hospital in the traffic due to heavy body in terms of length and width. To overcome this, we design a vehicle based (here Bajaj chetak) with connected with stretcher at the top through supporting rods and wheels. The length of the stretcher is based on the length of the vehicle which has closed surface with oxygen tube. Two different types of rods are used namely supporting base rod and supporting beam rods. Oxygen cylinder tubes are connected with beam rods. The extra small wheels are connected with base rods. The entire vehicle is designed based on center of gravity which makes the vehicle to turn/tilt easily in the curves.

No. of Pages : 7 No. of Claims : 2

(12) PATENT APPLICATION PUBLICATION

(21) Application No.202141005224 A

(19) INDIA

(22) Date of filing of Application :08/02/2021

(43) Publication Date : 19/02/2021

(54) Title of the invention : COATED TEXTILE SUBSTRATES FOR ANTIMICROBIAL PROPERTIES

(51) International classification	:C08K0005000000, C08G0018080000, C09D0007630000, C08J0007040000, C08G0018480000	(71) Name of Applicant : 1)RATHINASAMY SURESH KUMAR Address of Applicant :Goodway Techsol Pvt. Ltd., 1B, Kurinji Nagar Extn, Sheriff Colony, Tiruppur, Tamil Nadu, India 641604. Tamil Nadu India
(31) Priority Document No	:NA	(72) Name of Inventor :
(32) Priority Date	:NA	1)RATHINASAMY SURESH KUMAR
(33) Name of priority country	:NA	2)KOTHANDARAMAN VENKATESAN
(86) International Application No	:NA	
Filing Date	:NA	
(87) International Publication No	: NA	
(61) Patent of Addition to Application Number	:NA	
Filing Date	:NA	
(62) Divisional to Application Number	:NA	
Filing Date	:NA	

(57) Abstract :

ABSTRACT OF THE INVENTION The present invention relates to a process for the preparation of textile substrates using cellulose acetate coating compositions for excellent antimicrobial properties. The present invention more particularly relates to a process for preparing coating compositions of cellulose acetate with solvent, plasticizer, metal nanoparticle, metal oxide, carbon material, cross-linking, and slip agents, and apply this coating composition on textile substrates.

No. of Pages : 19 No. of Claims : 9

(54) Title of the invention : TO SLIDING DRIVING HELMET FOR BETTER AIR VENTILATION WITH IOT FEATURES

<p>(51) International classification</p> <p>(31) Priority Document No</p> <p>(32) Priority Date</p> <p>(33) Name of priority country</p> <p>(86) International Application No Filing Date</p> <p>(87) International Publication No</p> <p>(61) Patent of Addition to Application Number Filing Date</p> <p>(62) Divisional to Application Number Filing Date</p>	<p>:A42B0003280000, A42B0003060000, A42B0003120000, A42B0003300000, A42B0003040000</p> <p>:NA</p> <p>:NA</p> <p>:NA</p> <p>:NA</p> <p>:NA</p> <p>: NA</p> <p>:NA</p> <p>:NA</p> <p>:NA</p> <p>:NA</p>	<p>(71)Name of Applicant :</p> <p>1)Mr.M.Manikandan Address of Applicant :Assistant Professor (SLG), Department of ECE, KPR Institute of Engineering & Technology, Coimbatore, Tamil Nadu, India 641407. Tamil Nadu India</p> <p>2)Dr. Roshan Femandes</p> <p>3)Dr.V.Ebenezer</p> <p>4)Dr. Karthik Pai B H</p> <p>5)Dr. Anisha P Rodrigues</p> <p>6)Dr.S.V.Viraktamath</p> <p>7)Dr. Manjunath Kotari</p> <p>8)Dr.Desai Karanam Sreekantha</p> <p>9)Mr.V.Chandran</p> <p>(72)Name of Inventor :</p> <p>1)Mr.M.Manikandan</p> <p>2)Dr. Roshan Femandes</p> <p>3)Dr.V.Ebenezer</p> <p>4)Dr. Karthik Pai B H</p> <p>5)Dr. Anisha P Rodrigues</p> <p>6)Dr.S.V.Viraktamath</p> <p>7)Dr. Manjunath Kotari</p> <p>8)Dr.Desai Karanam Sreekantha</p> <p>9)Mr.V.Chandran</p>
--	---	--

(57) Abstract :

Abstract: - Top sliding air ventilated helmet, the invention describes air ventilation layers created at the top of the helmet which lies between the hard shell of the helmet and to the human head. In the embodiments shown the profiles of air ventilation layers and combinations and layers formed on the top layer of the helmet to achieve maximum air ventilation inside the helmet which prevents the hair fall and comfort to the rider. In addition to that a wiper is fixed which helps the rider to find a clear roadway during raining season. GSM module to communicate to the register mobile if the falling frequency of device exceeds the threshold value, vibrational sensor to alert the drive using eye blinking concept.

No. of Pages : 6 No. of Claims : 2

(12) PATENT APPLICATION PUBLICATION

(21) Application No.202141005228 A

(19) INDIA

(22) Date of filing of Application :08/02/2021

(43) Publication Date : 19/02/2021

(54) Title of the invention : IOT WITH AI POWERED COVID-19 DETECTION ON MASSES

(51) International classification	:A61B0005000000, H04L0029080000, A61B0005145500, G06Q0010100000, H04W0004380000	(71) Name of Applicant : 1)Dr. N. GOMATHI Address of Applicant :PROFESSOR, DEPARTMENT OF COMPUTER SCIENCE AND ENGINEERING, VEL TECH RANGARAJAN Dr. SAGUNTHALA R&D INSTITUTE OF SCIENCE AND TECHNOLOGY, CHENNAI 600 062, TAMIL NADU, INDIA. Tamil Nadu India
(31) Priority Document No	:NA	2)Mr. S KARTHICK
(32) Priority Date	:NA	3)Ms. P. ANITHARAJAKUMARI
(33) Name of priority country	:NA	(72) Name of Inventor :
(86) International Application No	:NA	1)Dr. N. GOMATHI
Filing Date	:NA	2)Mr. S KARTHICK
(87) International Publication No	: NA	3)Ms. P. ANITHARAJAKUMARI
(61) Patent of Addition to Application	:NA	
Number	:NA	
Filing Date	:NA	
(62) Divisional to Application Number	:NA	
Filing Date	:NA	

(57) Abstract :

ABSTRACT IOT WITH AI POWERED COVID-19 DETECTION ON MASSES The present invention relates to IoT with AI powered covid -19 detection on masses . Current health crisis around the world, healthcare fields often choose to opt for new technological innovation for detection and diagnosis of covid-19 infections. AI technology is one such effective way that can track the virus spread and the risk of infections in real-time environment. However monitoring individuals is a difficult task since the AI powered engine has to undergo lot more changes as its gets abundant input request from the IoT sensors. In order to cope up with the current crisis and to enable faster processing by AI engines, the proposal enables IoT powered pulse oximeter and an IoT powered temperature sensor for data acquisition from an individual and transmits the data to nearby AI power processing engine to detect whether an individual is infected with Covid-19 or not. Both the IoT sensors will be integrated with cellphone cases such that it will enable easier transportation by the individuals. Such integrated module connected with AI powered mobile application will process the condition of the person and sends the report to local government authorities or nearby hospitals. Such mechanism enabled the real-time tracking of individuals and reduces the spread of infection.

No. of Pages : 13 No. of Claims : 9

(12) PATENT APPLICATION PUBLICATION

(21) Application No.202141005229 A

(19) INDIA

(22) Date of filing of Application :08/02/2021

(43) Publication Date : 19/02/2021

(54) Title of the invention : AN IOT BASED HEALTHCARE SYSTEM TO FIND MEDICAL EMERGENCY AND INITIATE EXPERT CARE

<p>(51) International classification :H04W0004900000, G16H0040630000, H04W0076500000, G16H0040200000, G16H0040670000</p> <p>(31) Priority Document No :NA (32) Priority Date :NA (33) Name of priority country :NA (86) International Application No :NA Filing Date :NA (87) International Publication No : NA (61) Patent of Addition to Application Number :NA Filing Date :NA (62) Divisional to Application Number :NA Filing Date :NA</p>	<p>(71)Name of Applicant : 1)MS K KEERTHI Address of Applicant :Assistant Professor, Department of Computer Science and Engineering, QIS College of Engineering & Technology, Pouduru Road, Vengamukkapalem, Ongole, Prakasam Dist, Andhra Pradesh, India 523 272. Andhra Pradesh India 2)Mr B NAGARAJU 3)Ms A SWATHI 4)Ms M LAVANYA 5)Ms D NAGAMANI 6)DR Y NARASIMHA RAO 7)DR. S. JAFAR ALI IBRAHIM 8)DR. N. S. KALYAN CHAKRAVARTHY</p> <p>(72)Name of Inventor : 1)MS K KEERTHI 2)Mr B NAGARAJU 3)Ms A SWATHI 4)Ms M LAVANYA 5)Ms D NAGAMANI 6)DR Y NARASIMHA RAO 7)DR. S. JAFAR ALI IBRAHIM 8)DR. N. S. KALYAN CHAKRAVARTHY</p>
---	--

(57) Abstract :

ABSTRACT The main objective of this Patent is that Emergency care is a basic unit of medication whose results are affected when, accessibility, and exactness of relevant data. In addition to that, the accomplishment of crisis care relies upon the quality and precision of the data got during the emergency call and information gathered during the crisis transportation. The accomplishment of a follow Medical treatment at an Emergency care unit relies upon information gathered during an emergency call. In the process of saving the lives of people, the IoT is very useful for timely healthcare to the patient

No. of Pages : 15 No. of Claims : 4

(12) PATENT APPLICATION PUBLICATION

(21) Application No.202141005257 A

(19) INDIA

(22) Date of filing of Application :08/02/2021

(43) Publication Date : 19/02/2021

(54) Title of the invention : CIVIL WORKER IDLE TIME ESTIMATOR AND SAFETY MONITORING SYSTEM

(51) International classification	:G06Q0010060000, H04M0003510000, G06Q0050080000, G06Q0010100000, H04W0076500000	(71)Name of Applicant : 1)Dr. N. JAYANTHI Address of Applicant :DEPARTMENT OF COMPUTER SCIENCE AND ENGINEERING , KPR INSTITUTE OF ENGINEERING AND TECHNOLOGY, ARASUR, COIMBATORE-641407 TAMIL NADU, INDIA Tamil Nadu India
(31) Priority Document No	:NA	2)Dr. K. THIRUMALAI RAJA
(32) Priority Date	:NA	3)Dr. P. THANGARAJ
(33) Name of priority country	:NA	4)Dr. K. S. TAMILSELVAN
(86) International Application No	:NA	5)Ms. GITANJALI WADHWA
Filing Date	:NA	(72)Name of Inventor :
(87) International Publication No	: NA	1)Dr. N. JAYANTHI
(61) Patent of Addition to Application Number	:NA	2)Dr. K. THIRUMALAI RAJA
Filing Date	:NA	3)Dr. P. THANGARAJ
(62) Divisional to Application Number	:NA	4)Dr. K. S. TAMILSELVAN
Filing Date	:NA	5)Ms. GITANJALI WADHWA

(57) Abstract :

In colossal construction site, many labours will be working for the completion of the construction project. To monitor these labours, many supervisors were appointed. Since labours are scattered in the field, it will be difficult to monitor them by the supervisors as well as round the clock, they will not be able to monitor whether the labours were wearing safety helmet or not. If it is a high-rise building construction, it will be difficult to locate the labours at a given time and to communicate any information to them. The designed system is addressing the above said functionalities. The present invention, is a low cost integrated system that alerts the supervisor with two signals, one for the helmet usage and another for the idle time of the labour. The labours may not be able to use the existing communication device during the working hours. The present invention alerts the emergency call information from the supervisor. The supervisors receive the location information of the particular labour through this intelligent system if necessary.

No. of Pages : 4 No. of Claims : 2

(12) PATENT APPLICATION PUBLICATION

(21) Application No.202141005281 A

(19) INDIA

(22) Date of filing of Application :08/02/2021

(43) Publication Date : 19/02/2021

(54) Title of the invention : AN IP CORE FOR REAL-TIME IMAGE/VIDEO DEHAZING APPLICATIONS

(51) International classification	:G06T0005000000, G06F0030300000, H04N0019610000, H04N0007180000, G06F0117080000	(71) Name of Applicant : 1)DIRECTOR NITW Address of Applicant :National Institute of Technology, Telangana State 506004. Telangana India
(31) Priority Document No	:NA	(72) Name of Inventor :
(32) Priority Date	:NA	1)DR. RAVIKUMAR JATOTH
(33) Name of priority country	:NA	2)PRATHAP SOMA
(86) International Application No	:NA	
Filing Date	:NA	
(87) International Publication No	: NA	
(61) Patent of Addition to Application Number	:NA	
Filing Date	:NA	
(62) Divisional to Application Number	:NA	
Filing Date	:NA	

(57) Abstract :

ABSTRACT AN IP CORE FOR REAL TIME IMAGE/VIDEO DE-HAZING APPLICATIONS The present application related to the development of real-time video de-hazing system. Open CV & HLS (High Level Synthesis) based IP design and hardware software co-design approach with application specified de-hazing system is designed. The generated IP can process 30 frames per second with 1080x1920 resolutions, without color distortion. The IP obtains agreeable visual quality without information loss, which can be helpful in identifying the faces in surveillance systems and crime investigation. Investigation also provided significant decrease in the designing time for the final product as well as cost effective and safer production.

No. of Pages : 30 No. of Claims : 3

(54) Title of the invention : DESIGN A NON-INVASIVE GLUCOMETER FOR DIABETIC PATIENTS

<p>(51) International classification</p> <p>(31) Priority Document No</p> <p>(32) Priority Date</p> <p>(33) Name of priority country</p> <p>(86) International Application No</p> <p style="padding-left: 20px;">Filing Date</p> <p>(87) International Publication No</p> <p>(61) Patent of Addition to Application Number</p> <p style="padding-left: 20px;">Filing Date</p> <p>(62) Divisional to Application Number</p> <p style="padding-left: 20px;">Filing Date</p>	<p>:A61B0005145000, A61B0005000000, A43B0007140000, G01N0033660000, A61B0005145500</p> <p>:NA</p> <p>:NA</p> <p>:NA</p> <p>:NA</p> <p>:NA</p> <p>: NA</p> <p>:NA</p> <p>:NA</p> <p>:NA</p> <p>:NA</p> <p>:NA</p>	<p>(71)Name of Applicant :</p> <p>1)Dr. K. LAKSHMI NARAYANAN Address of Applicant :Professor, Department of Electronics and Communication Engineering, Francis Xavier Engineering College, Tirunelveli, Tamil Nadu, India 627 003. Tamil Nadu India</p> <p>2)Dr. C. RAMASAMY SANKAR RAM</p> <p>3)Mrs. A. SANGEETHA</p> <p>4)Mr. R. SANTHANA KRISHNAN</p> <p>5)Dr. S. MANIKANDAN</p> <p>6)Mr. J. RELIN FRANCIS RAJ</p> <p>7)Dr. S. GOPIKUMAR</p> <p>(72)Name of Inventor :</p> <p>1)Dr. K. LAKSHMI NARAYANAN</p> <p>2)Dr. C. RAMASAMY SANKAR RAM</p> <p>3)Mrs. A. SANGEETHA</p> <p>4)Mr. R. SANTHANA KRISHNAN</p> <p>5)Dr. S. MANIKANDAN</p> <p>6)Mr. J. RELIN FRANCIS RAJ</p> <p>7)Dr. S. GOPIKUMAR</p>
---	--	---

(57) Abstract :

Abstract: India is one of the Diabetic countries of the World. India has the highest number of diabetics of any other country in the entire world. Over 30 million people have now been diagnosed with diabetes in India. In rural areas, the prevalence is approximately 3 per cent of the total population, the urban areas it is expected to be 9 per cent. Persons suffering with diabetes have to constantly monitor their blood sugar levels and take insulin accordingly. Till now the glucometers are invasive and the process is painful. We have seen devices like Pulse Oxy-meters which are convenient to use and give accurate readings for oxygen levels (SP02) in blood. Having a Glucometer just like Pulse-oxymeters, which is non-invasive & accurate is a big requirement and has a huge market. This invention deals with having a Glucometer just like Pulse-oxymeters for those people who are suffering from diabetes.

No. of Pages : 16 No. of Claims : 5

(54) Title of the invention : FABRICATION OF PAPER RECYCLING MACHINE

<p>(51) International classification</p> <p>(31) Priority Document No</p> <p>(32) Priority Date</p> <p>(33) Name of priority country</p> <p>(86) International Application No Filing Date</p> <p>(87) International Publication No</p> <p>(61) Patent of Addition to Application Number Filing Date</p> <p>(62) Divisional to Application Number Filing Date</p>	<p>:G06Q0050200000, B29B0017000000, D21H0017000000, B65F0001140000, G06Q0010060000</p> <p>:NA</p> <p>:NA</p> <p>:NA</p> <p>:NA</p> <p>:NA</p> <p>: NA</p> <p>:NA</p> <p>:NA</p> <p>:NA</p> <p>:NA</p>	<p>(71)Name of Applicant :</p> <p>1)Dr. T. SESHIAIAH Address of Applicant :ASSOCIATE PROFESSOR, MECHANICAL ENGINEERING, QIS COLLEGE OF ENGINEERING & TECHNOLOGY(AUTONOMOUS), VENGAMUKKAPALEM, ONGOLE, PRAKASAM DIST, ANDHRA PRADESH, INDIA - 523272. Andhra Pradesh India</p> <p>2)Mr. Y. KALYANAKRISHNA</p> <p>3)Dr. V. SRINIVASAREDDY</p> <p>4)Mr. U. HARIBABU</p> <p>5)Smt. R. SAILAVANYA</p> <p>6)Mr. SHAIK RAFI</p> <p>7)Dr. P. MARIMUTHU</p> <p>8)Dr. SURYA KALYAN CHAKRAVARTHY NIDAMANURI</p> <p>(72)Name of Inventor :</p> <p>1)Dr. T. SESHIAIAH</p> <p>2)Mr. Y. KALYANAKRISHNA</p> <p>3)Dr. V. SRINIVASAREDDY</p> <p>4)Mr. U. HARIBABU</p> <p>5)Smt. R. SAILAVANYA</p> <p>6)Mr. SHAIK RAFI</p> <p>7)Dr. P. MARIMUTHU</p> <p>8)Dr. SURYA KALYAN CHAKRAVARTHY NIDAMANURI</p>
--	---	---

(57) Abstract :

In educational institutions like schools / colleges or offices, generation of large quantity of waste papers is quite apparent and effective use of recycled paper is also possible (craft papers, registers etc.). So. instead of disposing off the waste papers into trash, recycling them makes sense. This is not only helping the institute or office to save the paper cost but also ensure its contribution towards the protection of the environment. The schools. colleges or offices has going to establish automatically operated small-scaled paper recycling plant inside, so that the papers required for daily use can produce very cheap by using non-complex method of production of paper. In this project design and fabricate a paper recycling machine has been made with all necessary design specifications of the customer.

No. of Pages : 13 No. of Claims : 1

(54) Title of the invention : CONTINUOUS AIR QUALITY MONITORING SYSTEM BASED ON IOT

<p>(51) International classification</p> <p>(31) Priority Document No</p> <p>(32) Priority Date</p> <p>(33) Name of priority country</p> <p>(86) International Application No Filing Date</p> <p>(87) International Publication No</p> <p>(61) Patent of Addition to Application Number Filing Date</p> <p>(62) Divisional to Application Number Filing Date</p>	<p>:H04L0029080000, G01N0033000000, G06Q0050260000, G01R0021000000, G01N0015060000</p> <p>:NA</p> <p>:NA</p> <p>:NA</p> <p>:NA</p> <p>:NA</p> <p>:NA</p> <p>:NA</p> <p>:NA</p> <p>:NA</p> <p>:NA</p>	<p>(71)Name of Applicant :</p> <p>1)Dr. P. HEMACHANDU Address of Applicant :Professor, Department of EEE, Sasi Institute of Technology & Engineering (Autonomous), Tadepalligudem-534101, West Godavari District, Andhra Pradesh, India Andhra Pradesh India</p> <p>2)R. PAVAN KUMAR NAIDU</p> <p>3)Dr. DAMODHAR REDDY</p> <p>4)Dr. IMMANUEL ANUPALLI</p> <p>5)ATYAM NAGESWARA RAO</p> <p>6)Dr. P. VIJAYA PRIYA</p> <p>7)Dr. SRIKANTH VELPULA</p> <p>8)Dr. P. SUDHEER</p> <p>9)Dr. K. JYOTHEESWARA REDDY</p> <p>10)Dr. K. SHIVA RAMA KRISHNA</p> <p>(72)Name of Inventor :</p> <p>1)Dr. P. HEMACHANDU</p> <p>2)R. PAVAN KUMAR NAIDU</p> <p>3)Dr. DAMODHAR REDDY</p> <p>4)Dr. IMMANUEL ANUPALLI</p> <p>5)ATYAM NAGESWARA RAO</p> <p>6)Dr. P. VIJAYA PRIYA</p> <p>7)Dr. SRIKANTH VELPULA</p> <p>8)Dr. P. SUDHEER</p> <p>9)Dr. K. JYOTHEESWARA REDDY</p> <p>10)Dr. K. SHIVA RAMA KRISHNA</p>
--	--	---

(57) Abstract :

ABSTRACT CONTINUOUS AIR QUALITY MONITORING SYSTEM BASED ON IOT • As the total population is turning out to be progressively metropolitan, the urban communities are feeling the squeeze to remain decent. As of late, the air nature of the urban communities has become one of the significant reasons for worry around the globe. With the wild industrialization and remarkable development in auto industry, the air gets exceptionally polluted by unsafe poisons and gases delivered from their outflows. Subsequently, it is important to continually screen the air quality of a city to make it shrewd and reasonably livable. Utilizing Internet of things (IoT) we can monitor at the same time assemble contaminations level in profoundly express zones and send the information to incorporated controlling and checking unit where reasonable advances can be taken to caution individuals in order to diminish the degree of toxins noticeable all around significantly. Figure 1

No. of Pages : 9 No. of Claims : 5

(12) PATENT APPLICATION PUBLICATION

(21) Application No.202141005579 A

(19) INDIA

(22) Date of filing of Application :10/02/2021

(43) Publication Date : 19/02/2021

(54) Title of the invention : URBAN INTELLIGENT PARKING GUIDANCE SYSTEM BASED ON NARROWBAND INTERNET OF THINGS (NB-IOT)

(51) International classification	:G08G0001140000, H04W0004700000, H04W0072040000, E04H0006420000, G07B0015040000	(71)Name of Applicant : 1)Dr. Aravinda H.S. Address of Applicant :Professor, Dept. of Electronics & Communication Engg., JSS Academy of Technical Education, Bengaluru JSSATE-B Campus, Dr. Vishnuvardhan Rd, Srinivapura Post, Bengaluru, Karnataka-560060 Karnataka India 2)Dr. D. Mahesh Kumar 3)Dr. Thejaswini P. 4)Mrs. Anu H. 5)Mr. Praveen P.B. 6)Dr. Pavithra G. 7)Dr. T.C.Manjunath
(31) Priority Document No	:NA	(72)Name of Inventor : 1)Dr. Aravinda H.S. 2)Dr. D. Mahesh Kumar 3)Dr. Thejaswini P. 4)Mrs. Anu H. 5)Mr. Praveen P.B. 6)Dr. Pavithra G. 7)Dr. T.C.Manjunath
(32) Priority Date	:NA	
(33) Name of priority country	:NA	
(86) International Application No	:NA	
Filing Date	:NA	
(87) International Publication No	: NA	
(61) Patent of Addition to Application	:NA	
Number	:NA	
Filing Date	:NA	
(62) Divisional to Application Number	:NA	
Filing Date	:NA	

(57) Abstract :

The present invention relates to urban intelligent parking guidance system based on narrowband internet of things (NB-IOT). The objective of the present invention is to solve the problems in the prior art related to management of parking slot and allocation of parking area. The present invention discloses a guidance system to the vehicle using mobile terminal of the user with a display unit using internet of things sensors and navigation modules.

No. of Pages : 24 No. of Claims : 5

(54) Title of the invention : FAYA SHEBEI

(51) International classification :G09B0019000000,
H04L0029080000,
A23L0007152000,
A23L0007200000,
G16H0020600000

(31) Priority Document No :NA
(32) Priority Date :NA
(33) Name of priority country :NA
(86) International Application No :NA
Filing Date :NA
(87) International Publication No : NA
(61) Patent of Addition to Application Number :NA
Filing Date :NA
(62) Divisional to Application Number :NA
Filing Date :NA

(71)Name of Applicant :
1)Mr. K.R. GOKUL ANAND
Address of Applicant :119/21, Dr.ANSARI STREET,
POLLACHI-642001. Canada
2)Mr. A. PRABHAKARAN
3)Mr. S. KARTHICK
4)Ms. E.L. DHIVYA PRIYA
5)Ms. A. SHARMILA
6)Mr S SATISH

(72)Name of Inventor :
1) Mr. K.R. GOKUL ANAND
2)Mr. A. PRABHAKARAN
3)Mr. S. KARTHICK
4)Ms. E.L. DHIVYA PRIYA
5)Ms. A. SHARMILA
6)Mr S SATISH

(57) Abstract :

In this digital disruptive world, smart devices are highly in-demand for a better living. The sophisticated devices that have been incorporated in our lives for more than a century, has changed our lifestyle drastically. We have been moved away from natural way of living. One such cause is rapid urbanization. Urban life forces us to adapt for instant and inorganic food stuffs. This affects our body metabolism making us to prone to lifestyle diseases. So, a demand for a device that is able to offer a healthy lifestyle is need of the day. The pressure of urban lifestyle has to be compensated by precise intake of dietary supplements without being disturbed from our dietary table chart. One such organic dietary supplement is sprouts. Sprouts are the seedlings that are to be germinated into plants. They are consumed as raw or cooked one and available in different varieties. The process of sprouting helps us to achieve high nutrient contents such as protein, vitamin C, vitamin K., phosphorus, manganese, magnesium and amino acids. Fast moving urban life demands only consumption not the production. To tackle the demand, a portable, intelligent and interactive sprouting device is needed for maintaining a balanced dietary lifestyle. There forth, a new device called dietary sprouting device is designed for helping us to make our cereals to germinate and give us a continuous supply for our demand. These sprouted healthy cereals can be consumed at any time, at any place and it can also be remotely operated. IoT based easy operating procedures are incorporated for remote monitoring and remote access of this device. The idea is to design a microcontroller based smart device with IoT sensors and wireless network module. This intelligent device helps us in growing sprouted cereals for our diet. It will definitely offer a healthy dietary practice for the people who run out of time in the urban lifestyle.

No. of Pages : 10 No. of Claims : 5

(54) Title of the invention : LIP VISUALIZING MASK WITH AIR VENT FOR DEAF PEOPLE

<p>(51) International classification</p> <p>(31) Priority Document No</p> <p>(32) Priority Date</p> <p>(33) Name of priority country</p> <p>(86) International Application No Filing Date</p> <p>(87) International Publication No</p> <p>(61) Patent of Addition to Application Number Filing Date</p> <p>(62) Divisional to Application Number Filing Date</p>	<p>:G06K0009000000, A61K0008970000, G10L0015250000, A61K0008020000, B32B0037060000</p> <p>:NA</p> <p>:NA</p> <p>:NA</p> <p>:NA</p> <p>:NA</p> <p>: NA</p> <p>:NA</p> <p>:NA</p> <p>:NA</p> <p>:NA</p>	<p>(71)Name of Applicant :</p> <p>1)Dr. G. DIVYASRI Address of Applicant :ASSISTNAT PROFESSOR (Sr.G) DEPARTMENT OF ECE, KPR INSTITUTE OF ENGINEERING & TECHNOLOGY, COIMBATORE, TAMIL NADU, INDIA 641407. Tamil Nadu India</p> <p>2)Ms. S. GUNANANDHINI</p> <p>3)Mr. M. MANIKANDAN</p> <p>4)Ms. NA. LOGESHWARI</p> <p>5)Mr. M. PRAVEEN</p> <p>6)Mr. N. KARTHI</p> <p>7)Ms. A.C. NITHIA SHREE</p> <p>8)Ms. M. MANASA</p> <p>9)Mr. S. KARTHICK</p> <p>10)Mr. K. VINOTHKUMAR</p> <p>(72)Name of Inventor :</p> <p>1) Dr. G. DIVYASRI</p> <p>2)Ms. S. GUNANANDHINI</p> <p>3)Mr. M. MANIKANDAN</p> <p>4)Ms. NA. LOGESHWARI</p> <p>5)Mr. M. PRAVEEN</p> <p>6)Mr. N. KARTHI</p> <p>7)Ms. A.C. NITHIA SHREE</p> <p>8)Ms. M. MANASA</p> <p>9)Mr. S. KARTHICK</p> <p>10)Mr. K. VINOTHKUMAR</p>
--	---	---

(57) Abstract :

The designed mask consists of a transparent sheet layer with low GSM. This provision enables easy understanding of deaf and dumb persons to understand the other person's conversation by reading the lip movement. The transparent layer is provided such that it will cover complete mouth portion. It is firmly affixed with a cotton cloth. A special provision of air vents is made in the mask, which will provide necessary air circulation. Other arrangement such as elastic band and high-quality cotton cloth are provided in the mask.

No. of Pages : 7 No. of Claims : 2

(12) PATENT APPLICATION PUBLICATION

(21) Application No.202141005635 A

(19) INDIA

(22) Date of filing of Application :10/02/2021

(43) Publication Date : 19/02/2021

(54) Title of the invention : DYNAMIC DEVICE MANAGEMENT FRAME WORK FOR SMART INDUSTRIES USING OMA-DM IOT PROTOCOL

<p>(51) International classification :H04L0029080000, G06Q0030020000, H04L0012240000, H04L0029060000, H04W0004500000</p> <p>(31) Priority Document No :NA</p> <p>(32) Priority Date :NA</p> <p>(33) Name of priority country :NA</p> <p>(86) International Application No :NA</p> <p>Filing Date :NA</p> <p>(87) International Publication No : NA</p> <p>(61) Patent of Addition to Application Number :NA</p> <p>Filing Date :NA</p> <p>(62) Divisional to Application Number :NA</p> <p>Filing Date :NA</p>	<p>(71)Name of Applicant :</p> <p>1)Dr. K. Chanthirasekaran Address of Applicant :Professor/ECE, Saveetha School of Engineering, Saveetha Institute of Medical and Technical Sciences, Chennai. Tamil Nadu India</p> <p>2)Dr.Tryambak Hiwarkar</p> <p>3)Dr. P Chandra Shaker Reddy</p> <p>4)Dr.M.Gurusamy</p> <p>5)Mr.N.Harikannan</p> <p>6)Dr. J. Arunnehru</p> <p>7)Dr Satya Sai Srikant</p> <p>8)Mr. T. Aditya Sai Srinivas</p> <p>9)Dr. K Srinivas Rao</p> <p>10)Mr. Pijush Dutta</p> <p>11)Mrs. Yadala Sucharitha</p> <p>12)Mrs.Chitrarekha Ravindranath Jadhav</p> <p>13)Ms. Pavithra M</p> <p>(72)Name of Inventor :</p> <p>1)Dr. K. Chanthirasekaran</p> <p>2)Dr.Tryambak Hiwarkar</p> <p>3)Dr. P Chandra Shaker Reddy</p> <p>4)Dr.M.Gurusamy</p> <p>5)Mr.N.Harikannan</p> <p>6)Dr. J. Arunnehru</p> <p>7)Dr Satya Sai Srikant</p> <p>8)Mr. T. Aditya Sai Srinivas</p> <p>9)Dr. K Srinivas Rao</p> <p>10)Mr. Pijush Dutta</p> <p>11)Mrs. Yadala Sucharitha</p> <p>12)Mrs.Chitrarekha Ravindranath Jadhav</p> <p>13)Ms. Pavithra M</p>
--	---

(57) Abstract :

IoT alludes to heterogeneous frameworks and gadgets that interface with the web and is an arising and dynamic region of examination with enormous mechanical, social, and conservative incentive for a hyper-associated world. In a mechanical climate, these gadgets are the wellspring of information that give bountiful data in assembling measures. This invention presents a structure of dynamic device management framework for smart industries using OMA-DM IoT protocol which can deal with the immense modern information, uphold internet observing, and control brilliant assembling. The structure contains five essential layers, for example, physical, organization, middleware, information base, and application layers to give help arranged engineering for the end clients.

No. of Pages : 13 No. of Claims : 6

(12) PATENT APPLICATION PUBLICATION

(21) Application No.202141005655 A

(19) INDIA

(22) Date of filing of Application :10/02/2021

(43) Publication Date : 19/02/2021

(54) Title of the invention : FRAMEWORK FOR SECURE SERVER-SERVER COMMUNICATION IN BANKING APPLICATIONS

(51) International classification	:H04L0029060000, H04L0009320000, G06K0019070000, G07F0017000000, H04N0021433000	(71) Name of Applicant : 1)MythiliBoopathi, Vellore Institute of Technology Address of Applicant :Vellore Institute of Technology, Katpadi, Vellore 632014 Tamil Nadu India
(31) Priority Document No	:NA	(72) Name of Inventor : 1)MythiliBoopathi, Vellore Institute of Technology
(32) Priority Date	:NA	
(33) Name of priority country	:NA	
(86) International Application No	:NA	
Filing Date	:NA	
(87) International Publication No	: NA	
(61) Patent of Addition to Application Number	:NA	
Filing Date	:NA	
(62) Divisional to Application Number	:NA	
Filing Date	:NA	

(57) Abstract :

The main contribution of the present invention is to develop a smart card with the userTMs credentials for banking applications. The present invention comprises the authentication server, master server, and a user, in which it is secure the server-server communication. Initially, the user has to be registered in the registration center (RC) with the id, password, and biometrics. In the present invention, the Authentication Server communicates with the user and registration center, whereas the master server communicates with the authentication server and the registration center. Here, the user, authentication server, and master server send the request to the registration center for registration. Once the server received the request, it verifies the userTMs credentials such as user ID, password, and biometric, for accepting the request. And finally, the registration is said to be done successfully when the server accepts the request. [To be published with Figure.1]

No. of Pages : 15 No. of Claims : 5

(12) PATENT APPLICATION PUBLICATION

(21) Application No.202141005668 A

(19) INDIA

(22) Date of filing of Application :10/02/2021

(43) Publication Date : 19/02/2021

(54) Title of the invention : AN IOT-BCI SYSTEM FOR MENTAL TRAUMA DETECTION AND METHODS THEREOF

(51) International classification	:A61B0005160000, G16H0050300000, A61B0005021000, A61B0005000000, G16H0050200000	(71) Name of Applicant : 1)Dr.S.Prema Address of Applicant :Assistant Professor, Department of Computer Science (PG) K.S.Rangasamy College of Arts and Science (Autonomous) Tiruchengode 637215, Tamilnadu Tamil Nadu India
(31) Priority Document No	:NA	2)Ms.S. Anita
(32) Priority Date	:NA	3)Mr.S.Krishnamoorthy
(33) Name of priority country	:NA	4)Mr.Balaji Subramani
(86) International Application No	:NA	5)Mr.M.Pandiyam
Filing Date	:NA	6)Dr.Sasikala Subramani
(87) International Publication No	: NA	(72) Name of Inventor :
(61) Patent of Addition to Application Number	:NA	1)Dr.S.Prema
Filing Date	:NA	2)Ms.S. Anita
(62) Divisional to Application Number	:NA	3)Mr.S.Krishnamoorthy
Filing Date	:NA	4)Mr.Balaji Subramani
		5)Mr.M.Pandiyam
		6)Dr.Sasikala Subramani

(57) Abstract :

The present disclosure pertains to the embodiments of IoT-BCI System for Mental Trauma Detection and Methods Thereof for screening and monitoring people who suffer stress, types of mania, autism, learning disorder, comatose, bedridden unconscious person and mentally challenged. It relates to control system personifications and edifices thereof.

No. of Pages : 16 No. of Claims : 4

(12) PATENT APPLICATION PUBLICATION

(21) Application No.202141005713 A

(19) INDIA

(22) Date of filing of Application :10/02/2021

(43) Publication Date : 19/02/2021

(54) Title of the invention : A METHOD OF OPTIMAL RESOURCES ESTIMATION OF NON-FUNCTIONAL ATTRIBUTES FOR RELIABLE EXECUTION OF MICRO SERVICES

(51) International classification	:G06Q0010060000, A01H0004000000, C08L0075040000, H01J0037302000, G06F0009500000	(71)Name of Applicant : 1)Dr. Chellammal Surianarayanan Address of Applicant :Dept. of Computer Science, Bharathidasan Constituent Arts and Science College, Navalurkuttapattu, Tiruchirappalli-620 027 Tamil Nadu India
(31) Priority Document No	:NA	2)Dr. Gopinath Ganapathy
(32) Priority Date	:NA	3)Dr. Pethuru Raj Chelliah
(33) Name of priority country	:NA	(72)Name of Inventor :
(86) International Application No	:NA	1)Dr. Chellammal Surianarayanan
Filing Date	:NA	2)Dr. Gopinath Ganapathy
(87) International Publication No	: NA	3)Dr. Pethuru Raj Chelliah
(61) Patent of Addition to Application	:NA	
Number	:NA	
Filing Date	:NA	
(62) Divisional to Application Number	:NA	
Filing Date	:NA	

(57) Abstract :

A METHOD OF OPTIMAL RESOURCES ESTIMATION OF NON-FUNCTIONAL ATTRIBUTES FOR RELIABLE EXECUTION OF MICRO SERVICES A method of optimal resources estimation of non-functional attributes for reliable execution of micro services to ensure reliable environment, more particularly to a robust methodology and system for the segmentation of the process into plurality of independent clustered microservices and in estimating the system organization for achieving the successful accomplishment of the process, involves the tasks from receiving a query of overall QoS demand in terms of various non-functional attributes from the end user to optimize the non-functional attributes for providing a service having the pre-determined requirements; segmenting the entire process the overall QoS in terms of non-functional attributes, say, availability into individual availability of plurality of independent, but clustered microservices by analyzing the pattern of workflow of the process and identifying individual non-functional attributes(availability) of microservices participating in the workflow; and finally from the estimated availability of the individual microservices configuring automatically and dynamically the non-functional requirements of the system by correspondingly allocating and adjusting the scalability factor.

No. of Pages : 24 No. of Claims : 9

(12) PATENT APPLICATION PUBLICATION

(21) Application No.202141005724 A

(19) INDIA

(22) Date of filing of Application :10/02/2021

(43) Publication Date : 19/02/2021

(54) Title of the invention : SYSTEM AND METHOD FOR USER ACCESS CONTROL FOR ACCESSING AN AUTHENTICATED ENTITY

(51) International classification	:G07F0019000000, G06F0021620000, H04L0029060000, H04M0003380000, G06F0021600000	(71) Name of Applicant : 1)POLU VISHWANATH REDDY Address of Applicant :FLAT NUMBER 109, SRI SAI RAJENDRA PRESTIGE APARTMENT, NEHRU NAGAR, WEST MAREDPALLY, SECUNDERABAD, 500026, TELANGANA, INDIA Telangana India
(31) Priority Document No	:NA	(72) Name of Inventor :
(32) Priority Date	:NA	1)POLU VISHWANATH REDDY
(33) Name of priority country	:NA	
(86) International Application No	:NA	
Filing Date	:NA	
(87) International Publication No	: NA	
(61) Patent of Addition to Application Number	:NA	
Filing Date	:NA	
(62) Divisional to Application Number	:NA	
Filing Date	:NA	

(57) Abstract :

A system for user access control for accessing an authenticated entity is provided. The system includes an access-control password creation module (40) which receives preference(s) related to a creation of an access-control password, receives input(s) corresponding to at least one position in the access-control password, and creates the access-control password. The system also includes an access-control interface controlling module (50) which dynamically assigns color(s) as a background to the key(s) displayed on an access-control interface while accessing the authenticated entity. The system also includes a verification module (60) which receives entries related to the access-control password via the access-control interface while accessing the authenticated entity and compares each of the entries with the corresponding input(s) in the respective position in the access-control password to generate a comparison result to verify the entries received for the user access control for accessing the authenticated entity. FIG. 1

No. of Pages : 30 No. of Claims : 10

(12) PATENT APPLICATION PUBLICATION

(21) Application No.202141005727 A

(19) INDIA

(22) Date of filing of Application :10/02/2021

(43) Publication Date : 19/02/2021

(54) Title of the invention : COLD AIR EXTRACTING CHUTE APPARATUS TO ELIMINATE GLOBAL WARMING

(51) International classification	:A01G0015000000, B63G0008000000, A61K0008970000, G01W0001100000, B63B0035440000	(71) Name of Applicant : 1)Kishen Gopal Panje Address of Applicant :10-3-74, Teacher™s Colony, East Marredpalli, Secunderabad, Telangana, India-500026. Telangana India
(31) Priority Document No	:NA	(72) Name of Inventor :
(32) Priority Date	:NA	1)Kishen Gopal Panje
(33) Name of priority country	:NA	
(86) International Application No	:NA	
Filing Date	:NA	
(87) International Publication No	: NA	
(61) Patent of Addition to Application Number	:NA	
Filing Date	:NA	
(62) Divisional to Application Number	:NA	
Filing Date	:NA	

(57) Abstract :

A climate Station that helps to eliminate global warming and other related hazardous environmental effects are disclosed. The chute apparatus 100 comprises at least one at least one remotely operated vehicle 101, an air extraction means 102, and at least one air chute 103 that draws atmospheric cold air from higher altitudes down to reduce the temperature at lower altitudes near the ground atmosphere by using chute/battery of chutes. When millions of such Climate Stations are deployed across forests, deserts, inhabited & uninhabited areas, Antarctic continent and oceans including Arctic Ocean (on floating platforms) they will cool the atmosphere gradually and within a few decades only the Global temperature will come down and Global warming will be annulled and 2° degree cooling will be effected much sooner than the end of the century as envisaged by the Scientists today.

No. of Pages : 23 No. of Claims : 11

(12) PATENT APPLICATION PUBLICATION

(21) Application No.202141005749 A

(19) INDIA

(22) Date of filing of Application :10/02/2021

(43) Publication Date : 19/02/2021

(54) Title of the invention : BRAIN SENSOR WITHOUT CONTACT

(51) International classification	:A61B0005000000, G16H0040670000, G16H0050700000, G01D0011240000, A61N0001140000	(71) Name of Applicant : 1)Bharath Institute of Higher Education and Research Address of Applicant :No.173, Agharam road, Selaiyur, Chennai - 600073 Tamil Nadu India
(31) Priority Document No	:NA	(72) Name of Inventor :
(32) Priority Date	:NA	1)Dr. Aravind
(33) Name of priority country	:NA	
(86) International Application No	:NA	
Filing Date	:NA	
(87) International Publication No	: NA	
(61) Patent of Addition to Application Number	:NA	
Filing Date	:NA	
(62) Divisional to Application Number	:NA	
Filing Date	:NA	

(57) Abstract :

ABSTRACT Brain sensor without contact This invention relates to a field of brain monitoring and more particularly, to a device, method and system for determining and outputting of the signals for the patients. Electronic devices and their biomedical applications are advancing rapidly. But the major limitation of using any implant is that they may trigger an immune response inside the patient body which leads to infections, chronic inflammation, and erosion of skin or organs. The benefits of new devices are their dissolution over a period of time with negation of surgeries which minimizes the infections and further complications.

No. of Pages : 20 No. of Claims : 2

(12) PATENT APPLICATION PUBLICATION

(21) Application No.202141005753 A

(19) INDIA

(22) Date of filing of Application :10/02/2021

(43) Publication Date : 19/02/2021

(54) Title of the invention : Smart Immunotherapy

(51) International classification	:A61K0039000000, A61K0039395000, C07K0016280000, C07K0016300000, C07K0016000000	(71) Name of Applicant : 1)Bharath Institute of Higher Education and Research Address of Applicant :No.173, Agharam road, Selaiyur, Chennai - 600073 Tamil Nadu India
(31) Priority Document No	:NA	(72) Name of Inventor :
(32) Priority Date	:NA	1)Dr. Muthukumaraswamy
(33) Name of priority country	:NA	
(86) International Application No	:PCT//	
Filing Date	:01/01/1900	
(87) International Publication No	: NA	
(61) Patent of Addition to Application Number	:NA	
Filing Date	:NA	
(62) Divisional to Application Number	:NA	
Filing Date	:NA	

(57) Abstract :

ABSTRACT Smart Immunotherapy The immunotherapy has the adoptive cell surface to destroy the antigens. The immunotherapy is a vaccine used in the medicinal field to protect the patients from the disease. Monoclonal antibodies are Y shaped proteins that bind to the antigen to stop, control or attack the cancer cells. It stimulates the natural killer cells activity. Monoclonal antibodies make the immune system to recognize and fight against the antigens. Check point inhibitor is the agents used in the cancer treatment. Immunotherapy vaccines work by stimulating T cells and enabling them to recognize and act against specific cancer types. This antibody binds to molecules on the surface of cancer cells. The immunoglobulin in the plasma cells attack the diseased cells when the immune system gives an information about the unknown antigens.

No. of Pages : 27 No. of Claims : 1

(12) PATENT APPLICATION PUBLICATION

(21) Application No.202141005771 A

(19) INDIA

(22) Date of filing of Application :10/02/2021

(43) Publication Date : 19/02/2021

(54) Title of the invention : A NOVEL REFRIGERATION SYSTEM WITH TWO STAGE HEAT EXCHANGE MODULE

(51) International classification	:F25B0039040000, F28D0005000000, F28D0001047000, F28F0021060000, F28D0001040000	(71) Name of Applicant : 1)PAPPALI GOPALAN CHILPRAKASH Address of Applicant :PAPPALI GOPALAN CHILPRAKASH Chilton villa, Mather Nagar Changampuzha Nagar (P.O) South Kalamassery, Cochin Kerala 682033 Kerala India
(31) Priority Document No	:NA	(72) Name of Inventor :
(32) Priority Date	:NA	1)PAPPALI GOPALAN CHILPRAKASH
(33) Name of priority country	:NA	
(86) International Application No	:NA	
Filing Date	:NA	
(87) International Publication No	: NA	
(61) Patent of Addition to Application Number	:NA	
Filing Date	:NA	
(62) Divisional to Application Number	:NA	
Filing Date	:NA	

(57) Abstract :

ABSTRACT A novel refrigeration system with two stage heat exchanger module comprising of a compressor, condenser coil, thermostat sensor, blower, solenoid valve, cooling coil and a heat exchange module in the discharge line; the heat exchange module in discharge line of the refrigeration system positioned between the compressor and vertical tube condenser and comprising a zig-zag shaped / curved outer tube member, plurality of inner tube members, two adapter members, insulated tank member, two vertical port members.

No. of Pages : 24 No. of Claims : 5

(12) PATENT APPLICATION PUBLICATION

(21) Application No.202141005793 A

(19) INDIA

(22) Date of filing of Application :11/02/2021

(43) Publication Date : 19/02/2021

(54) Title of the invention : USING MACHINE LEARNING TO PREVENT CRANE OPERATORS FROM INCIDENTS WITH A BLIND SPOT CAMERA

(51) International classification	:B60R0001000000, B66C0013080000, H04N0007180000, H04B0007080000, B66C0013480000	(71) Name of Applicant : 1)Dr.BASAVARAJ S.ANAMI Address of Applicant :Opp. Airport, Gokul Road, Hubballi, Karnataka, India 580030. Karnataka India
(31) Priority Document No	:NA	(72) Name of Inventor :
(32) Priority Date	:NA	1)Dr. RAJESH YAKKUNDIMATH
(33) Name of priority country	:NA	2)Mr. GIRISH SAUNSHHI
(86) International Application No	:NA	3)Dr. NAVEEN N MALVADE
Filing Date	:NA	
(87) International Publication No	: NA	
(61) Patent of Addition to Application Number	:NA	
Filing Date	:NA	
(62) Divisional to Application Number	:NA	
Filing Date	:NA	

(57) Abstract :

Abstract Crane operation is one of the risky jobs to handle bulk container or any other loads. Although employers on building sites face many risks, crane operators are also at risk of serious casualties. While crane accidents are not usually caused by carelessness, sometimes they prove to be fateful at many a times. For the easy access for the crane operators to handle the blind spot/hidden areas the wireless/wired camera is mounted on a controllable platform having display near the dashboard so which while, handling the load it can be useful for identifying the blind spot /hidden areas. The crane operators can view the blind spot area at any cost and also the position of the parts can be easily viewed so that the critical situations can be neglected.

No. of Pages : 18 No. of Claims : 10

(54) Title of the invention : A PROCESS FOR PREPARATION OF LOTUS STEM ENRICHED BAKERY PRODUCT AND PRODUCT THEREOF

(51) International classification	:A21D0010000000, A21D0002180000, A21D0013310000, A21D0008040000, A21D0013400000	(71) Name of Applicant : 1)AVINASHILINGAM INSTITUTE FOR HOME SCIENCE AND HIGHER EDUCATION FOR WOMEN Address of Applicant :BHARATHI PARK ROAD TATABAD, FOREST COLLEGE CAMPUS SAIBABA COLONY, COIMBATORE TAMIL NADU INDIA 643041 Tamil Nadu India
(31) Priority Document No	:NA	(72) Name of Inventor :
(32) Priority Date	:NA	1)DR.S.KOWSALYA
(33) Name of priority country	:NA	2)DR. K. AMRUTHA VEENA
(86) International Application No	:NA	
Filing Date	:NA	
(87) International Publication No	: NA	
(61) Patent of Addition to Application Number	:NA	
Filing Date	:NA	
(62) Divisional to Application Number	:NA	
Filing Date	:NA	

(57) Abstract :

APPLICANT: AVINASHILINGAM INSTITUTE FOR HOME SCIENCE AND HIGHER EDUCATION FOR WOMEN TITLE: A PROCESS FOR PREPARATION OF LOTUS STEM ENRICHED BAKERY PRODUCT AND PRODUCT THEREOF ABSTRACT
The present invention discloses a process for the preparation of lotus stem enriched bakery product comprises of following steps: (a) preparation of a special flour comprising of cleaning and roasting in a dry pan at a predetermined temperature and predetermined time individually cereal, millet, pulse, and nut comprising of predetermined amounts of ~Samba™ rice, Wheat, Rice flakes, Jowar, Finger millet, Pearl millet, bengal gram dhal and Ground nuts followed by cleaning and shade drying predetermined amounts of leaves of Alternantherasessilis and lotus stem and finally mixing all ingredients comprising of the cereal, millet, pulse, nut, Alternantherasessilis and lotus stem and grinding in an electric grinder to obtain the special flour of predetermined particle size; (b) making dough comprising of blending predetermined amounts of Powdered sugar and hydrogenated fat for a predetermined time followed by adding slowly little by little with continuous mixing avoiding any lumps, a flour mixture comprising of sieved special flour, predetermined amounts of salt, sodium bicarbonate and ammonium bicarbonate and continuing the blending for a predetermined time to obtain the dough in which water or milk at a predetermined level is added to avoid cracks and obtain soft dough; (c) preparing bakery product comprising of sheeting the dough to a predetermined thickness and cutting into predetermined shapes with predetermined dimensions followed by docking with a needle and placing on a greased baking tray with a small gap of predetermined thickness separating each bakery product and finally baking for a predetermined time at the predetermined temperature, allowing to cool completely, wrapping in polythene bags and stored airtight. The present invention also discloses a lotus stem enriched bakery product prepared by the process described above.

No. of Pages : 21 No. of Claims : 6

(54) Title of the invention : FRICTION STIR WELDING OF DISSIMILAR ALUMINIUM ALLOYS USING TAPERED THREADED TOOL PROFILE

<p>(51) International classification</p> <p>(31) Priority Document No</p> <p>(32) Priority Date</p> <p>(33) Name of priority country</p> <p>(86) International Application No Filing Date</p> <p>(87) International Publication No</p> <p>(61) Patent of Addition to Application Number Filing Date</p> <p>(62) Divisional to Application Number Filing Date</p>	<p>:B23K0020120000, C22C0038040000, C22C0038020000, B23K0103180000, C22C0038140000</p> <p>:NA</p> <p>:NA</p> <p>:NA</p> <p>:NA</p> <p>:NA</p> <p>: NA</p> <p>:NA</p> <p>:NA</p> <p>:NA</p> <p>:NA</p>	<p>(71)Name of Applicant :</p> <p>1)Mr.M.MARTIN CHARLES Address of Applicant :ASSISTANT PROFESSOR, DEPARTMENT OF MECHANICAL ENGINEERING, LOYOLA ICAM COLLEGE OF ENGINEERING AND TECHNOLOGY (LICET), LOYOLA CAMPUS, NUNGAMBAKKAM, CHENNAI 600 034, TAMIL NADU, INDIA. Tamil Nadu India</p> <p>2)Dr. K. VENKATESAN</p> <p>3)Mr.C. SUBRAMANIYAN</p> <p>4)Mr.S.PRASATH</p> <p>5)Dr.R.MANIMARAN</p> <p>6)Dr.K.ANANTHAKUMAR</p> <p>7)Mr.P.MURALEEDHARAN</p> <p>(72)Name of Inventor :</p> <p>1)Mr.M.MARTIN CHARLES</p> <p>2)Dr. K. VENKATESAN</p> <p>3)Mr.C. SUBRAMANIYAN</p> <p>4)Mr.S.PRASATH</p> <p>5)Dr.R.MANIMARAN</p> <p>6)Dr.K.ANANTHAKUMAR</p> <p>7)Mr.P.MURALEEDHARAN</p>
--	---	--

(57) Abstract :

ABSTRACT FRICTION STIR WELDING OF DISSIMILAR ALUMINIUM ALLOYS USING TAPERED THREADED TOOL PROFILE The effect of new friction stir tool profile in welding two dissimilar aluminium alloys AA2024 and AA5052. The influence of rotation and traverse speed over microstructural and mechanical properties are analysed. H13 tool steel was used as tool material. Welded joints failed in the Heat affected zone (HAZ) of 6061 where the hardness values were comparatively less. The tapered threaded tool pin profile have increased the weld strength. Micro structural examination showed variation of grain size in every zone and their influence on mechanical properties. The process parameters were optimized for friction stir welding of two dissimilar aluminium alloys.

No. of Pages : 17 No. of Claims : 4

(12) PATENT APPLICATION PUBLICATION

(21) Application No.202141005815 A

(19) INDIA

(22) Date of filing of Application :11/02/2021

(43) Publication Date : 19/02/2021

(54) Title of the invention : EVALUATION OF THRUST FORCE AND TORQUE IN DRILLING OF NATURAL FIBER PARTICLE REINFORCED POLYMER

(51) International classification	:G06N0005040000, C08J0005060000, G06F0021440000, H04W0004120000, A01N00047360000	(71) Name of Applicant : 1)Dr. SHAIK HUSSAIN Address of Applicant :DEPARTMENT OF MECHANICAL ENGINEERING, MALLA REDDY ENGINEERING COLLEGE (AUTONOMOUS), MAISAMMAGUDA (H), GUNDLAPOCHAMPALLY VILLAGE, MEDCHAL MANDAL, MEDCHAL-MALKAJGIRI DISTRICT, HYDERABAD, TELANGANA STATE - 500100. Telangana India
(31) Priority Document No	:NA	2)Dr. V. SIVA RAMA KRISHNA
(32) Priority Date	:NA	3)Dr.R. DHARMALINGAM
(33) Name of priority country	:NA	4)Mr. T. NARESH KUMAR
(86) International Application No	:NA	(72) Name of Inventor :
Filing Date	:NA	1) Dr. SHAIK HUSSAIN
(87) International Publication No	: NA	2)Dr. V. SIVA RAMA KRISHNA
(61) Patent of Addition to Application	:NA	3)Dr.R. DHARMALINGAM
Number	:NA	4)Mr. T. NARESH KUMAR
Filing Date	:NA	
(62) Divisional to Application Number	:NA	
Filing Date	:NA	

(57) Abstract :

In this work, a new composite plate with natural Abaca, Mudar and Hemp reinforced polymer composite material by using bio epoxy resin was manufactured and subjected to a series of drilling operation by changing three input factors namely speed, feed rate and depth of cut. During each operation, the output responses namely thrust force and torque were measured. The responses were analyzed using Taguchi method to examine the relation between the input factors and output responses, and also to know the most influencing factors on the responses. The data was also analyzed using fuzzy rule model for prediction of responses for a range of input factors. The results showed that all three factors chosen have significant effect on the responses. The fuzzy model data in comparison with the experimental values shows only a marginal error and hence the prediction was highly satisfactory.

No. of Pages : 20 No. of Claims : 8

(54) Title of the invention : FIBER REINFORCED PLASTIC COMPOSITE MATERIAL USED IN EMBOSSING BUMPER

<p>(51) International classification</p> <p>(31) Priority Document No</p> <p>(32) Priority Date</p> <p>(33) Name of priority country</p> <p>(86) International Application No Filing Date</p> <p>(87) International Publication No</p> <p>(61) Patent of Addition to Application Number Filing Date</p> <p>(62) Divisional to Application Number Filing Date</p>	<p>:B32B0027360000, C08J0005060000, D04H0001420900, B32B0005080000, B32B0027060000</p> <p>:NA</p> <p>:NA</p> <p>:NA</p> <p>:NA</p> <p>:NA</p> <p>: NA</p> <p>:NA</p> <p>:NA</p> <p>:NA</p> <p>:NA</p> <p>:NA</p>	<p>(71)Name of Applicant :</p> <p>1)Dr. V. MADHANRAJ Address of Applicant :ASSISTANT PROFESSOR (S.S), SCHOOL OF AERONAUTICAL SCIENCES, HINDUSTAN INSTITUTE OF TECHNOLOGY AND SCIENCE, 1, RAJIV GANDHI SALAI, OLD MAHABALIPURAM ROAD, PADUR, KELAMBAKAM, CHENNAI-603103. Tamil Nadu India</p> <p>2)Mr. R. SARWESWARAN</p> <p>3)Dr. B. ANBARASU</p> <p>4)Dr. N. MUTHUKUMARAN</p> <p>5)Mr. R. JEREMIAH</p> <p>6)Dr. R. JINO</p> <p>7)Dr. M. SENTHILKUMAR</p> <p>8)Dr. B. LAKSHMIPATHY</p> <p>9)Dr. S. SATHISH</p> <p>10)Mr. A. ARUNRAJA</p> <p>(72)Name of Inventor :</p> <p>1) Dr. V. MADHANRAJ</p> <p>2)Mr. R. SARWESWARAN</p> <p>3)Dr. B. ANBARASU</p> <p>4)Dr. N. MUTHUKUMARAN</p> <p>5)Mr. R. JEREMIAH</p> <p>6)Dr. R. JINO</p> <p>7)Dr. M. SENTHILKUMAR</p> <p>8)Dr. B. LAKSHMIPATHY</p> <p>9)Dr. S. SATHISH</p> <p>10)Mr. A. ARUNRAJA</p>
--	--	---

(57) Abstract :

The present invention aims to develop carbon fiber based polymer composites and study the influence of fiber loading on their mechanical behavior. Carbon fiber fortified polymer composites is generally utilized in numerous modern applications especially in the auto business because of points of interest, for example, low weight, simplicity of preparing, cost and commotion concealment. Against this foundation, the current examination work has been embraced, with a goal to investigate the capability of carbon fiber as a fortifying material in polymer composites and to research its impact on. the mechanical conduct of the subsequent composites. It can likewise withstand high compressive burden. So this material can be a best one in the auto business just as other composite industry. On the off chance that a vehicle like truck, vehicle, transport, and so forth is exposed to a mishap or other effect on it, there might be higher possibility of breaking of the body particularly guards in enormous level. It might cause harm in different parts behind the guard just" as it need cash to remake it. To conquer this issue this carbon fiber composite guard will be protected with no harm in the body. Since it can withstand high effect load, life of the vehicle body will be more.

No. of Pages : 24 No. of Claims : 7

(54) Title of the invention : VOICE BASED ALERTING AND ASSISTING TOOL FOR VISUALLY CHALLENGED

<p>(51) International classification</p> <p>(31) Priority Document No</p> <p>(32) Priority Date</p> <p>(33) Name of priority country</p> <p>(86) International Application No Filing Date</p> <p>(87) International Publication No</p> <p>(61) Patent of Addition to Application Number Filing Date</p> <p>(62) Divisional to Application Number Filing Date</p>	<p>:G09B0021000000, A61H0003060000, G06N0020000000, A61F0009080000, G06K0009000000</p> <p>:NA</p> <p>:NA</p> <p>:NA</p> <p>:NA</p> <p>:NA</p> <p>: NA</p> <p>:NA</p> <p>:NA</p> <p>:NA</p> <p>:NA</p> <p>:NA</p>	<p>(71)Name of Applicant :</p> <p>1)Mr.J.JEGAN AMARNATH Address of Applicant :DEPARTMENT OF COMPUTER SCIENCE AND ENGINEERING, SRI SAIRAM ENGINEERING COLLEGE, SAI LEO NAGAR, WEST TAMBARAM, CHENNAI, TAMIL NADU, INDIA 600044. Tamil Nadu India</p> <p>2)Mr.S.GURUSUBRAMANI</p> <p>3)Ms.A.SANGEERANI DEVI</p> <p>4)Mr.D.SATHISHKUMAR</p> <p>5)Mr.N.GOPINATH</p> <p>6)Dr.A.CHINNASAMY</p> <p>7)Mr.M.BALAMURUGAN</p> <p>8)Dr.J.K.PERIASAMY</p> <p>9)Dr.M.SURESH ANAND</p> <p>10)Dr.M.SURESH KUMAR</p> <p>(72)Name of Inventor :</p> <p>1)Mr.J.JEGAN AMARNATH</p> <p>2)Mr.S.GURUSUBRAMANI</p> <p>3)Ms.A.SANGEERANI DEVI</p> <p>4)Mr.D.SATHISHKUMAR</p> <p>5)Mr.N.GOPINATH</p> <p>6)Dr.A.CHINNASAMY</p> <p>7)Mr.M.BALAMURUGAN</p> <p>8)Dr.J.K.PERIASAMY</p> <p>9)Dr.M.SURESH ANAND</p> <p>10)Dr.M.SURESH KUMAR</p>
--	--	--

(57) Abstract :

Patent Abstract: This project proposes a system which provides a guiding aid to the visually impaired in the form of walking stick. Voice based alerting and assisting tool for visually challenged is a Blind Walking Sticks built to guide the visually impaired to detect and identify the objects in their path in real time. The Concept is based on Machine Learning. The stick is mounted with Raspberry Pi, a Pi camera and a battery. The Pi camera is used to capture real time images of the objects in front of the person and these objects are analyzed by the Machine Learning model - Single Shot MultiBox Detector which implements TensorFlow framework to recognize the type of object. The model is trained on COCO-Common Objects in Context dataset. This process is done on the Raspberry Pi. The detected object is then notified to the person through audio.

No. of Pages : 8 No. of Claims : 5

(12) PATENT APPLICATION PUBLICATION

(21) Application No.202141005860 A

(19) INDIA

(22) Date of filing of Application :11/02/2021

(43) Publication Date : 19/02/2021

(54) Title of the invention : AN AUTOMATED FRAMEWORK FOR SOFTWARE REDESIGN OF COMPONENT BASED SERIAL CODE TO PARALLEL CODE FOR GPU PROCESSOR

(51) International classification	:G06F0008410000, G06F0009500000, G16B0030000000, G06T0001200000, G06N0003080000	(71) Name of Applicant : 1)Dr. SAMPATH KORRA Address of Applicant :Associate Professor, Dept. of CSE , H.No.6-15/1, Plot No-844, Road No-8, Buddanagar Colony, Near Uppal Depot, Hyderabad-500092, Telangana, India. Telangana India
(31) Priority Document No	:NA	(72) Name of Inventor :
(32) Priority Date	:NA	1)Dr. SAMPATH KORRA
(33) Name of priority country	:NA	2)Dr. RAVIKANTH M
(86) International Application No	:NA	3)Dr. TIPPIREDDY CHALAMAREDDY
Filing Date	:NA	4)Dr. T. BHASKAR
(87) International Publication No	: NA	5)Dr. ADAPA SRINIVASA RAO
(61) Patent of Addition to Application Number:	:NA	
Filing Date	:NA	
(62) Divisional to Application Number	:NA	
Filing Date	:NA	

(57) Abstract :

This invention is pertaining to developing an automated framework for software redesign of component based serial code to parallel code for Graphical Processing Unit (GPU) processor. Software industry witnesses lot of legacy code that is designed to run serially. It does mean that the code is not tuned for parallel processing supported by GPU. With the advent of cloud computing infrastructure and availability of GPUs for affordable pay per use option besides being scalable, fault tolerant and available, it has become an attractive solution instead of investing for computing resources. Therefore, like never before, there is need for parallel processing. As the computing resources are made available, it is indispensable to exploit the resources by converting source code from serial approach to parallel approach. The intention is to reap benefits of computing infrastructure at hardware level. However, the manual process is expensive and there is need for an automated framework. The current invention is meant for converting component based serial code (source code) into parallel code (source code) for GPU processor. It saves time, effort and investment as well. This invention has many stakeholders and there is high impact on the stakeholders as well. The stakeholders include software industries across the globe, programmers, developers besides academia and researchers.

No. of Pages : 15 No. of Claims : 7

(12) PATENT APPLICATION PUBLICATION

(21) Application No.202141005892 A

(19) INDIA

(22) Date of filing of Application :11/02/2021

(43) Publication Date : 19/02/2021

(54) Title of the invention : A SYSTEM AND A METHOD TO PERMIT ACCESS TO A DEVICE WHICH NEEDS ACCESS CONTROL

(51) International classification	:G06K0009000000, G06K0009460000, G06F0021320000, G06K0009200000, A61F0002140000	(71) Name of Applicant : 1)SRM Institute of Science and Technology Address of Applicant :Kattankulathur, Chennai-603203, Tamil Nadu, India Tamil Nadu India
(31) Priority Document No	:NA	(72) Name of Inventor :
(32) Priority Date	:NA	1)A Alice Nithya
(33) Name of priority country	:NA	2)C. Lakshmi
(86) International Application No	:NA	
Filing Date	:NA	
(87) International Publication No	: NA	
(61) Patent of Addition to Application Number	:NA	
Filing Date	:NA	
(62) Divisional to Application Number	:NA	
Filing Date	:NA	

(57) Abstract :

ABSTRACT A SYSTEM AND A METHOD TO PERMIT ACCESS TO A DEVICE WHICH NEEDS ACCESS CONTROL The present disclosure discloses a system (100) and a method (200) to permit access to a device which needs access control. The system (100) comprises a first repository (102), an image capturing device (104), an image processing module (106) and a comparison module (120). The first repository (102) store an iris mapping for each user. The image capturing device (104) can sense presence of a human eye and capture its image. It further extract an iris image and convert the analog iris image to a digital image signal. The image processing module (106) receive the digital image signal to clear, identify, validate and process the digital image signal for comparison using LBP descriptors and feature vectors. The comparison module (120) maps the feature vectors to iris mapping of a user stored in first repository (102) to identify a true user and allow the access to the device.

No. of Pages : 20 No. of Claims : 5

(12) PATENT APPLICATION PUBLICATION

(21) Application No.202141005893 A

(19) INDIA

(22) Date of filing of Application :11/02/2021

(43) Publication Date : 19/02/2021

(54) Title of the invention : A COGENERATION PLANT AND A PROCESS FOR COGENERATION THEREOF

(51) International classification	:C10B0053070000, F01N0005020000, C10G0001100000, C10G0001000000, F02B0063040000	(71) Name of Applicant : 1)SRM Institute of Science and Technology Address of Applicant :Kattankulathur, Chennai-603203, Tamil Nadu, India Tamil Nadu India
(31) Priority Document No	:NA	(72) Name of Inventor :
(32) Priority Date	:NA	1)V. Edwin Geo
(33) Name of priority country	:NA	2)S. Thiyagarajan
(86) International Application No	:NA	3)M. Jerome Stanley
Filing Date	:NA	4)M. Leenus Jesu Martin
(87) International Publication No	: NA	5)CG. Saravanan
(61) Patent of Addition to Application Number	:NA	
Filing Date	:NA	
(62) Divisional to Application Number	:NA	
Filing Date	:NA	

(57) Abstract :

ABSTRACT A COGENERATION PLANT AND A PROCESS FOR COGENERATION THEREOF The present disclosure relates to cogeneration plant (100) and a process for cogeneration using pyrolysis of waste plastic and exhaust heat of an IC engine. The cogeneration plant (100) of the present disclosure comprises a plastic shredder (102), a pyrolysis reactor (104), a condenser (106), an internal combustion engine (112), a generator (114) and a heat exchanger (116). The cogeneration plant (100) immediately utilizes diesel-like fuel produced from the plastic waste to generate electrical power. Waste heat of the exhaust gases of the IC engine is transferred to the pyrolysis reactor (104) to reduce the dependency of the pyrolysis reactor (104) on the external energy supply.

No. of Pages : 19 No. of Claims : 17

(12) PATENT APPLICATION PUBLICATION

(21) Application No.202141005906 A

(19) INDIA

(22) Date of filing of Application :11/02/2021

(43) Publication Date : 19/02/2021

(54) Title of the invention : SMART ENERGY HARVESTING THROUGH RECHARGEABLE AND NON RECHARGEABLE SOURCES OF ELECTRICITY BASED ON WSN APPLICATION

(51) International classification	:H02J0007020000, G06Q0050060000, H02N0011000000, H02J0050100000, H02N0002180000	(71) Name of Applicant : 1)Dr. N. Karupiah Address of Applicant :Professor/EEE Vardhamana College of Engineering Hyderabad, Telangana India Telangana India 2)Dr. S. Ravivarman 3)Mr. B. Rajagopal Reddy 4)Dr. R. Anand 5)Mr. Md Asif 6)Dr Arun S
(31) Priority Document No	:NA	(72) Name of Inventor :
(32) Priority Date	:NA	1)Dr. N. Karupiah
(33) Name of priority country	:NA	2)Dr. S. Ravivarman
(86) International Application No	:NA	3)Mr. B. Rajagopal Reddy
Filing Date	:NA	4)Dr. R. Anand
(87) International Publication No	: NA	5)Mr. Md Asif
(61) Patent of Addition to Application Number	:NA	6)Dr Arun S
Filing Date	:NA	
(62) Divisional to Application Number	:NA	
Filing Date	:NA	

(57) Abstract :

In a variety of applications such as micro electro mechanical systems (MEMS), feasible alternative is provided now by scavenging power providing solutions. Applications related to wireless sensor networks depend on rechargeable batteries demand wireless charging from various sources of different scales and shapes aiming to achieve the power on a fresh basis from the available environmental power. An illimitable potential energy supply overrides the issue of limitation in energy budget. The proposed invention is able to power efficiently with the potential of sensing, processing and wireless transmission of an IoT system. A cutting edge IC for energy management is incorporated enabling low power devices to operate, energy harvesting exceptionally with energy generators downsized. This invention proposes smart energy harvesting technique both chargeable and rechargeable electricity source from wireless source applications. This system not only supports as an alternative for power supply but also acts as depository system for compound energy based on the integrated intelligence with the performance of power autonomy in the system design.

No. of Pages : 11 No. of Claims : 5

(12) PATENT APPLICATION PUBLICATION

(21) Application No.202141005909 A

(19) INDIA

(22) Date of filing of Application :11/02/2021

(43) Publication Date : 19/02/2021

(54) Title of the invention : A BIO-PLAUSIBLE SPIKING NEURON MODEL FOR NEUROMORPHIC COMPUTING AND AI/ML PROCESSING

(51) International classification	:G06N0003040000, G06N0003063000, G06N0003080000, A61B0005000000, G06N0003060000	(71) Name of Applicant : 1)AI-Bharata Emerging Technologies Pvt. Ltd. Address of Applicant :Tg Bank, Sanduru Bellary, Karnataka, 583119, India Karnataka India
(31) Priority Document No	:NA	(72) Name of Inventor :
(32) Priority Date	:NA	1)Vinayaka Jyothi
(33) Name of priority country	:NA	
(86) International Application No	:NA	
Filing Date	:NA	
(87) International Publication No	: NA	
(61) Patent of Addition to Application Number	:NA	
Filing Date	:NA	
(62) Divisional to Application Number	:NA	
Filing Date	:NA	

(57) Abstract :

A bio-plausible spiking neuron model for neuromorphic computing and AI/ML processing. The neuron model is implemented using transistors. The neuron model mimics the responses of biological neurons. The neuron model includes a control multiplexer and a primitive spike generation circuit. The control multiplexer allows or blocks an input signal, at the input terminals of the neuron model, from passing on to the primitive spike generation circuit. The selection of whether to allow or block the input signal is based on the type of spiking train that needs to be generated and the output of the neuron model. The primitive spike generation circuit can be considered to be a signal shaping circuit, which allows generating a particular pattern of spiking train based on the type of spike that needs to be generated and the input signal. FIG. 1

No. of Pages : 36 No. of Claims : 36

(12) PATENT APPLICATION PUBLICATION

(21) Application No.202141005936 A

(19) INDIA

(22) Date of filing of Application :11/02/2021

(43) Publication Date : 19/02/2021

(54) Title of the invention : BROADBAND ANTENNA BASED ON SUBSTRATE INTEGRATED WAVEGUIDE TECHNOLOGY WITH BOW-TIE SHAPED SLOT

(51) International classification	:H01Q0001380000, H01Q0001500000, H01Q0013100000, H01Q0013180000, H01Q0009280000	(71) Name of Applicant : 1)Dr. DEVABHAKTUNI MADHAVI Address of Applicant :Assistant Professor Department of Physics, R.V.R. & J.C. College of Engineering, Chowdavaram, Guntur Andhra Pradesh, India-522019 Andhra Pradesh India 2)Mr.BOLLAVATHI LOKESHWAR 3)Dr.ALAPATI SUDHAKAR
(31) Priority Document No	:NA	(72) Name of Inventor :
(32) Priority Date	:NA	1)Dr. DEVABHAKTUNI MADHAVI
(33) Name of priority country	:NA	2)Mr.BOLLAVATHI LOKESHWAR
(86) International Application No	:NA	3)Dr.ALAPATI SUDHAKAR
Filing Date	:NA	
(87) International Publication No	: NA	
(61) Patent of Addition to Application Number	:NA	
Filing Date	:NA	
(62) Divisional to Application Number	:NA	
Filing Date	:NA	

(57) Abstract :

The present invention discloses a broadband antenna based on substrate integrated waveguide (SIW) 100. The regular rectangle slot is modified by bow-tie shaped slot that affects the bandwidth of an antenna. The whole antenna consists of a substrate 101, upper and lower metal layer 102, a micro-strip line, a plated through hole 103, SIW cavity 104, and a bow tie slot 105. The SIW cavity 104 is realized by connecting the multiple plated vias 103 in the dielectric substrate. A bow tie slot 105 is printed on the top of the SIW cavity, used for radiation. To enhance the bandwidth of the antenna, the slot 105 is located at optimum position from the center of the cavity. Moreover, the micro-strip line is electrically connected to excite the SIW cavity 104 and slot 105. By finely optimizing the size of the slot and its position, the proposed invention exhibits wide fractional bandwidth and provides high gain, unidirectional pattern.

No. of Pages : 11 No. of Claims : 5

(54) Title of the invention : INTERNET OF MEDICAL THINGS BASED AUTOMATED DETECTION OF BREAST CANCER

<p>(51) International classification</p> <p>(31) Priority Document No</p> <p>(32) Priority Date</p> <p>(33) Name of priority country</p> <p>(86) International Application No</p> <p style="padding-left: 20px;">Filing Date</p> <p>(87) International Publication No</p> <p>(61) Patent of Addition to Application Number</p> <p style="padding-left: 20px;">Filing Date</p> <p>(62) Divisional to Application Number</p> <p style="padding-left: 20px;">Filing Date</p>	<p>:G06T0007000000, G16H0050200000, G16H0050700000, G16H0020300000, C12Q0001684400</p> <p>:NA</p> <p>:NA</p> <p>:NA</p> <p>:NA</p> <p>:NA</p> <p>:NA</p> <p>:NA</p> <p>:NA</p> <p>:NA</p> <p>:NA</p> <p>:NA</p>	<p>(71)Name of Applicant :</p> <p>1)Dr. M. Malathi</p> <p style="padding-left: 20px;">Address of Applicant :Associate Professor Department of Electronics and Communication Engineering Rajalakshmi Institute of Technology Poonamalle, Chennai- 600 124 Tamil Nadu India</p> <p>2)Dr. P. Sinthia</p> <p>3)Dr. K. Jalal Deen</p> <p>4)Dr. N. Kins Burk Sunil</p> <p>5)Ms. D. Elavarasi</p> <p>6)Mrs. P.S. Uma Priyadarsini</p> <p>7)Dr. Kiran George</p> <p>(72)Name of Inventor :</p> <p>1)Dr. M. Malathi</p> <p>2)Dr. P. Sinthia</p> <p>3)Dr. K. Jalal Deen</p> <p>4)Dr. N. Kins Burk Sunil</p> <p>5)Ms. D. Elavarasi</p> <p>6)Mrs. P.S. Uma Priyadarsini</p> <p>7)Dr. Kiran George</p>
---	---	---

(57) Abstract :

The developing country like India is still starving for the improvement in health sector. Breast cancer is one of the most dangerous and deadly diseases for woman. The survival of the breast cancer patient is fully rely on the early diagnosis of the detection. But country like India most of the people are not aware or not go for routine health checkup, moreover the working womenTMs not getting time to go for follow up, this end with critical situation. However, in few of the cases even the preliminary screening because of the false results the patient will fail to identify the disease at the early stage. Therefore in this invention we proposed the IoMT based computer aided detection technique for the early identification of the breast cancer , even without the help of the doctor any individual can know the status of the breast.

No. of Pages : 5 No. of Claims : 6

(12) PATENT APPLICATION PUBLICATION

(21) Application No.202141005962 A

(19) INDIA

(22) Date of filing of Application :12/02/2021

(43) Publication Date : 19/02/2021

(54) Title of the invention : REAL TIME MONITORING OF FACE RECOGNITION BASED HOME AUTOMATION SYSTEM FOR ENERGY CONSERVATION

(51) International classification	:G06K0009000000, G06K0009620000, H04L0012280000, G06K0009460000, H04L0029080000	(71) Name of Applicant : 1)M.KARTHIKEYAN Address of Applicant :Assistant Professor, Department of CSE, SRM IST-KTR-603203, Tamil Nadu, India. Tamil Nadu India
(31) Priority Document No	:NA	(72) Name of Inventor :
(32) Priority Date	:NA	1)M.Karthikeyan
(33) Name of priority country	:NA	2)Dr. T.S. SUBASHINI
(86) International Application No	:NA	
Filing Date	:NA	
(87) International Publication No	: NA	
(61) Patent of Addition to Application Number	:NA	
Filing Date	:NA	
(62) Divisional to Application Number	:NA	
Filing Date	:NA	

(57) Abstract :

TITLE: Real Time monitoring of Face Recognition based home automation system for Energy conservation system. The present invention is real time monitoring of face recognition based home automation system to enhance security at home/office and to use the electrical appliances by capturing the face. The authenticated faces/users LBPH (Local Binary Pattern Histogram) (115) features were extracted and modelled using SVM to construct the face profile of all authenticated users. The webcam (110) catches the user's picture before the PC and the Haar-cascade classifier, a profound learning object identification technique is used to identify face objects from the background. The facial recognition techniques were implemented with python and linked to the cloud environment of Ada-Fruit in order to enable or disable the light and fan on the desk. The relay status is transmitted from Ada Fruit Cloud (120) to Arduino Esp8266 (125) using the MQTT Protocol. If the unidentified user in the webcam is detected by this device, the information in the cloud will be set to ' off ' status, allowing light and fan to be switched off

No. of Pages : 28 No. of Claims : 1

(12) PATENT APPLICATION PUBLICATION

(21) Application No.202141005983 A

(19) INDIA

(22) Date of filing of Application :12/02/2021

(43) Publication Date : 19/02/2021

(54) Title of the invention : MOBILE CLOUD COMPUTING E-HEALTH CARE SYSTEM FOR THE DETECTION AND CLASSIFICATION OF MALIGNANT CELLS IN LUNG CANCER

(51) International classification	:G16H0050200000, G06N0007000000, G01N0033574000, G16H0010600000, G06F0016951000	(71)Name of Applicant : 1)Dr. J. Jai Jaganath Babu Address of Applicant :Associate Professor Department of Electronics and Communication Engineering Chennai Institute of Technology Kandrathur Chennai- 600 069 Email: jaijaganthbabuj@citchennai.net Tamil Nadu India 2)Dr. T. Sasikala 3)Dr.K. Jayabharathi, 4)Dr. P.Venugopal, 5)Dr. Sheeja V Francis 6)Mr. K. Bagirathan 7)Mr. R. Balamurugan, 8)Mr. R.Loganathan 9)Dr. Kiran George 10)Dr. K. Basakaran
(31) Priority Document No	:NA	(72)Name of Inventor : 1)Dr. J. Jai Jaganath Babu 2)Dr. T. Sasikala 3)Dr.K. Jayabharathi, 4)Dr. P.Venugopal, 5)Dr. Sheeja V Francis 6)Mr. K. Bagirathan 7)Mr. R. Balamurugan, 8)Mr. R.Loganathan 9)Dr. Kiran George 10)Dr. K. Basakaran
(32) Priority Date	:NA	
(33) Name of priority country	:NA	
(86) International Application No	:NA	
Filing Date	:NA	
(87) International Publication No	: NA	
(61) Patent of Addition to Application	:NA	
Number	:NA	
Filing Date	:NA	
(62) Divisional to Application Number	:NA	
Filing Date	:NA	

(57) Abstract :

In this era the computer and Internet based technologies has transformed the nature of services in healthcare to the next level. The standard nature of the patient doctor diagnostic method is extended to the more advanced concept of E- mobile health, where remote online or offline treatment and diagnostics can be performed. In this article, we propose a framework, which incorporates a cloud-based decision support system for the detection and classification of malignant cells in lung cancer from the lung cytology images. In this invention shape based features are used for the detection of malignant cells. Further ANN and Bayesian network is used for categorizing the normal and tumor cells. This proposed mechanisms also helps for grading of the tumor stages. This method will give 99% accuracy when compared to normal examining or convention methods. Moreover any individual can also analyze the results without the help of the doctor.

No. of Pages : 15 No. of Claims : 3

(12) PATENT APPLICATION PUBLICATION

(21) Application No.202141005985 A

(19) INDIA

(22) Date of filing of Application :12/02/2021

(43) Publication Date : 19/02/2021

(54) Title of the invention : PROCESS FOR THE PRODUCTION OF CATALYST GRADE NANO-SIZED ALPHA-FERRIC OXIDE AS PROPELLANT BURN RATE ENHANCER

(51) International classification	:A61K0009280000, C06B0023000000, A61K0031415000, C01G0049060000, C06B0033000000	(71) Name of Applicant : 1)Indian Space Research Organisation Address of Applicant :Department of Space, Antariksh Bhavan, New BEL Road, Bangalore 560094, India Karnataka India
(31) Priority Document No	:NA	(72) Name of Inventor :
(32) Priority Date	:NA	1)Deepthi L Sivadas
(33) Name of priority country	:NA	2)Salu Jacob
(86) International Application No	:NA	3)G. Rekha Krishnan
Filing Date	:NA	4)Appala Raju Akula
(87) International Publication No	: NA	5)R Rajeev
(61) Patent of Addition to Application Number	:NA	6)Benny K George
Filing Date	:NA	
(62) Divisional to Application Number	:NA	
Filing Date	:NA	

(57) Abstract :

The present invention relates to a process for the preparation of catalyst grade, nano-sized alpha ferric oxide as propellant burn rate enhancer, said process being reproducible with high yield and scalable to bulk production with ease. The present invention also relates to product catalyst grade, nano-sized alpha ferric oxide having high purity and high surface area.

No. of Pages : 19 No. of Claims : 10

(12) PATENT APPLICATION PUBLICATION

(21) Application No.202141006005 A

(19) INDIA

(22) Date of filing of Application :12/02/2021

(43) Publication Date : 19/02/2021

(54) Title of the invention : IMPLEMENTATION OF SIX SIGMA FOR REDUCING DEFECTS IN AN AUTOMOBILE ANCILLARY ART

(51) International classification	:G06Q0010060000, H01L0029660000, E21B0043160000, C08J0005180000, G06Q0050040000	(71)Name of Applicant : 1)Dr. GURUSAMI Address of Applicant :ASSOCIATE PROFESSOR, DEPARTMENT OF MECHANICAL ENGINEERING, ST. PETER"S INSTITUTE OF HIGHER EDUCATION AND RESEARCH, TONAKELA CAMP ROAD, SANKAR NAGAR, AVADI, CHENNAI - 600054, TAMILNADU, INDIA. Tamil Nadu India
(31) Priority Document No	:NA	2)Dr. S. ARUMUGAM
(32) Priority Date	:NA	3)Dr. R. SERANMADEVI
(33) Name of priority country	:NA	4)Dr. K. JAWAHAR RANI
(86) International Application No	:NA	5)Dr. G. MANIMARAN
Filing Date	:NA	6)Mr. P. SUBBARAYUDU
(87) International Publication No	: NA	(72)Name of Inventor :
(61) Patent of Addition to Application	:NA	1)Dr. GURUSAMI
Number	:NA	2)Dr. S. ARUMUGAM
Filing Date	:NA	3)Dr. R. SERANMADEVI
(62) Divisional to Application Number	:NA	4)Dr. K. JAWAHAR RANI
Filing Date	:NA	5)Dr. G. MANIMARAN
		6)Mr. P. SUBBARAYUDU

(57) Abstract :

This invention focuses on minimizing the boot up and boot damage developed in boot assembly process. It describes in detail how the Six Sigma methodology was applied and how various tools and techniques within Six Sigma methodologies have been employed to achieve financial benefits. This invention deals with process improvement by reducing the rework of boot up and boot damage. Systematic application of Six Sigma DMAIC tools and methodology within an automotive part production results with several achievements such as reduction of tools expenses, cost of poor quality and labours expenses. It is shown that Six Sigma is an effective way to find out where the greatest process need is and which the softest points of the process and Based on the analysis made and results taken it has been concluded that Control Measures taken are well effective and produced a drastic change and reduced the rejections.

No. of Pages : 28 No. of Claims : 7

(12) PATENT APPLICATION PUBLICATION

(21) Application No.202141006010 A

(19) INDIA

(22) Date of filing of Application :12/02/2021

(43) Publication Date : 19/02/2021

(54) Title of the invention : BIOEFFICACY OF PLANT DERIVED ESSENTIAL OIL FROM PIPER BETLE (L.) FOR DIESEL ENGINE

(51) International classification	:A61K0036670000, F02B0003060000, C10L0001320000, C10L0001020000, C10L0001080000	(71)Name of Applicant : 1) Dr. M. RAMARAO Address of Applicant :ASSOCIATE PROFESSOR, DEPARTMENT OF MECHANICAL ENGINEERING, CHEBROLU ENGINEERING COLLEGE, CHEBROLU (VI & MD), GUNTUR (DIST), ANDHRA PRADESH, INDIA, 522212 Andhra Pradesh India 2)Dr. ISHRAT MEERA MIRZANA 3)Dr. RAM SUBBIAH 4)Mr. SYED JAVED 5)Dr. R. SURESH 6)Dr. M. SARAVANAN 7)Mr. NAGARAJ T 8)Mr. RAMESH VELLAICHAMY 9)Dr. V. SIVABHARATHI
(31) Priority Document No	:NA	(72)Name of Inventor : 1) Dr. M. RAMARAO 2)Dr. ISHRAT MEERA MIRZANA 3)Dr. RAM SUBBIAH 4)Mr. SYED JAVED 5)Dr. R. SURESH 6)Dr. M. SARAVANAN 7)Mr. NAGARAJ T 8)Mr. RAMESH VELLAICHAMY 9)Dr. V. SIVABHARATHI
(32) Priority Date	:NA	
(33) Name of priority country	:NA	
(86) International Application No	:NA	
Filing Date	:NA	
(87) International Publication No	: NA	
(61) Patent of Addition to Application	:NA	
Number	:NA	
Filing Date	:NA	
(62) Divisional to Application Number	:NA	
Filing Date	:NA	

(57) Abstract :

Due to the expanding expense of the fossil fuels, petroleum products, natural thought and stringent emission standards, it is important to search for a substitute diesel engine fuel. In this present research oils of Piper Betle leaf is utilized as an alternative fuel. The Piper Betle leaf Oil (PBO) availability is adequate in Kerala and Tamandu. Present experiment is done with PBO and four stroke diesel with direct ignition engine. The brake warm productivity of Piper betle diesel mix was insignificantly close with slick diesel fuel. Brake explicit vitality utilization is lower for Piper betel diesel mixes than diesel at all stacking. The emanation attributes are higher than unadulterated diesel yet the PB010+D90+50ppm has moderately better execution as for different mixes. The PBO10+D90+50ppm mix shows preferable execution over different mixes and crude oil. This mix shows a lower outflow trademark than diesel. PBO10+D90+50ppm can be considered as an appropriate fuel for use in standard diesel motors and further examinations should be possible with specific added substances to improve the emanation qualities, the exhaust emission of hydro carbon and carbon monoxide are slightly, reduced.

No. of Pages : 22 No. of Claims : 6

(12) PATENT APPLICATION PUBLICATION

(21) Application No.202141006024 A

(19) INDIA

(22) Date of filing of Application :12/02/2021

(43) Publication Date : 19/02/2021

(54) Title of the invention : HEAD BUTTON HAMMER WITH HANDLE

(51) International classification	:B29C0045140000, G06F0016953500, B25D0001040000, G06F0040106000, A61H0023000000	(71) Name of Applicant : 1)V. SEKAR Address of Applicant :50, K.M.Ganapathi St, Avadi, Tamilnadu, India 600062. Tamil Nadu India
(31) Priority Document No	:NA	(72) Name of Inventor : 1)V. SEKAR
(32) Priority Date	:NA	
(33) Name of priority country	:NA	
(86) International Application No	:NA	
Filing Date	:NA	
(87) International Publication No	: NA	
(61) Patent of Addition to Application Number	:NA	
Filing Date	:NA	
(62) Divisional to Application Number	:NA	
Filing Date	:NA	

(57) Abstract :

1. It was my idea to put the hammer in the injection mold and put the handle on the head of the hammer with a button. Like structure, so I ask you to give me the patent right to put the handle with the button. Like patent on the head of the hammer.

No. of Pages : 5 No. of Claims : 1

(54) Title of the invention : 360O CRADLE SITTER A TODDLER MONITORING SYSTEM FOR SMART CRADLE USING IOT AND AI

<p>(51) International classification</p> <p>(31) Priority Document No</p> <p>(32) Priority Date</p> <p>(33) Name of priority country</p> <p>(86) International Application No Filing Date</p> <p>(87) International Publication No</p> <p>(61) Patent of Addition to Application Number Filing Date</p> <p>(62) Divisional to Application Number Filing Date</p>	<p>:A61B0005000000, A61F0013420000, G08B0021020000, A47D0009020000, A61B0005010000</p> <p>:NA</p> <p>:NA</p> <p>:NA</p> <p>:NA</p> <p>:NA</p> <p>:NA</p> <p>:NA</p> <p>:NA</p> <p>:NA</p> <p>:NA</p> <p>:NA</p>	<p>(71)Name of Applicant :</p> <p>1)K.ANURATHA Address of Applicant :Assistant Professor, Department of Information Technology, Sri Sai Ram Institute of Technology West Tambaram, Chennai 600044 Tamil Nadu India</p> <p>2)J.M.NANDHINI</p> <p>3)M.MADHAVI</p> <p>4)B.PRIYA</p> <p>5)Dr.R.PRIYADARSHINI</p> <p>6)B.KAMALA</p> <p>7)S.SUJEETHA</p> <p>8)VELU MANI</p> <p>9)Dr.M.PARVATHY</p> <p>10)Dr.T.GNANASEKARAN</p> <p>(72)Name of Inventor :</p> <p>1)K.ANURATHA</p> <p>2)J.M.NANDHINI</p> <p>3)M.MADHAVI</p> <p>4)B.PRIYA</p> <p>5)Dr.R.PRIYADARSHINI</p> <p>6)B.KAMALA</p> <p>7)S.SUJEETHA</p> <p>8)VELU MANI</p> <p>9)Dr.M.PARVATHY</p> <p>10)Dr.T.GNANASEKARAN</p>
--	---	--

(57) Abstract :

ABSTRACT 360o CRADLE SITTER A TODDLER MONITORING SYSTEM FOR SMART CRADLE USING IoT and AI This invention is a device and system to assist in monitoring the behaviour of a toddler using wearable sensors. This system consists of a cradle which swings automatically whenever a crying sound is detected, which is enabled through the NodeMCU module and the high-quality sound sensor. The system facilitates live monitoring, entertaining by playing music, detecting cry, monitoring vital signs and providing parents with notification on detection of an abnormal event (e.g. cry, baby wakeup, mattress wetness, etc). It monitors the body temperature of the baby and adjusts the room temperature accordingly. The system has an IP Camera installed. The uniqueness of this work lays in the proposed IoT-Behaviour Monitoring system through designing a cradle, proposing an algorithm to monitor and detect abnormal behaviour and retrieving real time data from sensors and responding accordingly.

No. of Pages : 11 No. of Claims : 2

(12) PATENT APPLICATION PUBLICATION

(21) Application No.202141006084 A

(19) INDIA

(22) Date of filing of Application :12/02/2021

(43) Publication Date : 19/02/2021

(54) Title of the invention : SYSTEM AND METHOD FOR SECURE WIRELESS NETWORKS USING GAME THEORY AND AES FOR AUTHENTICATION

(51) International classification	:H04W0084180000, H04L0009080000, H04L0029060000, H04W0004380000, H04W0040100000	(71) Name of Applicant : 1)Prof. SWATHLY Address of Applicant :CMR Institute of Technology, AECS Layout, Bengaluru, Karnataka, India 560037. Karnataka India 2)Dr. SANJAY CHITNIS
(31) Priority Document No	:NA	(72) Name of Inventor :
(32) Priority Date	:NA	1)Prof. SWATHLY
(33) Name of priority country	:NA	2)Dr. SANJAY CHITNIS
(86) International Application No	:NA	
Filing Date	:NA	
(87) International Publication No	: NA	
(61) Patent of Addition to Application Number	:NA	
Filing Date	:NA	
(62) Divisional to Application Number	:NA	
Filing Date	:NA	

(57) Abstract :

The demand for wireless sensor networks has grown drastically due to their use in numerous real-time monitoring applications. These networks are composed of several tiny sensor nodes that have limited resources such as processing power, storage capacity, and area. Data transmission from one node to another node consumes energy, excessive energy consumption may lead to the degraded network lifetime. Moreover, the power supply to these sensor networks cannot be replaced hence maintaining energy efficiency in these networks is a challenging task. Currently, the data aggregation technique has gained an attraction to save the energy of the network discarding redundant information. However, data aggregation urges for security and privacy hence we present a game theory-based trust management method and key distribution method for secure data aggregation. Finally, AES encryption-based scheme is presented to secure the data while communicating between two or multiple hops. The innovation proposed will reduce processing time, consumes less energy and reduces overall network delay which is helpful to improve the network lifetime. The system consist of following Components common node, aggregation node or cluster head, attacker node and sink node or base station. Base station has huge storage capacity and energy to process the different types of data. Cluster head is a non-leaf node that collects the data from other sensor nodes. Common node is the basic component of any sensor network which performs data collection and transmits it to the corresponding cluster head for further processing. Attacker node is a malicious node which is responsible for sending the faulty data to other nodes leading towards degrading the networking performance and reliability.

No. of Pages : 15 No. of Claims : 7

(12) PATENT APPLICATION PUBLICATION

(21) Application No.202141006094 A

(19) INDIA

(22) Date of filing of Application :12/02/2021

(43) Publication Date : 19/02/2021

(54) Title of the invention : AR ASSISTANCE FOR INSTRUMENT OPERATION AND CALIBRATION

(51) International classification	:H04L0012580000, G10L0015220000, A61B0090920000, G06K0009000000, G02B0027010000	(71) Name of Applicant : 1)RMD Engineering College Address of Applicant :RMD Engineering College, RSM Nagar, GummidipoondiTaluk, Kavaraipeetai, Tiruvallur, Tamil Nadu - 601 206, India Tamil Nadu India
(31) Priority Document No	:NA	(72) Name of Inventor :
(32) Priority Date	:NA	1)Dr.A.Chilambuchelvan
(33) Name of priority country	:NA	2)G.Karthika
(86) International Application No	:NA	3)A.Sowmiya
Filing Date	:NA	4)T.Dineshkumar
(87) International Publication No	: NA	5)R.Avinash
(61) Patent of Addition to Application Number	:NA	6)J. Arthi
Filing Date	:NA	7)Madhu Smita Nayak
(62) Divisional to Application Number	:NA	8)M.Geetha
Filing Date	:NA	

(57) Abstract :

AR Assistance for Instrument Operation and Calibration is proposed in the present invention is to design a virtual assistant to correct any errors in the instrument and to aid novice users to operate complex instruments in various fields such that errors and accidents can be suppressed greatly. The present invention uses Augmented Reality (AR) guides to simplify the working and calibration of the instrument. It is also powered with a chatbot that can clear queries with visual elements like pictures and videos. (Refer Fig. 1)

No. of Pages : 15 No. of Claims : 5

(54) Title of the invention : ANALYSIS AND IMPLEMENTATION FOR FOUR AXIS DOBOT WITH 3D OPERATION BASED ON ARTIFICIAL INTELLIGENCE

<p>(51) International classification</p> <p>(31) Priority Document No</p> <p>(32) Priority Date</p> <p>(33) Name of priority country</p> <p>(86) International Application No Filing Date</p> <p>(87) International Publication No</p> <p>(61) Patent of Addition to Application Number Filing Date</p> <p>(62) Divisional to Application Number Filing Date</p>	<p>:G05D0001020000, G05D0001000000, B25J0009160000, B25J0013080000, G01N0030640000</p> <p>:NA</p> <p>:NA</p> <p>:NA</p> <p>:NA</p> <p>:NA</p> <p>: NA</p> <p>:NA</p> <p>:NA</p> <p>:NA</p> <p>:NA</p> <p>:NA</p>	<p>(71)Name of Applicant :</p> <p>1)Dr.S.Radha Rammohan Address of Applicant :Dr.M.G.R Educational and Research Institute. Periyar E.V.R. High Road, Maduravoyal Chennai Tamilnadu India 600095 Tamil Nadu India</p> <p>2)V.R Niveditha 3)S.Leena Nesamani 4)Dr.K.Hema Shankari 5)P.Shanmuga Prabha 6)Amandeep Singh K 7)C.Krishnan</p> <p>(72)Name of Inventor :</p> <p>1)Dr.S.Radha Rammohan 2)V.R Niveditha 3)S.Leena Nesamani 4)Dr.K.Hema Shankari 5)P.Shanmuga Prabha 6)Amandeep Singh K 7)C.Krishnan</p>
--	--	--

(57) Abstract :

Proportional Integral Differential (PID) feedback systems are known for their robustness, accuracy and stability. These systems are used in a wide variety of applications. In this invention, we explore the possibility of using a PID architecture in robotic 3D navigation systems. The system developed can be implemented for robotic applications that require high precision of movements along the three dimensions. The precision of movements may be required with reference to the user controls provided, for example in unmanned or autonomous driving systems, which in turn require Artificial Intelligence methodologies to give the outputs such that it attains precision. An experimental 3D precision robot is developed, in which the PID algorithm is implemented. The results of experiments conducted, confirm the effectiveness of PID controller in achieving the high precision of robotic movements in three dimensions.

No. of Pages : 10 No. of Claims : 5

(12) PATENT APPLICATION PUBLICATION

(21) Application No.202141006112 A

(19) INDIA

(22) Date of filing of Application :12/02/2021

(43) Publication Date : 19/02/2021

(54) Title of the invention : SOLAR POWERED AND IOT ENABLED RECONNAISSANCE WARFARE ROBOT

(51) International classification	:H02J0007350000, H04N0007180000, G01D0021020000, B25J0005000000, H04L0029080000	(71)Name of Applicant : 1)Dr. Ch. Santhan Kumar Address of Applicant :Associate professor, Department of EEE, Lords Institute of Engineering and Technology, Hyderabad, Telangana Telangana India 2)Dr. B. Praveen Kumar 3)Mr B Bala Sai Babu 4)Mr S Mallikarjun 5)Mr T Santhosh Kumar 6)Ms G Swetha 7)Mr V Karthik
(31) Priority Document No	:NA	(72)Name of Inventor : 1)Dr. Ch. Santhan Kumar 2)Dr. B. Praveen Kumar 3)Mr B Bala Sai Babu 4)Mr S Mallikarjun 5)Mr T Santhosh Kumar 6)Ms G Swetha 7)Mr V Karthik
(32) Priority Date	:NA	
(33) Name of priority country	:NA	
(86) International Application No	:NA	
Filing Date	:NA	
(87) International Publication No	: NA	
(61) Patent of Addition to Application Number	:NA	
Filing Date	:NA	
(62) Divisional to Application Number	:NA	
Filing Date	:NA	

(57) Abstract :

Title: SOLAR POWERED AND IoT ENABLED RECONNAISSANCE WARFARE ROBOT This invention relates to surveillance over a person, group etc. The surveillance is mainly required in the areas such as border areas, public places, offices and in industries. It uses robot which consists of advanced small single computer Raspberry Pi which acts as the heart piece of the robot. This robot also consists of DC motors, wheel chassis, battery, Wi-Fi smart camera and various types of sensors such as ultrasonic sensor for obstacle detection, temperature / humidity sensor & metal sensor for detecting metals. User end communicates with the robot by implementing the concept of Internet of Things (IoT). This robot uses solar panel as renewable resource of power supply. As the solar panel is not able to provide continues power to robot, a rechargeable battery is used to provide consistent power to vehicle which is connected solar panel through a charge controller. Figure.1

No. of Pages : 14 No. of Claims : 2

(12) PATENT APPLICATION PUBLICATION

(21) Application No.202141006165 A

(19) INDIA

(22) Date of filing of Application :13/02/2021

(43) Publication Date : 19/02/2021

(54) Title of the invention : A SYSTEM AND METHOD FOR ERADICATING THE ACCIDENTS AT STEEP CURVED PATHS

(51) International classification	:H02J0009060000, F21Y0115100000, G08G0001000000, F21V0023020000, F21S0009030000	(71)Name of Applicant : 1)Mr. Surendhar Andugula Address of Applicant :An Alumni of Vardhaman College of Engineering, Shamshabad, Hyderabad , INDIA Telangana India 2)Dr. G Sreenivasulu 3)Dr. S Venu Gopal 4)Mr Venkata Sairam Sampath Yelchuri 5)Ms. Sukanya Ledalla 6)Ms Bhavani Ratakonda 7)Dr. K. Swaraja 8)Dr. K. Reddy Madhavi
(31) Priority Document No	:NA	(72)Name of Inventor : 1)Mr. Surendhar Andugula 2)Dr. G Sreenivasulu 3)Dr. S Venu Gopal 4)Mr Venkata Sairam Sampath Yelchuri 5)Ms. Sukanya Ledalla 6)Ms Bhavani Ratakonda 7)Dr. K. Swaraja 8)Dr. K. Reddy Madhavi
(32) Priority Date	:NA	
(33) Name of priority country	:NA	
(86) International Application No	:NA	
Filing Date	:NA	
(87) International Publication No	: NA	
(61) Patent of Addition to Application Number	:NA	
Filing Date	:NA	
(62) Divisional to Application Number	:NA	
Filing Date	:NA	

(57) Abstract :

The present invention relates to a system (100) and method (300) to eradicate the accidents at steep curved paths (110). The system consists of a first sensor (210) and a second sensor (220). The first sensor (210) identifies the vehicle (310) and provides a signal to the microcontroller (230) which allows the LED light array (240) to glow. If the same vehicle (310) leaves the second sensor (220), the program of the microcontroller (230) allows the LED light array (240) to turn off the light. If the same vehicle (310) didnTM pass the second sensor (220), the microcontroller activates the GPS unit (250) to trace the location of the vehicle. The GPS unit (250) alerts the control room about the abnormality and in this condition, the LED lights (240) remains in glowing condition. The entire system (100) is powered by a solar UPS unit (270) for uninterrupted power supply.

No. of Pages : 26 No. of Claims : 7

(54) Title of the invention : A SYSTEM FOR RESIDENTIAL HOSPITALIZATION THROUGH INTEGRATED INTERNET OF THINGS, FOG AND CLOUD COMPUTING PLATFORMS

<p>(51) International classification</p> <p>(31) Priority Document No</p> <p>(32) Priority Date</p> <p>(33) Name of priority country</p> <p>(86) International Application No Filing Date</p> <p>(87) International Publication No</p> <p>(61) Patent of Addition to Application Number Filing Date</p> <p>(62) Divisional to Application Number Filing Date</p>	<p>:H04L0029080000, G16H0050300000, A61B0005110000, G16H0010600000, G16H0020700000</p> <p>:NA</p> <p>:NA</p> <p>:NA</p> <p>:NA</p> <p>:NA</p> <p>: NA</p> <p>:NA</p> <p>:NA</p> <p>:NA</p> <p>:NA</p> <p>:NA</p>	<p>(71)Name of Applicant :</p> <p>1)Dr. K. Vanitha Address of Applicant :D/o. T. Krishnan, Assistant Professor, Computer Science and Engineering, Madanapalle Institute of Technology & Science, Post Box No:14,Kadiri Road, Angallu(V), Madanapalle, Chittoor District - 517325, Andhra Pradesh, India. Andhra Pradesh India</p> <p>2)Dr. M. Mohamed Musthafa</p> <p>3)Dr. R. Nithiavathy</p> <p>4)Dr. T. Maragatham</p> <p>5)Dr. V. Sivakumar</p> <p>6)K. Anitha</p> <p>(72)Name of Inventor :</p> <p>1)Dr. K. Vanitha</p> <p>2)Dr. M. Mohamed Musthafa</p> <p>3)Dr. R. Nithiavathy</p> <p>4)Dr. T. Maragatham</p> <p>5)Dr. V. Sivakumar</p> <p>6)K. Anitha</p>
--	--	---

(57) Abstract :

The present invention relates to a home hospitalization system based on the Internet of Things (IoT), Fog computing, and Cloud computing, which are among the most important technologies that have contributed to the development of the healthcare sector in a significant way. These systems allow patients to recover and receive treatment in their homes and among their families, where patient health and the hospitalization room environmental state are monitored, to enable doctors to follow the hospitalization process and make recommendations to patients and their supervisors, through monitoring units and mobile applications developed for this purpose. This system enables patients to recover and receive treatment in their homes and between their families, and avoids them the risk of infection with the new coronavirus, especially for elderly people who often suffer from chronic diseases and weak immunity, and find it difficult to move to hospitals.

No. of Pages : 22 No. of Claims : 8

(54) Title of the invention : ARTIFICIAL NEURAL NETWORK BASED UNDERSTANDING SKILLS TO HUMANOID ROBOTS FOR OBSERVATIONS OF HUMAN ACTIONS

<p>(51) International classification</p> <p>(31) Priority Document No</p> <p>(32) Priority Date</p> <p>(33) Name of priority country</p> <p>(86) International Application No Filing Date</p> <p>(87) International Publication No</p> <p>(61) Patent of Addition to Application Number Filing Date</p> <p>(62) Divisional to Application Number Filing Date</p>	<p>:G09B0019000000, G06N0020000000, G06F0040300000, G06N0003000000, G06F0040289000</p> <p>:NA</p> <p>:NA</p> <p>:NA</p> <p>:NA</p> <p>:NA</p> <p>:NA</p> <p>:NA</p> <p>:NA</p> <p>:NA</p> <p>:NA</p>	<p>(71)Name of Applicant :</p> <p>1)Dr.K. RAVIKUMAR Address of Applicant :Associate Professor, Builders Engineering College Nathakadiyur, Kangayam,Tirupur-638108. Email : mkravikkumar@gmail.com Mobile No : 9965522010 Tamil Nadu India</p> <p>2)Mr.S.GOBINATH</p> <p>3)Ms.V. AMMU</p> <p>4)Mr.M. ARULPRABHU</p> <p>5)Mr. RAHUL BHAURAO DIWATE</p> <p>6)Dr. MADHUSHI VERMA</p> <p>7)Dr. SUNIL KUMAR JANGIR</p> <p>8)Ms. ASHWINI ASHOK PANDAGALE</p> <p>9)Mr. CHETAN NIMBA AHER</p> <p>10)Ms. AMRAPALI SHIVAJIRAO CHAVAN</p> <p>11)Mrs.DEEPALI JAYANT JOSHI</p> <p>12)Mr. MAHENDRA PRABHAKAR DEORE</p> <p>(72)Name of Inventor :</p> <p>1)Dr.K. RAVIKUMAR</p> <p>2)Mr.S.GOBINATH</p> <p>3)Ms.V. AMMU</p> <p>4)Mr.M. ARULPRABHU</p> <p>5)Mr. RAHUL BHAURAO DIWATE</p> <p>6)Dr. MADHUSHI VERMA</p> <p>7)Dr. SUNIL KUMAR JANGIR</p> <p>8)Ms. ASHWINI ASHOK PANDAGALE</p> <p>9)Mr. CHETAN NIMBA AHER</p> <p>10)Ms. AMRAPALI SHIVAJIRAO CHAVAN</p> <p>11)Mrs.DEEPALI JAYANT JOSHI</p> <p>12)Mr. MAHENDRA PRABHAKAR DEORE</p>
--	--	--

(57) Abstract :

The design of intelligent computers • has been a goal of the discipline of Artificial Intelligence (AI) since the arrival of digital computers. This invention brings a new framework that concludes human actions from observations using semantic representations. This framework could be exploited to discourse the tough and exciting problem of transferring tasks and skills to humanoid robots. This framework made to permit robots to acquire and govern a higher-level understanding of a demonstrator™s behaviour via semantic representations. This invention also presented quantitative and qualitative manner which demonstrate that without any further training, our system can deal with time restrictions, diverse execution styles of the same task by numerous participants, and diverse labelling strategies.

No. of Pages : 11 No. of Claims : 3

(12) PATENT APPLICATION PUBLICATION

(21) Application No.202141006199 A

(19) INDIA

(22) Date of filing of Application :14/02/2021

(43) Publication Date : 19/02/2021

(54) Title of the invention : WILD ANIMAL-TRAIN COLLISION PREVENTION SYSTEM

(51) International classification	:H04N0007180000, G08B0013196000, A01M0029100000, A01M0029160000, B61L0027000000	(71)Name of Applicant : 1)AJAY BHARDWAJ Address of Applicant :Computer Science Engineering, Guru Tech Bahadur Institute of Technology, Delhi, India Delhi India 2)KISHORE AJAY KUMAR AYYALA 3)INDU BHARDWAJ 4)K. PRABU 5)V. SHYAMALA SUSAN 6)RAJESH KUMAR MAURYA 7)S. SUGUMARAN 8)ANAND KUMAR DOHARE
(31) Priority Document No	:NA	(72)Name of Inventor : 1)K. PRABU 2)KISHORE AJAY KUMAR AYYALA 3)INDU BHARDWAJ 4)AJAY BHARDWAJ 5)V. SHYAMALA SUSAN 6)RAJESH KUMAR MAURYA 7)S. SUGUMARAN 8)ANAND KUMAR DOHARE
(32) Priority Date	:NA	
(33) Name of priority country	:NA	
(86) International Application No	:NA	
Filing Date	:NA	
(87) International Publication No	: NA	
(61) Patent of Addition to Application Number	:NA	
Filing Date	:NA	
(62) Divisional to Application Number	:NA	
Filing Date	:NA	

(57) Abstract :

ABSTRACT The present invention relates to a rapid response safety system for vehicles, wherein the system responds to sudden change in the vehicles™ path such as the detection of intruder or a wild animal and further respond to the situation by sounding an alarm or flashing lights to authorized persons while tracking the intruder or a wild animal presence on the path by continuous video monitoring. In particular the present invention provides for a system to prevent train accident involving wild animals on the railway track, thus saving them while still protecting the infrastructure and timing schedule at the railways.

No. of Pages : 12 No. of Claims : 8

(12) PATENT APPLICATION PUBLICATION

(21) Application No.202141006200 A

(19) INDIA

(22) Date of filing of Application :14/02/2021

(43) Publication Date : 19/02/2021

(54) Title of the invention : SUB-BARIC STORAGE SYSTEM

(51) International classification :G01N0033020000,
A23L0003346300,
F25D0029000000,
F25D0017040000,
A23L0003340900

(31) Priority Document No :NA
(32) Priority Date :NA
(33) Name of priority country :NA
(86) International Application No :NA
Filing Date :NA
(87) International Publication No : NA
(61) Patent of Addition to Application
Number :NA
Filing Date :NA
(62) Divisional to Application Number :NA
Filing Date :NA

(71)Name of Applicant :
**1)Indian Council of Agricultural Research, Krishi
Anusandhan Bhavan-II, Pusa, New Delhi**
Address of Applicant :National Director, NAHEP, Indian
Council of Agricultural Research, Krishi Anusandhana Bhavan-II,
Pusa, New Delhi Delhi India
2)University of Agricultural Sciences, GKVK, Bangalore

(72)Name of Inventor :
**1)Dr. S. RAJENDRA PRASAD
2)Dr. RAMACHANDRA C T
3)Dr. H. G. ASHOKA
4)Dr. SHIVANNA B
5)Dr. G. MAHESH KUMAR
6)Mr. BABU RAM RAY**

(57) Abstract :

Abstract: The present invention relates to the development of system or instrument or apparatus or device or equipment for sub-baric storage. More particularly, the invention relates to the development of sub-baric storage system with vacuum storage technology for storage and preservation of food grains, vegetables, fruits and meat etc., in domestic and industrial scale. It specifically relates to the development of sub-baric storage bin for storage and preservation of food grains, vegetables, fruits and meat etc., in domestic and industrial scale. The invention also pertains to the fabrication method for development of sub-baric storage system for storage and preservation of food grains, vegetables, fruits and meat etc., in domestic and industrial scale. It further, relates to practicing the use of sub-baric storage system for storage and preservation of food grains, vegetables, fruits and meat etc., in domestic and industrial scale.

No. of Pages : 35 No. of Claims : 14

(12) PATENT APPLICATION PUBLICATION

(21) Application No.202141006201 A

(19) INDIA

(22) Date of filing of Application :14/02/2021

(43) Publication Date : 19/02/2021

(54) Title of the invention : UTILISATION OF PRETREATED RICE HUSK FOR THE SUSTAINABLE GRAPHENE OXIDE FOR ADSORPTIVE REMOVAL OF CHROMIUM FROM WATER

(51) International classification :C02F0001280000,
B01J0020320000,
B01J0020280000,
C04B0024260000,
C08F0220100000

(31) Priority Document No :NA
(32) Priority Date :NA
(33) Name of priority country :NA
(86) International Application No :NA
Filing Date :NA
(87) International Publication No : NA
(61) Patent of Addition to Application Number :NA
Filing Date :NA
(62) Divisional to Application Number :NA
Filing Date :NA

(71)Name of Applicant :
1)Madhavi Vemula
Address of Applicant :BVRIT Hyderabad College of
Engineering for Women, Hyderabad, Telangana 500090.
Telangana India
2)Prabhakar.G

(72)Name of Inventor :
1)Madhavi Vemula
2)Prabhakar.G

(57) Abstract :

Rice husk on acid and alkali pretreatment liberates bound phenolic groups endowed with reducing property. Thus, pretreated rice husk, an agricultural waste containing phytoextracts is used to synthesize reduced Graphene oxide to prevent agglomeration. AARH-GO was synthesized using Probe sonicator and its application for the removal of Cr(VI) in aqueous solution is reported. The adsorption mechanism by Minitab software predicted that sorption efficiency of Cr(VI) as high as 943.3962 mg/g at pH 4. The nanosorbent is able to regenerate by desorbing Cr(VI) using 0.1 M HCl solution and the uptake of Cr(VI) is remarkably 85% even after five cycles.

No. of Pages : 22 No. of Claims : 5

(12) PATENT APPLICATION PUBLICATION

(21) Application No.202141006213 A

(19) INDIA

(22) Date of filing of Application :15/02/2021

(43) Publication Date : 19/02/2021

(54) Title of the invention : SIDE SUPPORTING WHEELS FOR TWO WHEELERS

<p>(51) International classification</p> <p>(31) Priority Document No</p> <p>(32) Priority Date</p> <p>(33) Name of priority country</p> <p>(86) International Application No Filing Date</p> <p>(87) International Publication No</p> <p>(61) Patent of Addition to Application Number Filing Date</p> <p>(62) Divisional to Application Number Filing Date</p>	<p>:E04H0006300000, G01C0021340000, B60K0015030000, B62D0061020000, B60B0027020000</p> <p>:NA</p> <p>:NA</p> <p>:NA</p> <p>:NA</p> <p>:NA</p> <p>:NA</p> <p>:NA</p> <p>:NA</p> <p>:NA</p> <p>:NA</p>	<p>(71)Name of Applicant :</p> <p>1)Dr. CHIRRA KESAVA REDDY Address of Applicant :PROFESSOR & PRINCIPAL, DEPARTMENT OF MECHANICAL ENGINEERING, NEWTON'S INSTITUTE OF SCIENCE AND TECHNOLOGY, MACHERLA, GUNTUR, AP - 522426, INDIA. Andhra Pradesh India</p> <p>2)Mr.E.MURALI 3)Dr. A. RAJALINGAM 4)Mr. KOPPULA PRAWAN 5)Dr. M. RAMKUMAR PRABHU 6)Dr.JBV SUBRAHMANYAM 7)Dr. B SRINIVASULU 8)Dr.POKKUNURI PARDHA SARADHI 9)Dr.RAGHAVA YATHIRAJU 10)Dr. T. RAGHAVENDRA VISHNU</p> <p>(72)Name of Inventor :</p> <p>1)Dr. CHIRRA KESAVA REDDY 2)Mr.E.MURALI 3)Dr. A. RAJALINGAM 4)Mr. KOPPULA PRAWAN 5)Dr. M. RAMKUMAR PRABHU 6)Dr.JBV SUBRAHMANYAM 7)Dr. B SRINIVASULU 8)Dr.POKKUNURI PARDHA SARADHI 9)Dr.RAGHAVA YATHIRAJU 10)Dr. T. RAGHAVENDRA VISHNU</p>
--	--	---

(57) Abstract :

The side supporting wheels for two-wheelers is the proposed invention which is implemented by fitting extra side wheels to support vehicles when the regular tires are punctured pressure of the tire is decrease or the fuel tank dries out of fuel. The present invention supports the movement of the vehicle by using the side supporting wheels so that the driver can reach the destination without tension fear. Especially this feature will support women who can^{TMt} push vehicles for long distances if the tire is punctured or the fuel tank is emptied. Thus, the side support wheels are ejected in cases of emergency and the driver can smoothly drive up to the safe zone or mechanic shop.

No. of Pages : 12 No. of Claims : 5

(12) PATENT APPLICATION PUBLICATION

(21) Application No.202141006236 A

(19) INDIA

(22) Date of filing of Application :15/02/2021

(43) Publication Date : 19/02/2021

(54) Title of the invention : AN INTELLIGENT JEWEL DISPLAY SYSTEM USING LASER PEN INTEGRATED WITH DISPLAY UNIT

<p>(51) International classification :G02B0027200000, F16M0013020000, A47F0007000000, G06K0019060000, G06K0007100000</p> <p>(31) Priority Document No :NA</p> <p>(32) Priority Date :NA</p> <p>(33) Name of priority country :NA</p> <p>(86) International Application No :NA</p> <p>Filing Date :NA</p> <p>(87) International Publication No : NA</p> <p>(61) Patent of Addition to Application Number :NA</p> <p>Filing Date :NA</p> <p>(62) Divisional to Application Number :NA</p> <p>Filing Date :NA</p>	<p>(71)Name of Applicant :</p> <p>1)Dr. A. NARASIMA VENKATESH Address of Applicant :Associate Professor, Department of Human Resource Management, R V Institute of Management, Bangalore - 560 041, Karnataka, India. Ph :91104 64380 E-Mail:dr.a.narasimavenkatesh@gmail.com Karnataka India</p> <p>2)Dr. G. MAHENDRAN</p> <p>3)Dr. S. MURUGESWARI</p> <p>4)Dr. B. MUTHU KUMAR</p> <p>5)T. ARUN PRASATH</p> <p>6)Er. S. JOHN PIMO</p> <p>7)SOUMALYA GHOSH</p> <p>8)ANUPAM LAKHANPAL</p> <p>9)Dr. P. GANESHAN</p> <p>10)Dr. M. RAMARAO</p> <p>11)N. NAGARAJAN</p> <p>(72)Name of Inventor :</p> <p>1)Dr. A. NARASIMA VENKATESH</p> <p>2)Dr. G. MAHENDRAN</p> <p>3)Dr. S. MURUGESWARI</p> <p>4)Dr. B. MUTHU KUMAR</p> <p>5)T. ARUN PRASATH</p> <p>6)Er. S. JOHN PIMO</p> <p>7)SOUMALYA GHOSH</p> <p>8)ANUPAM LAKHANPAL</p> <p>9)Dr. P. GANESHAN</p> <p>10)Dr. M. RAMARAO</p> <p>11)N. NAGARAJAN</p>
--	--

(57) Abstract :

ABSTRACT OF THE INVENTION An intelligent jewel display system which includes a wall rack fitted with an array of jewel mounting stands and corresponding barcodes displayed under each mounting stand. The barcode should be read using a laser pointer. The customer will be provided with a laser pointer with which he/she can point the bar code concerned of the desired jewel. The laser pointer is interfaced to a display device and it has the ability to sense the barcode to extract the information which stored in the bar code. The HD image of the jewel with minute details will be displayed in a HD display equipment. The image will be three dimensional and can be rotated to 360° in the display equipment available with the jeweler. Apart the information on the jewels such as price, weight, design and etc., are also given in the display unit and it is highly a satisfaction factor for the customers.

No. of Pages : 11 No. of Claims : 4

(12) PATENT APPLICATION PUBLICATION

(21) Application No.202141006246 A

(19) INDIA

(22) Date of filing of Application :15/02/2021

(43) Publication Date : 19/02/2021

(54) Title of the invention : ARTIFICIAL INTELLIGENCE BASED GENERIC ARCHITECTURE INCORPORATING LANGUAGE LEARNING FOR IMPROVED

(51) International classification	:H04L0012580000, G09B0019000000, G06F0016954000, G06F0016245200, G09B0007020000	(71)Name of Applicant : 1) Mr. Y. DAVID SOLOMON Address of Applicant : ASSOCIATE PROFESSOR, DEPARTMENT OF ELECTRONICS AND COMMUNICATION ENGINEERING, HOLLY MARY INSTITUTE OF TECHNOLOGY & SCIENCE, BOGARAM VILLAGE, KEESARA MANDAL, MEDCHAL DT, HYDERABAD, TELANGANA, INDIA, 501301 Telangana India 2)Mrs. SHILPA 3)Dr. SAHIL VERMA 4)Dr. KAVITA 5)Mrs. K SHYAMALA 6)Ms.GARIMA PANDEY 7)Ms.SUMAN DEVI 8)Dr. NITIN MISHRA 9)Mrs. Ch SUMALATHA 10)Mr. RAMESHWAR SANTOSH DEVHADE
(31) Priority Document No	:NA	(72)Name of Inventor : 1) Mr. Y. DAVID SOLOMON 2)Mrs. SHILPA 3)Dr. SAHIL VERMA 4)Dr. KAVITA 5)Mrs. K SHYAMALA 6)Ms.GARIMA PANDEY 7)Ms.SUMAN DEVI 8)Dr. NITIN MISHRA 9)Mrs. Ch SUMALATHA 10)Mr. RAMESHWAR SANTOSH DEVHADE
(32) Priority Date	:NA	
(33) Name of priority country	:NA	
(86) International Application No	:NA	
Filing Date	:NA	
(87) International Publication No	: NA	
(61) Patent of Addition to Application	:NA	
Number	:NA	
Filing Date	:NA	
(62) Divisional to Application Number	:NA	
Filing Date	:NA	

(57) Abstract :

^r-it IVivnviLi ujriiu niu i vn 1111 ix_r v Lft/ 1 »i u » i>i\ IU_J 1 IULJVU_I This work provides a new method for knowledge and retrieval, mainly targeting question and answer systems. This often occurs when systems or algorithms are trained to answer questions correctly in a particular curriculum based on the study of real-world natural language processing problems. The same steps, new words, or exercises must be done to handle the new domain query. Current systems such as natural language personal assistants, chatbots, and query analyzers are particularly useful testing tools for this job. The problem with training systems for answering questions correctly on a domain is that if the query domain changes, more time must be allocated to computers under the new domain rules. This work provides a general method for improving the current range in this field without reviewing the mechanisms that are compatible with the new regulations. An information system [IS] method was followed for the task.

No. of Pages : 19 No. of Claims : 4

(54) Title of the invention : FAULT DETECTION USING ARTIFICIAL INTELLIGENCE IN A TELECOMMUNICATION NETWORK

<p>(51) International classification</p> <p>(31) Priority Document No</p> <p>(32) Priority Date</p> <p>(33) Name of priority country</p> <p>(86) International Application No Filing Date</p> <p>(87) International Publication No</p> <p>(61) Patent of Addition to Application Number Filing Date</p> <p>(62) Divisional to Application Number Filing Date</p>	<p>:G06N0005040000, G06N0005020000, H04L0012240000, G06F0008200000, G06F0011220000</p> <p>:NA</p> <p>:NA</p> <p>:NA</p> <p>:NA</p> <p>:NA</p> <p>:NA</p> <p>:NA</p> <p>:NA</p> <p>:NA</p> <p>:NA</p>	<p>(71)Name of Applicant :</p> <p>1)Dr. KUNCHAM SREENIVASA RAO Address of Applicant : ASSOCIATE PROFESSOR, DEPARTMENT OF COMPUTER SCIENCE AND ENGINEERING, VIGNANA BHARATHI INSTITUTE OF TECHNOLOGY, HYDERABAD (VBIT, HYDERABAD), AUSHAPUR (V), GHATKESAR (M), R.R. DIST, HYDERABAD, TELANGANA, INDIA - 501301. Telangana India</p> <p>2)Dr. B. DEEVENA RAJU</p> <p>3)Mr. S. MOHAN BABU CHOWDARY</p> <p>4)Mrs. VASAVI. BANDE</p> <p>5)Mr. MATTI.KIRAN SASTRY</p> <p>(72)Name of Inventor :</p> <p>1) Dr. KUNCHAM SREENIVASA RAO</p> <p>2)Dr. B. DEEVENA RAJU</p> <p>3)Mr. S. MOHAN BABU CHOWDARY</p> <p>4)Mrs. VASAVI. BANDE</p> <p>5)Mr. MATTI.KIRAN SASTRY</p>
--	--	--

(57) Abstract :

To make a self-diagnosis of telecommunication networks, it is necessary to understand what is being misrepresented in these networks. This understanding makes it possible to acquire relevant knowledge to automatically solve the problem of reverse misinterpretation. Two main types of methods can be used to understand and predict the approximate cause of the observed alarms or spread the error approximately. Expert systems make laws or rules that best describe this event Artificial intelligence methods assume that an event can be understood if it can be recreated through modeling. In this study, it is a large probability modeling method that facilitates fault transfer modeling on large-scale telecommunications networks. The development of a method for diagnosing a telecommunications network based on a model of this network is carried by applying a reasoning algorithm on the generic reconfigurable model in three layers for the automatic diagnosis of telecommunications networks. This model incorporates dynamic reconfiguration capabilities in order to automatically follow or adapt any changes to the topology and behavior of the network, also known as fault propagation in the context of network diagnostics.

No. of Pages : 17 No. of Claims : 3

(12) PATENT APPLICATION PUBLICATION

(21) Application No.202141006253 A

(19) INDIA

(22) Date of filing of Application :15/02/2021

(43) Publication Date : 19/02/2021

(54) Title of the invention : DESIGN OF PERSONALIZED VIRTUAL HOME TO TEACH FIRE SAFETY SKILLS FOR AUTISM SPECTRUM DISORDER

(51) International classification	:G09B0019000000, A61B0005160000, A61P0025000000, A61M0021020000, A61M0021000000	(71) Name of Applicant : 1)NITHYA SHREE T Address of Applicant :SRI RAMAKRISHNA ENGINEERING COLLEGE, NGGO COLONY POST, VATTAMALAIPALAYM, COIMBATORE, TAMIL NADU, INDIA -641022. Tamil Nadu India
(31) Priority Document No	:NA	(72) Name of Inventor :
(32) Priority Date	:NA	1) NITHYA SHREE T
(33) Name of priority country	:NA	
(86) International Application No	:NA	
Filing Date	:NA	
(87) International Publication No	: NA	
(61) Patent of Addition to Application Number	:NA	
Filing Date	:NA	
(62) Divisional to Application Number	:NA	
Filing Date	:NA	

(57) Abstract :

Virtual Reality is nowadays embraced as a pivotal therapy tool to help children with Autism Spectrum Disorder (ASD) to develop and make them learn better communication and to build their social and safety skills. Children with Autism Spectrum Disorder (ASD) exhibit abnormal development and impairments related to brain maturing that causes deformities in social communication, cognitive skills, sensory and emotional balancing. This utility model contributes through virtual reality technology to children affected with ASD to improve their safety awareness on fire and to make them exit their residence living room area by identifying the room is about to cause a fire accident. As short durational sessions and unembellished visuals are admonished in VR for such chaos, in this the work is attempted to create a model environment in Unity Engine, that could create awareness towards the improvisation of safety on fire by completing the tasks given through stages and to monitor them to analyze their task performances and make the participants to actively immerse into virtual experiences. Following training, the main objective is to anticipate that the users are able to initiate exiting behaviors while they spot a flame inside the room.

No. of Pages : 10 No. of Claims : 6

(12) PATENT APPLICATION PUBLICATION

(21) Application No.202141006283 A

(19) INDIA

(22) Date of filing of Application :15/02/2021

(43) Publication Date : 19/02/2021

(54) Title of the invention : A COMMON FIXED POINT THEOREM FOR COMPATIBLE MAPPINGS OF TYPE (C)

<p>(51) International classification :H04W0072040000, H04N0019900000, G01N0033240000, H04L0001060000, G01N0030060000</p> <p>(31) Priority Document No :NA (32) Priority Date :NA (33) Name of priority country :NA (86) International Application No :NA Filing Date :NA (87) International Publication No : NA (61) Patent of Addition to Application Number :NA Filing Date :NA (62) Divisional to Application Number :NA Filing Date :NA</p>	<p>(71)Name of Applicant :</p> <p>1)Dr. Swathi Mathur, Associate Professor/Department of H&S, Methodist College of Engineering & Technology. Address of Applicant :Methodist College of Engineering & Technology, Abids, Hyderabad, Telangana-500001 Telangana India</p> <p>2)P.Srikanth Rao, Prof. /Department of BS&H, B V Raju Institute of Technology</p> <p>3)Machunoori Narsimulu, Assistant Professor / Department of H&S, Vishnu Institute of Pharmaceutical Education & Research</p> <p>4)Yelala Srinivas , Assistant Professor/ Department of H&S, Sri Indu College of Engineering & Technology (Autonomous)</p> <p>5)Rekha Rani Maddula, Associate Professor /Department of H&S, Sri Indu College of Engineering & Technology (Autonomous)</p> <p>6)Vuduthaneni Anuradha, Assistant Professor/ Department of H&S, Sri Indu College of Engineering & Technology (Autonomous)</p> <p>(72)Name of Inventor :</p> <p>1)Dr. Swathi Mathur, Associate Professor/Department of H&S, Methodist College of Engineering & Technology.</p> <p>2)P.Srikanth Rao, Prof. /Department of BS&H, B V Raju Institute of Technology</p> <p>3)Machunoori Narsimulu, Assistant Professor / Department of H&S, Vishnu Institute of Pharmaceutical Education & Research</p> <p>4)Yelala Srinivas , Assistant Professor/ Department of H&S, Sri Indu College of Engineering & Technology (Autonomous)</p> <p>5)Rekha Rani Maddula, Associate Professor /Department of H&S, Sri Indu College of Engineering & Technology (Autonomous)</p> <p>6)Vuduthaneni Anuradha, Assistant Professor/ Department of H&S, Sri Indu College of Engineering & Technology (Autonomous)</p>
---	--

(57) Abstract :

Abstract The study of common fixed point of mappings satisfying contractive type conditions has been a very active field of research activity during the last two decades. The three types of contractive conditions (Banach, Meir keeler and contractive gauge function/f contractive condition) hold simultaneously or independent of each other and as a result of this study they have proved a fixed point theorem using Lipschitz type contractive condition and gauge function.

No. of Pages : 19 No. of Claims : 3

(12) PATENT APPLICATION PUBLICATION

(21) Application No.202141006321 A

(19) INDIA

(22) Date of filing of Application :15/02/2021

(43) Publication Date : 19/02/2021

(54) Title of the invention : PERSONAL ASSISTANT SYSTEM AND WEARABLE GADGET FOR ELDERLY PEOPLE AND ALZHEIMER PATIENTS

(51) International classification	:A61B0005000000, A61B0005110000, H04L0029080000, G08B0021040000, A61B0005024000	(71)Name of Applicant : 1)Dr.D.Prabha Address of Applicant :Professor, Department of Computer Science and Engineering, Sri Krishna College of Engineering and Technology, Coimbatore Phone: 7373350567 Email ID : prabha@skcet.ac.in Tamil Nadu India 2)Dr.J.Janet 3)Dr.K.Sasi Kala Rani 4)Mr. Shaliq Nigal 5)Ms. Sadhana Sri S A S 6)Ms. Sanmugapriya K 7)Mr. Adithya Menon S 8)Mr. Jeganprakash B 9)Mr. Aswin A R
(31) Priority Document No	:NA	(72)Name of Inventor : 1)Dr.D.Prabha 2)Dr.J.Janet 3)Dr.K.Sasi Kala Rani 4)Mr. Shaliq Nigal 5)Ms. Sadhana Sri S A S 6)Ms. Sanmugapriya K 7)Mr. Adithya Menon S 8)Mr. Jeganprakash B 9)Mr. Aswin A R
(32) Priority Date	:NA	
(33) Name of priority country	:NA	
(86) International Application No	:NA	
Filing Date	:NA	
(87) International Publication No	: NA	
(61) Patent of Addition to Application Number	:NA	
Filing Date	:NA	
(62) Divisional to Application Number	:NA	
Filing Date	:NA	

(57) Abstract :

The personal assistance system developed integrates IoT sensors, hardware components, cloud database server, web application and mobile application. The proposed technology describes a wearable gadget that help Elderly people and Alzheimer affected persons to survive alone and the care taker to monitor them remotely. The system acquires real data from sensors, tracks the userTMs indoor navigation and monitors the health conditions. The data acquired from the sensors are sent to cloud server for further processing. Beacon is fixed in the rooms where the patient navigates inside the home. Initially the beacon displays waiting for data. When the person enters the room, the beacon of that room displays device connected and after a second it displays data received. The wearable gadget is designed in such a way that the Elderly people and Dementia or Alzheimer affected persons can wear in the hip as a belt. In the hardware side, GSM, temperature sensor, heartbeat sensor and accelerometer sensor are used for monitoring position, posture and health condition of the patient. These sensors are integrated with Microcontroller board for data transfer. The smart wearable gadget can track the position and sends the current location as latitude and longitude values. The posture such sitting, standing and rest of the patient is also tracked. Health conditions such as temperature and heart rate data is measured. The position data, posture data and health details that are collected through wearable device are sent to cloud server. Graph is displayed to show the trajectory through which the user has navigated in the specified environment. The web and mobile applications are developed to display the data received from the cloud server. It helps the care tracker to view the current and previous status of Elderly people and Alzheimer patients. Contact number of the care taker is fed to the data base so that the care taker is alerted during the change in the patientTMs condition like fall down or health deviation. Push button is also provided for conveying help message as SMS to the care taker.

No. of Pages : 13 No. of Claims : 3

(12) PATENT APPLICATION PUBLICATION

(21) Application No.202141006348 A

(19) INDIA

(22) Date of filing of Application :15/02/2021

(43) Publication Date : 19/02/2021

(54) Title of the invention : ADVANCED TECHNOLOGY IN SMART CITY, GLOBAL TRANSPORTATIONS AND LOGISTICS USING AI

(51) International classification	:G05D0001020000, G06N0005040000, G05D0001000000, G06Q0050260000, G06N0005020000	(71)Name of Applicant : 1)Dr. K. Rajeshwar Rao Address of Applicant :Professor,CSE department Siddhartha Institute of Engineering and Technology Hyderabad Telangana India 2)Dr.S.P.Gayathri 3)Mrs.S.Sheela 4)Dr.K.Chokkanathan 5)Dr.Siva Shankar Ramasamy 6)Ms.M.Rajeswari
(31) Priority Document No	:NA	(72)Name of Inventor : 1)Dr. K. Rajeshwar Rao 2)Dr.S.P.Gayathri 3)Dr.K.Chokkanathan 4)Dr.Siva Shankar Ramasamy 5)Ms.M.Rajeswari 6)Mrs.S.Sheela
(32) Priority Date	:NA	
(33) Name of priority country	:NA	
(86) International Application No	:NA	
Filing Date	:NA	
(87) International Publication No	: NA	
(61) Patent of Addition to Application	:NA	
Number	:NA	
Filing Date	:NA	
(62) Divisional to Application Number	:NA	
Filing Date	:NA	

(57) Abstract :

Artificial intelligence (AI) is still a strong idea in its infancy that, if used responsibly, can provide a tool for social change that could facilitate sustainable transformations to a more resource-efficient paradigm of living. AI can be used as a tool with its deep learning functions and capabilities that empowers machines to solve problems that could reform urban environments as we have known them for decades now and help build a new era; the smart city" period. Transportation is one of the main fields that AI should redefine. Through employing intelligent transport systems in general and automated transport in particular, the provision of mobility and its effect on urban growth can be greatly improved. Despite its machine-orientation, this new breed of AI-based mobility must be a user-centred technology that understands" and satisfies" human users, markets, and society as a whole. For this transformation to take off, trust should be established, and risks should be removed. A new philosophical concept is provided by this innovation Contribution that thoroughly explores the little-studied nexus between AI, transport and the Smart City and how urban futures will be impacted by this. It encompasses core measures for smart mobility Linked and Autonomous Vehicles (CAVs) and Autonomous Personal and Unmanned Vehicles Aerial Vehicles (PAVs and UAVs) and Mobility-as-a-Service (MaaS), but also steps that could be introduced.

No. of Pages : 19 No. of Claims : 4

(12) PATENT APPLICATION PUBLICATION

(21) Application No.202141006356 A

(19) INDIA

(22) Date of filing of Application :16/02/2021

(43) Publication Date : 19/02/2021

(54) Title of the invention : ROAD MONITORING DEVICE

(51) International classification	:A61B0005080000, G01C0021340000, B60W0040100000, B60W0030020000, B60W0050080000	(71) Name of Applicant : 1)Dr.Kishore M Address of Applicant :Designation: Assistant Professor Department of Electronics and Communication Engineering K S School of Engineering and Management #15/1,Mallasandra, Near Vajarahalli,Off.Kanakapura Road,Bengaluru-560109 Email: drkm2711@gmail.com Mob:9901166697 Karnataka India
(31) Priority Document No	:NA	2)Dr. Vinod H C
(32) Priority Date	:NA	3)Mr. Santhrupth B C
(33) Name of priority country	:NA	4)Mrs. Arpitha Shankar S I
(86) International Application No	:NA	5)Dr.Dinesha P
Filing Date	:NA	6)Dr.Chethana Sridhar
(87) International Publication No	: NA	7)VEERANNA KOTAGI
(61) Patent of Addition to Application Number	:NA	(72) Name of Inventor :
Filing Date	:NA	1)Dr.Kishore M
(62) Divisional to Application Number	:NA	2)Dr. Vinod H C
Filing Date	:NA	3)Mr. Santhrupth B C
		4)Mrs. Arpitha Shankar S I
		5)Dr.Dinesha P
		6)Dr.Chethana Sridhar
		7)VEERANNA KOTAGI

(57) Abstract :

TITLE OF INVENTION: Road Monitoring Device Abstract A device for enhancing the safety and comfort of vehicle driving is revealed. The key road sign information found during the journey is transmitted to the driver, the location of the vehicle on the driving surface is constantly monitored and the presence of foreign matter such as mud, speed breakers holes etc. is tested on the road surface. The sensors transmit the data to the alert system and transmit information for subsequent action. This invention enhances safety of driving. The Invention solves safety problem on roads by avoiding accidents by maintaining balance of vehicle. Artificial Intelligence and IoT has played significant modules in invention.

No. of Pages : 11 No. of Claims : 3

(12) PATENT APPLICATION PUBLICATION

(21) Application No.202141006392 A

(19) INDIA

(22) Date of filing of Application :16/02/2021

(43) Publication Date : 19/02/2021

(54) Title of the invention : GERMICIDAL HELIX TUBE FOR AIR PURIFICATION

(51) International classification	:A61L0009200000, F24F0003160000, A61L0002100000, A62B0018020000, A61L0009220000	(71) Name of Applicant : 1)Ahabhouna Mechatronics Private Limited Address of Applicant :# 3-24/1, Ground Floor, Bakkannapalem, P.M.Palem, Visakhapatnam-530041, Andhra Pradesh, India. Andhra Pradesh India
(31) Priority Document No	:NA	(72) Name of Inventor :
(32) Priority Date	:NA	1)Mr.Nimmagadda Venugopal
(33) Name of priority country	:NA	
(86) International Application No	:NA	
Filing Date	:NA	
(87) International Publication No	: NA	
(61) Patent of Addition to Application Number	:NA	
Filing Date	:NA	
(62) Divisional to Application Number	:NA	
Filing Date	:NA	

(57) Abstract :

ABSTRACT: Title: Germicidal Helix Tube for Air Purification The present disclosure proposes a germicidal helix designed inside an air purification setup to efficiently inactivate airborne microorganisms. The proposed air purification setup comprises of an inlet 101, an air inlet tunnel 102, at least one air purification tunnel 103, and an air distributor tube 106. The air purification tunnel 103 is further comprises of a helical baffle configuration 104, a transparent tube 105, and a germicidal light source. The proposed design of germicidal helix tube provides purified air by efficiently inactivating the airborne microorganisms by exposing the airborne microorganisms to germicidal light from certain distance, at certain amount of intensity and for certain amount of time. The proposed design of the germicidal helix tube increases the amount of time for efficient exposure of contaminated air towards radiation of the germicidal light source for the purification of the contaminated air. The proposed air purification setup is low cost, easy to manufacture, and power efficient that can be scaled up to work for large room requirements.

No. of Pages : 17 No. of Claims : 8

(12) PATENT APPLICATION PUBLICATION

(21) Application No.202141006425 A

(19) INDIA

(22) Date of filing of Application :16/02/2021

(43) Publication Date : 19/02/2021

(54) Title of the invention : A NOVEL METHOD OF POWER REDUCTION IN MODIFIED AES USING BIT ENCRYPTION AND DECRYPTION TRANSITION SCHEME ON FPGA

<p>(51) International classification</p> <p>(31) Priority Document No</p> <p>(32) Priority Date</p> <p>(33) Name of priority country</p> <p>(86) International Application No Filing Date</p> <p>(87) International Publication No</p> <p>(61) Patent of Addition to Application Number Filing Date</p> <p>(62) Divisional to Application Number Filing Date</p>	<p>:H04L0009060000, H04L0029060000, H04L0009000000, H04B0010850000, H04L0001160000</p> <p>:NA</p> <p>:NA</p> <p>:NA</p> <p>:NA</p> <p>:NA</p> <p>: NA</p> <p>:NA</p> <p>:NA</p> <p>:NA</p> <p>:NA</p>	<p>(71)Name of Applicant :</p> <p>1)Mr.Gajja Prasad Address of Applicant :Assistant Professor, Department of Electrical and Electronics Engineering, GIT, GITAM (Deemed to be University), Visakhapatnam, Andhra Pradesh, India. Pin Code:530045 Andhra Pradesh India</p> <p>2)Dr.Gouse Baig Mohammad</p> <p>3)Dr.Devasish Pal</p> <p>4)Dr. S.Karthick</p> <p>5)Dr.Piyush Kumar Shukla</p> <p>6)Mr.Shaik Karimullah</p> <p>7)Dr.Rokesh Kumar Yarava</p> <p>8)Mr.Shaik Johny Basha</p> <p>9)Dr.G.Sambasiva Rao</p> <p>10)Mr.Pijush Dutta</p> <p>(72)Name of Inventor :</p> <p>1)Mr.Gajja Prasad</p> <p>2)Dr.Gouse Baig Mohammad</p> <p>3)Dr.Devasish Pal</p> <p>4)Dr. S.Karthick</p> <p>5)Dr.Piyush Kumar Shukla</p> <p>6)Mr.Shaik Karimullah</p> <p>7)Dr.Rokesh Kumar Yarava</p> <p>8)Mr.Shaik Johny Basha</p> <p>9)Dr.G.Sambasiva Rao</p> <p>10)Mr.Pijush Dutta</p>
--	---	--

(57) Abstract :

The data such as text, Image, and Video can be transmitted by the communication systems from one node to another node. While transmitting the data, the security is utmost concern and is obtained by the Data Encryption and Data Decryption. The increased Speed of Data transmission and the less utilization of power are the factors to be considered while designing the communication system with VLSI Technology. The implementation of Advanced Encryption Standard (AES) on the Field Programmable Gate Array (FPGA) is highly flexible and efficient method for high secured data encryption and decryption system. The implementation of Modified AES on FPGA is having more number of transitions due to continuously receiving data and continuously transmitting the data. The power consumption is more in implementation of Modified AES on FPGA, can be optimized and reduced with the Bit Encryption and Decryption Transition Scheme. The present invention disclosed here is a Novel Method of Power Reduction in Modified AES using Bit Encryption and Decryption Transition Scheme on FPGA comprising of: Data Input (201); Key Input (202); BEDT Scheme (203); S-Box Generation (204); Row Shift (205); Steller Matrix (206); Inverse BEDT (207); Inverse S-Box (208); Row Shift (209); Steller Matrix (210); Decrypted Data (211); reduces the power in modified Advanced Encryption Standard implemented on FPGA. The present invention disclosed here reduces the power to 0.42mw for 325 flip flop pairs in the design. The present invention is implemented on the Verilog HDL programming on the Virtex-5 FPGA Development Board.

No. of Pages : 15 No. of Claims : 5

(12) PATENT APPLICATION PUBLICATION

(21) Application No.202141006434 A

(19) INDIA

(22) Date of filing of Application :16/02/2021

(43) Publication Date : 19/02/2021

(54) Title of the invention : DESIGN AND DEVELOPMENT OF MONEY SANITIZING MACHINE

(51) International classification

:G06F
3/06

(31) Priority Document No

:NA

(32) Priority Date

:NA

(33) Name of priority country

:NA

(86) International Application No

:NA

Filing Date

:NA

(87) International Publication No

: NA

(61) Patent of Addition to Application Number

:NA

Filing Date

:NA

(62) Divisional to Application Number

:NA

Filing Date

:NA

(71)Name of Applicant :

1) Dr. SUJIN JOSE ARUL

Address of Applicant :ASSOCIATE PROFESSOR,
DEPARTMENT OF AUTOMOBILE ENGINEERING, NEW
HORIZON COLLEGE OF ENGINEERING, RING ROAD,
BELLANDUR POST, NEAR MARATHALLI, BANGALORE,
KARNATAKA, INDIA, 560 103 Karnataka India

2)Dr. JANI S.P

(72)Name of Inventor :

1) Dr. SUJIN JOSE ARUL

2)Dr. JANI S.P

3)Mr. VADLAMUDI RAKESH

4)Dr. P. SENTHIL KUMAR

5)Mr. MANIKALA MANOJKUMAR

6)Mr. GANGAVARAM ADITYA CHANDRA REDDY

7)Mr. CHENNA KRISHNA KAMBALA

8)Mr. SUNCHU MALLESH

9)Mr.LETHAKULA MANISH REDDY

10)Mr.KONDRA ESHWAR

(57) Abstract :

This patent disclosure covers the design and development of money sanitizing machine which is useful for the global pandemic situation like Covid19. The utilization of paper or currency cleaning gadgets of known plans and designs is known in the earlier workmanship. All the more explicitly, paper cleaning gadgets of known plans and arrangements recently contrived and used to slaughter different sorts of viral and contagious microorganisms by ordinary techniques and contraptions are known to comprise fundamentally of recognizable, expected, and evident underlying setups, despite the bunch of plans incorporated by the . swarmed earlier craftsmanship which has been created for the satisfaction of innumerable goals and necessities. The design of machine is provides the facility to sanitize mobile phones, cash notes, coins, keys, key chains, Ultrasonic sensor is provided to ensure the contactless open and close of the chamber. Rolling mechanism is used for the operation of taking the object inside the chamber for sanitizing which is helpful for sanitizing a bundle of cash notes in a single turn.

No. of Pages : 15 No. of Claims : 8

(12) PATENT APPLICATION PUBLICATION

(21) Application No.202141006523 A

(19) INDIA

(22) Date of filing of Application :16/02/2021

(43) Publication Date : 19/02/2021

(54) Title of the invention : DEVELOPMENT OF EXPERT ABRASIVE WATER JET MACHINE STATE-OF-THE-ART IN CUTTING TECHNOLOGY AND THE PROMISE FOR MICRO- AND NANO- MACHINING

(51) International classification	:B24C0009000000, B24C0001040000, B26F0003000000, B24C0011000000, B24C0005040000	(71)Name of Applicant : 1)Mr. B. Subba Reddy Address of Applicant :Assistant Professor/ Department of Mechanical Engineering, Srinivasa Ramanujan Institute of Technology, Anantapur, AP-515701. Andhra Pradesh India 2)Dr. K. Vijaya Kumar Reddy 3)Dr. D.V. Sreekanth 4)Dr.D.Sai Chaitanya Kishore 5)CH Joseph Sundar 6)Dr. D. Maneiah
(31) Priority Document No	:NA	(72)Name of Inventor : 1)Mr. B. Subba Reddy 2)Dr. K. Vijaya Kumar Reddy 3)Dr. D.V. Sreekanth 4)Dr.D.Sai Chaitanya Kishore 5)CH Joseph Sundar 6)Dr. D. Maneiah
(32) Priority Date	:NA	
(33) Name of priority country	:NA	
(86) International Application No	:NA	
Filing Date	:NA	
(87) International Publication No	: NA	
(61) Patent of Addition to Application	:NA	
Number	:NA	
Filing Date	:NA	
(62) Divisional to Application Number	:NA	
Filing Date	:NA	

(57) Abstract :

Abstract Abrasive water jet machining (AWJM) is an emerging machining technology option for hard material parts that are extremely difficult-to-machine by conventional machining processes. A narrow stream of high velocity water mixed with abrasive particles gives relatively inexpensive and environment friendly production with reasonably high material removal rate. Because of that abrasive waterjet machining has become one of the leading manufacturing technologies in a relatively short period of time. This paper reviews the research work carried out from the inception to the development of AWJM within the past decade. It reports on the AWJM research relating to improving performance measures, monitoring and control of process, optimizing the process variables. A wide range of AWJM industrial applications for different category of material are reported with variations. This patent addresses the concept of the expert system for abrasive waterjet machining. For optimization of abrasive waterjet machining, computer based concurrent engineering environment is used. The design specification is acquired through a feature-based approach. The expert system links with feature base library. The expert system links with material database which holds attributes of more than 20 type of materials. It also links with abrasive data base which hold attributes of 8 types of abrasive, and also 4 type and size of machine. expert system also links with machine database which hold machine parameters. For each design feature, the expert system provides information needed for optimization of design and manufacturing. The expert system can be used as an advisory system for optimization of design and manufacturing. It can be used as a teaching program for new abrasive waterjet machining operators. For each design feature, the expert system provides information such as machining cycle time and cost and cutting rate. By changing machine parameters, we can optimize machining cycle time and cost and cutting rate. Comparison results of the expert system and experimental CNC Abrasive waterjet results for different design feature shows that machining time and cost of expert system is 30% less than experimental.

No. of Pages : 18 No. of Claims : 5

(12) PATENT APPLICATION PUBLICATION

(21) Application No.202141006535 A

(19) INDIA

(22) Date of filing of Application :16/02/2021

(43) Publication Date : 19/02/2021

(54) Title of the invention : AUTOMATIC LIQUID LEVEL SENSING AND CONTROL SYSTEM

(51) International classification	:G01F0023240000, G05D0009120000, G01F0023296000, G01F0023720000, G01F0023260000	(71) Name of Applicant : 1)RAVEENDRAN KIRAN Address of Applicant :BHAKTHIVILAS KUDAVATTOOR KOTTARAKKARA KOLLAM Kerala India 2)VASUDEVAN SUSEELA NITHYA
(31) Priority Document No	:NA	(72) Name of Inventor :
(32) Priority Date	:NA	1)RAVEENDRAN KIRAN
(33) Name of priority country	:NA	2)VASUDEVAN SUSEELA NITHYA
(86) International Application No	:PCT//	
Filing Date	:01/01/1900	
(87) International Publication No	: NA	
(61) Patent of Addition to Application Number:	:NA	
Filing Date	:NA	
(62) Divisional to Application Number	:NA	
Filing Date	:NA	

(57) Abstract :

ABSTRACT AUTOMATIC LIQUID LEVEL SENSING AND CONTROL SYSTEM. This is an automatic liquid level sensing and control system, capable of sensing the liquid level inside a tank in a non-intrusive manner and to switch on/off a pump to fill the tank at appropriate time instants without human intervention. The present invention has two sections. First section is a sensing part (FIG. 1-2) comprising of an array of hall-effect sensors arranged on the outer wall of a magnetically permeable pipe connected to the outlet of a liquid tank, and a floating magnet inside the pipe. Second section is a controlling part (FIG. 3) consisting of a microcontroller and a relay drive to control the pump. The array of hall effect sensors can sense the presence of the magnet inside the pipe. They can be densely arranged to increase accuracy of measurement. Thus, the digital output from the Hall-effect sensors indicate the level of liquid inside the tank. This data is further used by a microcontroller to effectively control the pump through a program flow (FIG. 4) and thus maintain proper liquid quantity inside the tank. If it is required only to switch on/off the pump, only two hall sensors are required, one at top and one at bottom, spaced in such a way that both will not be triggered simultaneously. With the two sensor outputs, a two-state-logic control system can be executed in the microcontroller through a program flow (FIG. 5) to on/off the pump.

No. of Pages : 18 No. of Claims : 10

(12) PATENT APPLICATION PUBLICATION

(21) Application No.202131002090 A

(19) INDIA

(22) Date of filing of Application :16/01/2021

(43) Publication Date : 19/02/2021

(54) Title of the invention : IOT BASED INTELLIGENT AMBULANCE TRACKING AND ROAD CLEARANCE SYSTEM

(51) International classification	:H04L0029080000, G08G0001000000, A61G0003000000, G08G0001040000, G08G0001096800	(71)Name of Applicant : 1)BHUPESH DEKA Address of Applicant :Computer Science and Engineering, Gandhi Institute For Technology, At: Gramadiha, P.O.: Gangapada, Bhubaneswar, Khurda, Odisha - 752054, India
(31) Priority Document No	:NA	2)Dr. S. R. BIRADAR
(32) Priority Date	:NA	3)Dr PREETISUDHA MEHER
(33) Name of priority country	:NA	4)Mrs MADHUSMITA DASH
(86) International Application No	:NA	5)SITANATH BISWAS
Filing Date	:NA	6)ANAND SHARMA
(87) International Publication No	: NA	7)KUNAL ANAND
(61) Patent of Addition to Application	:NA	8)KAILASH ROU
Number	:NA	9)BISWA RANJAN ACHARYA
Filing Date	:NA	(72)Name of Inventor :
(62) Divisional to Application Number	:NA	1)Anukampa Dash
Filing Date	:NA	2)BIKASH KUMAR SETHY
		3)Nimiya Pujari

(57) Abstract :

This invention relates to the life saving device which is called IOT based intelligent ambulance tracking and road clearance system. The system has a GPS device with unique id installed in an ambulance for tracking purpose. All the GPS devices connected directly to a server through GSM, the real time data fetched from the server and send it to the different people like commissioner, police, traffic police, hospital through a mobile application. Mobile application part of the system detects whenever an ambulance comes in a range of 1 km of a traffic signal, the respective traffic policeman gets an alarm tone in his mobile phone through a mobile app part of the system. The traffic policeman can see the direction of the ambulance, where it is coming from and where it will be heading towards. Thereby, clearing the roads for the smooth passing of the ambulance saving lot of time.

No. of Pages : 10 No. of Claims : 3

(12) PATENT APPLICATION PUBLICATION

(21) Application No.202131002691 A

(19) INDIA

(22) Date of filing of Application :20/01/2021

(43) Publication Date : 19/02/2021

(54) Title of the invention : PERFORMANCE AND EMISSION STUDY OF DI DIESEL ENGINE USING NANO GRAPHENE ADDITIVE WITH WASTE PLASTIC PYROLYSIS OIL AS AN ALTERNATE FUEL.

(51) International classification	:F02B0003060000, C10G0001100000, F02B0075040000, F02D0041000000, F02B0075020000	(71) Name of Applicant : 1)PROF.AMAR KUMAR DAS Address of Applicant :ASST. PROFESSOR, DEPARTMENT OF MECHANICAL ENGINEERING, GANDHI INSTITUTE FOR TECHNOLOGY (GIFT), BHUBANESWAR, AT- GRAMADIHA, P.O-GANGAPADA, DIST-KHORDA. ODISHA-752054.
(31) Priority Document No	:NA	(72) Name of Inventor :
(32) Priority Date	:NA	1)PROF.AMAR KUMAR DAS
(33) Name of priority country	:NA	
(86) International Application No	:NA	
Filing Date	:NA	
(87) International Publication No	: NA	
(61) Patent of Addition to Application Number	:NA	
Filing Date	:NA	
(62) Divisional to Application Number	:NA	
Filing Date	:NA	

(57) Abstract :

An approach towards global fossil fuel depletion, dependency on crude oils, stringent emission norms and an efficient energy conservation and management policy to establish ,an extensive researches have been conducted by different researchers. Rising demand for Petro-fuels and challenges for disposal of waste plastics are converged with a renewed interest of producing oil from waste plastics. The properties of pyrolytic oil derived from waste plastics were compared with diesel and satisfied to be used as alternative fuel due to its larger similar properties with diesel. In this context, an attempt has been undertaken to enhance the fuel properties of waste plastic oil following dispersion technique of nano graphene particles by mass fraction using ultra-sonication technique. The performance and emission study were conducted on a single cylinder direct ignition diesel engine using 20% waste plastic pyrolytic oil with diesel blended with nano graphene of 50 ppm, 70 ppm and 100 ppm respectively by mass without any engine modification. In this study, the performance and emission characteristics of a single cylinder variable compression four stroke diesel engines fuelled with waste plastic oil at 20% blend with diesel with compression ratio of 17 are investigated and compared with diesel by supercharging the engine with nano graphene in different proportion. The output revealed that the brake thermal efficiency (BTE) of Sample fuel 80D20WPO100G combination increased at compression ratio of 17 when compared to diesel. The CO, HC ,NOx emissions were also dropped considerably due to the blending of 100 ppm nano graphene to WPO when compared to the other fuel combinations.

No. of Pages : 18 No. of Claims : 2

(54) Title of the invention : AUTOMATED CONFIGURATION OF HYBRID IOT MESH NETWORK FOR REAL TIME LOGISTICS TRACKING

<p>(51) International classification</p> <p>(31) Priority Document No</p> <p>(32) Priority Date</p> <p>(33) Name of priority country</p> <p>(86) International Application No Filing Date</p> <p>(87) International Publication No</p> <p>(61) Patent of Addition to Application Number Filing Date</p> <p>(62) Divisional to Application Number Filing Date</p>	<p>:H04L0029080000, H04L0029060000, H04L0012240000, H04W0084180000, G06Q0030000000</p> <p>:NA</p> <p>:NA</p> <p>:NA</p> <p>:NA</p> <p>:NA</p> <p>:NA</p> <p>:NA</p> <p>:NA</p> <p>:NA</p> <p>:NA</p>	<p>(71)Name of Applicant :</p> <p>1)Dr. Md. Alimul Haque Address of Applicant :Lecturer Department of Computer Science Veer Kunwar Singh University, Ara 802301, India.</p> <p>2)Dr Shameemul Haque</p> <p>3)Mr. Praveen kumar Kaithal</p> <p>4)Mr. Bottu Gurunadha Rao</p> <p>5)Mr. Ashutosh Behura</p> <p>6)Dr Naraina Avudayappan</p> <p>7)Ms. R.Ashwini</p> <p>8)Mr. S. Selvaraj</p> <p>9)Mr. Mithun Baswaraj Patil</p> <p>10)Dr.R.Suchithra</p> <p>11)Dr. Reddappa Hosur Nanji Reddy</p> <p>12)Mr. Anup D. Bhangе</p> <p>(72)Name of Inventor :</p> <p>1)Dr. Md. Alimul Haque</p> <p>2)Dr Shameemul Haque</p> <p>3)Mr. Praveen kumar Kaithal</p> <p>4)Mr. Bottu Gurunadha Rao</p> <p>5)Mr. Ashutosh Behura</p> <p>6)Dr Naraina Avudayappan</p> <p>7)Ms. R.Ashwini</p> <p>8)Mr. S. Selvaraj</p> <p>9)Mr. Mithun Baswaraj Patil</p> <p>10)Dr.R.Suchithra</p> <p>11)Dr. Reddappa Hosur Nanji Reddy</p> <p>12)Mr. Anup D. Bhangе</p>
--	--	---

(57) Abstract :

IoT is a technology that allows the integration of the internet with millions of tiny machines. Technology has been acquiring considerable changes and up-gradation making them indispensable and necessary frameworks. The internet is aiming to work as every time everywhere technology. Thus with the enlargement of the internet framework, the IoT technology had its expansion in several fields and numerous various applications. IoT is a wireless communication that stores the data in the cloud. A study shows that human utilization is reduced in the case of IoT. The IoT has its diverse applications in the fields of fog computing, SDN (Software Defined Networks), cellular networks, data mining, WSN (Wireless Sensor Networks), healthcare, vehicle communications, and many more industries. The proposed invention involves the automation of real-time logistic tracking and maintaining the data in a highly secure manner. It uses the hybrid IoT mesh network topology which is highly complex. Here, the configuration of the mesh network is done automatically within a time-bound enabling the live tracking of the information. The proposed invention also involves the configuration and reconfiguration of the complex mesh network topology thereby tracking and analyzing the data and its quality using big data to improve the customer's experience. The invention elicits the tracking of the geolocation and also to fend for the secure, quality, and selective data to end-users to aggrandize the quality of the experience.

No. of Pages : 14 No. of Claims : 3

(12) PATENT APPLICATION PUBLICATION

(21) Application No.202131002987 A

(19) INDIA

(22) Date of filing of Application :21/01/2021

(43) Publication Date : 19/02/2021

(54) Title of the invention : A SINGLE MICROSTRIP ANTENNA AS RADIATOR AND REFLECTOR

(51) International classification	:H01Q0001380000, H01Q0021240000, H01Q0001360000, H01Q0009040000, H01Q0021000000	(71) Name of Applicant : 1)PRADYUMNA KU PATRA Address of Applicant :Department of Electronics Communication Engineering, National Institute of Science and Technology, Berhampur, Odisha, India
(31) Priority Document No	:NA	2)MANOJ KR DAS
(32) Priority Date	:NA	3)AJIT DASH
(33) Name of priority country	:NA	4)SANDIPAN MALLIK
(86) International Application No	:NA	(72) Name of Inventor :
Filing Date	:NA	1)PRADYUMNA KU PATRA
(87) International Publication No	: NA	2)MANOJ KR DAS
(61) Patent of Addition to Application Number	:NA	3)AJIT DASH
Filing Date	:NA	4)SANDIPAN MALLIK
(62) Divisional to Application Number	:NA	
Filing Date	:NA	

(57) Abstract :

The present invention provides a single microstrip antenna that can serve the purpose of a radiator as well as a reflector even without using any additional feed point or additional reflector module. The antenna of the present invention consists of three planes the upper plane (100) having a complementary split ring geometry; the dielectric plane (200) made of FR4 material; and the bottom plane (300) having an optimized cross-slot (310) and a flat plate (303), which can be switched through the sliding channel (301, 302). the upper plane (100) behaves like a radiator (100-200-300-303) when the bottom plane (300) is augmented with the flat plate (303) and the bottom plane (300) acts like a reflector (100-200-300) even without using an extra reflector when the cross-slot (310) formed on the bottom plate (300). As a result, the primary radiation pattern takes a 180° phase difference. The communication system's overall cost is reduced as one additional module; either radiator or reflector is not required. Also, a low-power and miniaturized antenna design accompanying both radiating and reflecting modules together is realized.

No. of Pages : 26 No. of Claims : 8

(12) PATENT APPLICATION PUBLICATION

(21) Application No.202131003432 A

(19) INDIA

(22) Date of filing of Application :25/01/2021

(43) Publication Date : 19/02/2021

(54) Title of the invention : PROFOUND REINFORCEMENT OF DEEP LEARNING AND IMAGE PROCESSING FOR ADAPTIVE TRAFFIC SIGNAL CONTROL

(51) International classification	:G08G0001081000, G08G0001040000, G08G0001095000, G08G0001080000, G06K0009340000	(71) Name of Applicant : 1)SATYA PRAKASH ROUT Address of Applicant :Assistant Professor Department of Electronics and Communication Engineering Templecity Institute of Technology & Engineering, F/12, IID Center, Barunei Khordha - 752057, Odisha, India.
(31) Priority Document No	:NA	2)PRATHIBHA VARGHESE
(32) Priority Date	:NA	3)YALAMKUR NUZHAT AFREEN
(33) Name of priority country	:NA	4)HIMANSHU KUMAR DIWEDI
(86) International Application No	:NA	5)P M D ALI KHAN
Filing Date	:NA	(72) Name of Inventor :
(87) International Publication No	: NA	1)SATYA PRAKASH ROUT
(61) Patent of Addition to Application Number	:NA	2)PRATHIBHA VARGHESE
Filing Date	:NA	3)YALAMKUR NUZHAT AFREEN
(62) Divisional to Application Number	:NA	4)HIMANSHU KUMAR DIWEDI
Filing Date	:NA	5)P M D ALI KHAN

(57) Abstract :

A traffic light framework is fabricated without much of a stretch to keep traffic in charge utilizing image processing strategies and profound Deep learning techniques. In this strategy, a camera is utilized in each phase of the traffic signal to catch the streets where traffic will undoubtedly happen. Number of vehicles in these images is determined utilizing picture preparing apparatuses and various timings are apportioned by the tally and dependent on the model prepared utilizing profound fortification learning alongside a green sign for vehicles to pass. In this, we execute a canny traffic model that controls the measure of time a for which light runs green, in view of the thickness of vehicles standing.

No. of Pages : 11 No. of Claims : 7

(12) PATENT APPLICATION PUBLICATION

(21) Application No.202131003467 A

(19) INDIA

(22) Date of filing of Application :26/01/2021

(43) Publication Date : 19/02/2021

(54) Title of the invention : ADAPTIVE CRUISE CONTROL SYSTEM AND METHOD FOR CONTROLLING THE SPEED OF THE AUTOMATED GUIDED VEHICLES IN WAREHOUSE

(51) International classification	:G05D0001020000, B60W0030160000, G16H0040670000, G05B0019418000, G06Q0010060000	(71) Name of Applicant : 1)ANKUSH GHOSH Address of Applicant :Vill- Ramkrishnapur (Baidya Bagan), N.D. Road, P.O. - Sukdebpur, Dist: 24 Parganas (South)-743503, West Bengal, India
(31) Priority Document No	:NA	2)MILAN KUMAR
(32) Priority Date	:NA	(72) Name of Inventor :
(33) Name of priority country	:NA	1)ANKUSH GHOSH
(86) International Application No	:NA	2)MILAN KUMAR
Filing Date	:NA	
(87) International Publication No	: NA	
(61) Patent of Addition to Application Number	:NA	
Filing Date	:NA	
(62) Divisional to Application Number	:NA	
Filing Date	:NA	

(57) Abstract :

An adaptive cruise control system (100) for automated guided vehicles used in a warehouse, the system (100) comprising: a cruise controlling device (104) to be installed in automated guided vehicles (102a-102n), wherein the cruise controlling device (104) comprises: a sensor module (110) configured to sense signals representing a presence of automated guided vehicles (102a-102n); a controller (112) configured to: receive sensed signals representing the presence of a leading automated guided vehicles (102a-102n) from the sensor module (110); determine a speed and distance of the leading automated guided vehicles (102a-102n) based on the received sensed signal; compare the determined distance of the leading automated guided vehicles (102a-102n) with the predefined safe distance stored in a memory (116); generate an alert signal when the determined distance is less than the predefined safe distance; regulate the speed of the automated guided vehicles (102a-102n) based on the generated alert signal; transmit the generated notification.

No. of Pages : 23 No. of Claims : 10

Publication After 18 Months:

The following Patent Applications have been published under Section 11A (3) of The Patents (Amendment) Act, 2005. Any Person may file representation by way of opposition to the Controller of Patents at the appropriate office against the grant of the patent in the prescribed manner under section 25(1) of the Patents (Amendment) Act, 2005 read with the rule 55 of The Patents (Amendment) Rules, 2006:

(12) PATENT APPLICATION PUBLICATION

(21) Application No.201617044647 A

(19) INDIA

(22) Date of filing of Application :28/12/2016

(43) Publication Date : 19/02/2021

(54) Title of the invention : ALL-SOLID BATTERY INCLUDING A SOLID ELECTROLYTE AND A LAYER OF POLYMER MATERIAL

(51) International classification	:H01M0010052500, H01M0010058500, H01M0010056200, H01M0004040000, H01M0010052000	(71)Name of Applicant : 1)I-TEN Address of Applicant :6 RUE DES AULNES, CHAMPAGNE-AU-MONT-D'OR, FRANCE-69410 France
(31) Priority Document No	:1456272	(72)Name of Inventor : 1)GABEN, Fabien
(32) Priority Date	:01/07/2015	
(33) Name of priority country	:France	
(86) International Application No	:PCT/FR2015/051819	
Filing Date	:01/07/2014	
(87) International Publication No	:WO 2016/001588 A1	
(61) Patent of Addition to Application Number	:NA	
Filing Date	:NA	
(62) Divisional to Application Number	:NA	
Filing Date	:NA	

(57) Abstract :

The invention relates to a method for manufacturing an all-solid thin-film battery including the following consecutive steps: a) depositing a layer including at least one anode material on the conductive substrate thereof; b) depositing a layer including at least one cathode material on the conductive substrate thereof; c) depositing a layer including at least one solid electrolyte material on at least one layer obtained in step a) and/or b); d) depositing a layer of a cross-linked polymer material comprising ion groupings with a thickness of less than 10 μm , preferably less than 5 μm , and more preferably less than 2 μm : either on the layer of anode material coated with a layer of solid electrolyte material and/or on the layer of cathode material optionally coated with a layer of solid electrolyte material, or on the layer of cathode material coated with a layer of solid electrolyte material and/or on the layer of anode material optionally coated with a layer of solid electrolyte material; e) consecutively stacking, face-to-face, a layer of anode material obtained in steps a), c) or d) with a layer of cathode material obtained in steps b), c) or d), with the understanding that the stack includes at least one layer of solid electrolyte material obtained in step c) and at least one layer of cross-linked polymer material obtained in step d); f) thermally treating and/or a mechanically compressing of the stack obtained in step e) in order to obtain an all-solid thin-film battery.

No. of Pages : 51 No. of Claims : 27

(12) PATENT APPLICATION PUBLICATION

(21) Application No.201617044669 A

(19) INDIA

(22) Date of filing of Application :28/12/2016

(43) Publication Date : 19/02/2021

(54) Title of the invention : PROCESS AND INSTALLATION FOR PRODUCING PET PELLETS

(51) International classification	:C08G0063880000, B29B0009160000, C08J0003120000, B29K0067000000, B29B0009060000	(71) Name of Applicant : 1)Technip Zimmer GmbH Address of Applicant :Olof-Palme-Strasse 35, Frankfurt am Main, Germany- 60439 Germany
(31) Priority Document No	:10 2014 110 337.8	(72) Name of Inventor :
(32) Priority Date	:22/07/2014	1)BORMANN, Andreas
(33) Name of priority country	:Germany	2)KRIESCHE, Gerald
(86) International Application No	:PCT/EP20	3)REISEN, Michael
Filing Date	I5/06563I	
(87) International Publication No	:WO 2016/012244	
	A1	
(61) Patent of Addition to Application	:NA	
Number	:NA	
Filing Date	:NA	
(62) Divisional to Application Number	:NA	
Filing Date	:NA	

(57) Abstract :

A process and a system for producing polyethylene terephthalate (PET) granules by transesterification of dimethyl terephthalate with ethylene glycol or by esterification of (fiber) purified terephthalic acid with ethylene glycol suitable for further processing to 5 form packaging films and bottles, comprising the steps of polycondensation, granulation and latent heat crystallization, aftertreatment of the crude granules to adjust the polymer quality values required for the further processing, in particular the intrinsic viscosity, the acetaldehyde content and the moisture content, wherein the aftertreatment is carried out in multiple moving bed tubular reactors operated in parallel.

No. of Pages : 16 No. of Claims : 9

(54) Title of the invention : COMPOSITION COMPRISING ESSENTIAL OIL AND SOLVENT EXTRACTS OF ARTEMISIA ANNUA AS BIOAVAILABILITY ENHANCER OF FLUCONAZOLE AND AMPHOTERICIN B TO MANAGE CANDIDIASIS

(51) International classification	:A61K0031704800, A61K0036530000, C07D0249080000, A01N0065000000, A61K0031419600	(71)Name of Applicant : 1)SHOOLINI UNIVERSITY OF BIOTECHNOLOGY AND MANAGEMENT SCIENCES Address of Applicant :VILLAGE- BHAJOL, P.O. SULTANPUR, SOLAN- (HP) Himachal Pradesh India
(31) Priority Document No	:NA	(72)Name of Inventor :
(32) Priority Date	:NA	1)Ms. ANSHIKA SHARMA
(33) Name of priority country	:NA	2)Ms. PRAKRITI NIDHI
(86) International Application No	:NA	3)Mr. RAJAN ROLTA
Filing Date	:NA	4)PROF. KAMAL DEV
(87) International Publication No	: NA	5)PROF. ANURADHA SOURIRAJAN
(61) Patent of Addition to Application Number	:NA	
Filing Date	:NA	
(62) Divisional to Application Number	:NA	
Filing Date	:NA	

(57) Abstract :

Present invention relates to enhancement of antifungal potential of fluconazole and amphotericin B using methanolic, petroleum ether extract and essential oil of aerial part of Artemisia annua. The present invention discloses that methanolic and petroleum ether extract of aerial part of A. annua has antifungal activity against Candida strains. Methanolic and petroleum ether extracts of A. annua showed complete cell death of Candida strains (fungicidal activity) and fungi-static activity against S. cerevisiae with zone of inhibition diameter very similar to fluconazole and amphotericin B. Moreover, methanolic and petroleum ether extracts of aerial part of A. annua showed enhancement of antifungal activity against fungal strains when combined with fluconazole and amphotericin B. It was found that aerial part extract and essential oil of A. annua showed comparative MIC value with respect to antibiotics (fluconazole and amphotericin B) against C. albicans (MTCC277), & C. albicans (ATCC90028). The methanolic, petroleum ether extracts and essential oil of aerial part of A. annua increase the bioactivity of existing antifungal agents such as fluconazole and amphotericin B and can be used to formulate new antifungal drugs to increase the efficacy and reduce dosage and time to treat Candida infections. Synergistic activity against fungal strains with fluconazole and amphotericin B was shown by FIC index. Fluconazole showed antagonistic effect in combination with petroleum ether extract of A. annua against Candida albicans (ATCC 90028). The extracts and essential oil alone or essential oil in combination with antibiotics can be used directly to develop improved topical or oral formulation for treating fungal infections in humans and animals.



No. of Pages : 21 No. of Claims : 10

(12) PATENT APPLICATION PUBLICATION

(21) Application No.201911032561 A

(19) INDIA

(22) Date of filing of Application :12/08/2019

(43) Publication Date : 19/02/2021

(54) Title of the invention : SYSTEM AND METHOD FOR SIMULTANEOUSLY CHARGING ELECTRIC VEHICLES WITH DIRECT AND ALTERNATING CURRENT CHARGING PROTOCOLS

(51) International classification	:H02J0007000000, H04L0012140000, B60L0003040000, H02J0007020000, H04M0015000000	(71) Name of Applicant : 1)EXICOM TELE-SYSTEMS Address of Applicant :Plot Number 77 A, Sector 18, IFFCO Road, Gurgaon - 122015, India Haryana India
(31) Priority Document No	:NA	(72) Name of Inventor :
(32) Priority Date	:NA	1)PURAN MAL SINGH
(33) Name of priority country	:NA	2)KUSHAGRA MITTAL
(86) International Application No	:NA	
Filing Date	:NA	
(87) International Publication No	: NA	
(61) Patent of Addition to Application Number	:NA	
Filing Date	:NA	
(62) Divisional to Application Number	:NA	
Filing Date	:NA	

(57) Abstract :

A simultaneous, multiprotocol, electric vehicle charging system (100) includes charging connectors (101, 102, 103), direct current (DC) and alternating current (AC) bus components (109, 105), a merger switch (110), and a control unit (116). Each charging connector implements one of different DC and AC charging protocols. The DC bus component (109) is connected to at least two charging connectors (101, 102) that implement different DC charging protocols. The merger switch (110), connected to the DC bus component (109), selectively controls flow of direct current to the DC charging connectors (101, 102). The control unit (116) controls the merger switch (110) and control switches (111, 112,106) for operating the charging connectors (101, 102, 103) in multiple modes to facilitate simultaneous charging of multiple electric vehicles (113, 114, 115) using different DC and AC charging protocols at the same time.



No. of Pages : 51 No. of Claims : 10

(12) PATENT APPLICATION PUBLICATION

(21) Application No.201911032649 A

(19) INDIA

(22) Date of filing of Application :13/08/2019

(43) Publication Date : 19/02/2021

(54) Title of the invention : BLUE VIEW SYSTEM AND A PROCESS FOR UTILIZING THE SYSTEM IN OFFSHORE RE-ENTRY RIG MOVES

(51) International classification	:G10K0011000000, G01S0007520000, G01S0015890000, G01S0015660000, E21B0007120000	(71) Name of Applicant : 1)ONGC (OIL AND NATURAL GAS CORPORATION LIMITED) Address of Applicant :Deendayal Urja Bhawan 5, Nelson Mandela Marg, Vasant Kunj, New Delhi 110070, India Delhi India
(31) Priority Document No	:NA	(72) Name of Inventor :
(32) Priority Date	:NA	1)RAVI
(33) Name of priority country	:NA	
(86) International Application No	:NA	
Filing Date	:NA	
(87) International Publication No	: NA	
(61) Patent of Addition to Application Number	:NA	
Filing Date	:NA	
(62) Divisional to Application Number	:NA	
Filing Date	:NA	

(57) Abstract :

A blue view system operational via a user interface, comprising a sonar that bounces sound waves off the ocean floor to sensors and converts them to digital images; at least one cage associated with sonar for lowering sonar from the transom of a rig; and a clamp for fastening sonar to drill pipe or tubing available on the rig. A process for utilizing the system for offshore re-entry rig moves, comprising the steps of; deploying the system at a desired location in a specific orientation; clamping sonar to the drill pipe/ tubing, lowered from the transom of the rig; maneuvering rig into the pugmarks using the images obtained by sonar; measuring distances between the transom of the rig to the well mouth using the system and initiating the preloading process; and estimating transverse skidding of rig substructures and cantilever using the lateral distance between drill pipe and well head.



No. of Pages : 16 No. of Claims : 4

(54) Title of the invention : ALPHA LINOLENIC ACID BASED NANOSUSPENSION FOR TREATMENT OF BOVINE MASTITIS

(51) International classification	:A61K0009000000, A61K0031201000, A01J0005013000, A61K0031715000, G01N0033040000	(71) Name of Applicant : 1)DR. GAURAV KAITHWAS Address of Applicant :ROOM NO. 4, DEPARTMENT OF PHARMACEUTICAL SCIENCES, SCHOOL OF BIOMEDICAL AND PHARMACEUTICAL SCIENCES VIDYA VIHAR, BABASAHEB BHIMRAO AMBEDKAR UNIVERSITY (A CENTRAL UNIVERSITY) LUCKNOW UTTAR PRADESH-226025, INDIA Uttar Pradesh India
(31) Priority Document No	:NA	(72) Name of Inventor : 1)DR. GAURAV KAITHWAS 2)MR. RAJNISH KUMAR YADAV
(32) Priority Date	:NA	
(33) Name of priority country	:NA	
(86) International Application No	:NA	
Filing Date	:NA	
(87) International Publication No	: NA	
(61) Patent of Addition to Application	:NA	
Number	:NA	
Filing Date	:NA	
(62) Divisional to Application Number	:NA	
Filing Date	:NA	

(57) Abstract :

The treatment of mastitis is usually majorly depend on antibiotics and NSAIDs. However, antibiotics have several limitation regarding resistance and secreted in milk. So, the natural source treatment is the need of hour for management of mastitis. The current study demonstrates that intra-mammary injection of Alpha Linolenic acid based nanosuspension exhibited antimicrobial, anti-inflammatory, cell death, and restoration of altered lipid synthesis. Alpha Linoleic acid being peripheral analgesic also subsides the pain, providing additional benefit. As evident the proposed formulation had the ability to counter drug resistance and immediately improve the milk quality, which is a usual demerit of conventional regimes. Apparently, anti-inflammatoryv antibacterial, peripheral analgesic properties of Alpha Linolenic acid based nanosuspension could be accounted for the therapeutic efficacy of proposed regime. From the observation of this study, authors can concluded that Alpha Linolenic acid based nanosuspension might help in the development of new therapeutic system for modulating the health of mammary glands in lactating animals.



No. of Pages : 24 No. of Claims : 6

(12) PATENT APPLICATION PUBLICATION

(21) Application No.201911032658 A

(19) INDIA

(22) Date of filing of Application :13/08/2019

(43) Publication Date : 19/02/2021

(54) Title of the invention :A METHOD FOR SYNTHESIZING PURE PHASE SODIUM MANGANESE SILICATE (NA₂MNSIO₄)"

(51) International classification	:H01M0010054000, C01G0053000000, A61K0049040000, C01G0051040000, H01M0004580000	(71) Name of Applicant : 1)INDIAN INSTITUTE OF TECHNOLOGY, ROORKEE Address of Applicant :ROORKEE UTTARAKHAND- 247667, INDIA Uttarakhand India
(31) Priority Document No	:NA	(72) Name of Inventor :
(32) Priority Date	:NA	1)MR. HARISHPAL
(33) Name of priority country	:NA	2)DR. YOGESH KUMAR SHARMA
(86) International Application No	:NA	
Filing Date	:NA	
(87) International Publication No	: NA	
(61) Patent of Addition to Application Number	:NA	
Filing Date	:NA	
(62) Divisional to Application Number	:NA	
Filing Date	:NA	

(57) Abstract :

Present invention provides method for synthesizing sodium manganese silicate useful as a cathode material for sodium ion battery. In accordance to the present invention, Na₂MnSi(>4 has been synthesized with pure phase by a quick, inexpensive, easy and scalable process.



No. of Pages : 14 No. of Claims : 1

(12) PATENT APPLICATION PUBLICATION

(21) Application No.201911032683 A

(19) INDIA

(22) Date of filing of Application :13/08/2019

(43) Publication Date : 19/02/2021

(54) Title of the invention : SWARTARANG - A NEW STRIKING Mallet METALLOPHONE DESIGNED FOR THE INDIAN CLASSROOMS •

(51) International classification	:B23C0003350000, E05B0049000000, G06F0003020000, E05B0019000000, B21D0053420000	(71) Name of Applicant : 1)MUSIKUL EDUCATION PRIVATE LIMITED Address of Applicant :B - 368, 2nd Floor, C.R. Park, New Delhi 110048, India Delhi India
(31) Priority Document No	:NA	(72) Name of Inventor :
(32) Priority Date	:NA	1)MR. SHUBHENDRA RAO
(33) Name of priority country	:NA	2)MRS. SASKIA DE HAAS
(86) International Application No	:NA	
Filing Date	:NA	
(87) International Publication No	: NA	
(61) Patent of Addition to Application Number	:NA	
Filing Date	:NA	
(62) Divisional to Application Number	:NA	
Filing Date	:NA	

(57) Abstract :

The present invention provides an instrument swartarang to compose own music and play different ragas. It has 22 music keys (1-22) space for 13 music keys with higher and lower octave notes to teach children foundation of Indian music. The keys are arranged next to each other in one single row such that the keys are of different height, width, length, weight and are coded in colour, such that a Sa key (1,8) is coded in red, Re key (2, 9, 14, 19) is coded in orange, Ga key (3, 10, 15, 20) is coded in yellow, Ma key (4, 11, 16, 21) is coded in green, Pa key (5,12) is coded in blue, Dha key (6,13,17, 22) is coded in indigo and Ni key (7,18) is coded in violet. The instrument is a combination of Indian music notes and a western methodology.

No. of Pages : 29 No. of Claims : 18

(12) PATENT APPLICATION PUBLICATION

(21) Application No.201911032724 A

(19) INDIA

(22) Date of filing of Application :13/08/2019

(43) Publication Date : 19/02/2021

(54) Title of the invention : A METHOD OF SYNTHESIS OF COPPER (CU) DOPED CERIUM DI-OXIDE (CEO2) NANOPARTICLES

(51) International classification	:B82Y0030000000, A61K0038180000, C09K0011770000, F21V0033000000, B82Y0040000000	(71) Name of Applicant : 1)AMITY UNIVERSITY Address of Applicant :AMITY UNIVERSITY CAMPUS, SECTOR-125 NOIDA UTTAR PRADESH-201313, INDIA Uttar Pradesh India
(31) Priority Document No	:NA	(72) Name of Inventor :
(32) Priority Date	:NA	1)SHALENDRA KUMAR
(33) Name of priority country	:NA	2)KAVITA KUMARI
(86) International Application No	:NA	3)ANKUSH VIJ
Filing Date	:NA	
(87) International Publication No	: NA	
(61) Patent of Addition to Application Number	:NA	
Filing Date	:NA	
(62) Divisional to Application Number	:NA	
Filing Date	:NA	

(57) Abstract :

The present invention provides a Cu doped CeO₂ nanoparticles and its method of synthesis by chemical route. The present invention provides an efficient and cost effective method of synthesis of Cu doped CeO₂ nanoparticle which is optically transparent for visible light and efficiently luminescent in the UV-range.



No. of Pages : 22 No. of Claims : 1

(12) PATENT APPLICATION PUBLICATION

(21) Application No.201911032725 A

(19) INDIA

(22) Date of filing of Application :13/08/2019

(43) Publication Date : 19/02/2021

(54) Title of the invention : A MOTORIZED SHAVING BRUSH

(51) International classification	:B26B0019140000, A46B0011000000, A45D0027040000, A61Q0009020000, B25J0017020000	(71) Name of Applicant : 1)AMITY UNIVERSITY Address of Applicant :AMITY UNIVERSITY CAMPUS, SECTOR-125, NOIDA UTTAR PRADESH-201313, INDIA Uttar Pradesh India
(31) Priority Document No	:NA	(72) Name of Inventor :
(32) Priority Date	:NA	1)PRAKHAR JINDAL
(33) Name of priority country	:NA	2)MANISH KUMAR BHARTI
(86) International Application No	:NA	3)SONIA CHALIA
Filing Date	:NA	
(87) International Publication No	: NA	
(61) Patent of Addition to Application Number	:NA	
Filing Date	:NA	
(62) Divisional to Application Number	:NA	
Filing Date	:NA	

(57) Abstract :

The present invention relates to a motorized shaving brush. A novel shaving brush is proposed that obviates the use of wrist significantly as the required circular motion is achieved through a motor operating on DC power.



No. of Pages : 14 No. of Claims : 1

(54) Title of the invention : DIGITALISED FUEL GAUGE

<p>(51) International classification</p> <p>(31) Priority Document No</p> <p>(32) Priority Date</p> <p>(33) Name of priority country</p> <p>(86) International Application No</p> <p style="padding-left: 20px;">Filing Date</p> <p>(87) International Publication No</p> <p>(61) Patent of Addition to Application Number:</p> <p style="padding-left: 20px;">Filing Date</p> <p>(62) Divisional to Application Number</p> <p style="padding-left: 20px;">Filing Date</p>	<p>:G01F0009000000, G01F0023200000, F02D0041400000, G01F0017000000, F02M0059460000</p> <p>:NA</p> <p>:NA</p> <p>:NA</p> <p>:NA</p> <p>:NA</p> <p>: NA</p> <p>:NA</p> <p>:NA</p> <p>:NA</p> <p>:NA</p>	<p>(71)Name of Applicant :</p> <p>1)RANJEET KUMAR SINGH Address of Applicant :Department of Mechanical Engineering G.L Bajaj Institute of Technology & Management, Greater Noida (U.P) Uttar Pradesh India</p> <p>2)ASHISH GUPTA 3)VISHWA RATAN MISHRA 4)SPARSH JAIN 5)SHRIKANT GARG 6)NAMAN SHROFF</p> <p>(72)Name of Inventor :</p> <p>1)RANJEET KUMAR SINGH 2)ASHISH GUPTA 3)VISHWA RATAN MISHRA 4)SPARSH JAIN 5)SHRIKANT GARG 6)NAMAN SHROFF</p>
--	---	--

(57) Abstract :

Today in this digitized world, if the fuel marker in the vehicles is additionally made advanced it will know the correct measure of fuel accessible in the fuel tank. This project evades a great deal of issues like :- fuel bunks at fuel stations, fuel burglary and keeps us aware of the circumstances where we need to push our vehicles because of suppositions of the level of fuel. Also, it will help us to know the current and accurate mileage of the vehicle easily These days the fuel pointer framework for the bikes are computerized yet they don't show the correct measure of fuel which is available in the tank i.e. they demonstrate the measure of fuel as far as bars and not in numbers or digits like liters or Milliliter. The quantization in the measurement of fuel in vehicles is not in common use. Our project is to create a setup which could do so within economical range. Fuel tank is calibrated with the help of sensor and an interpolating equation is generated, with the help of MATLAB, in between height and volume. This equation is then coded in Arduino uno and with the help of input from the sensors; the volume of fuel can be measured with minimum error. The digital display is intended to be easier to read than the Analog Gauges which are usually found in vehicles. At present, even after paying a huge amount of money at many of the fuel pumps, we don't get the exact amount of fuel as shown by the filling machine and also there are lots of news regarding the fuel pump frauds which leads to corruption. In many cases it has been observed that there is dissimilarity between the amount of fuel displayed on the fuel filling machine and the fuel filled in the tank. Many of the times the fuel filled are less than the displayed value. This is because of the additional electronic arrangements made in the filling machine which give undue benefits to the fuel pump owner. User having analog systems cannot find out the accurate and exact value of the remaining fuel in tank. Therefore, if the fuel indicator in the automobiles is made digital it will help us to know the exact amount of fuel available in the fuel tank. Although contactless methods are more complicated than contact methods but there are lots of sensors available for the fuel level measurement In our project, we have constructed the numerical fuel gauge by using ultrasonic sensors as the sensing unit of fuel gauge. The Ultra-sonic sensor was used because it is inexpensive and takes very little space outside the fuel tank.



No. of Pages : 24 No. of Claims : 7

(54) Title of the invention : A PROCESS TO PREPARE AN ANTIMICROBIAL THERAPEUTIC CONCENTRATE FROM SEAWEED-ASSOCIATED BACTERIUM AND A PRODUCT THEREOF

(51) International classification	:C12N0001200000, A01N0063000000, A61K0035740000, A61K0035000000, A61K0035747000	(71) Name of Applicant : 1)Indian Council of Agricultural Research Address of Applicant :Krishi Bhavan, Dr. Rajendra Prasad Road, New Delhi 110 001, India. Delhi India
(31) Priority Document No	:NA	(72) Name of Inventor :
(32) Priority Date	:NA	1)KAJAL CHAKRABORTY
(33) Name of priority country	:NA	2)VINAYA KIZHAKKEPATT KIZHAKKEKALAM
(86) International Application No	:NA	3)SOUMYA KRISHNAN
Filing Date	:NA	4)MINJU JOY
(87) International Publication No	: NA	
(61) Patent of Addition to Application Number	:NA	
Filing Date	:NA	
(62) Divisional to Application Number	:NA	
Filing Date	:NA	

(57) Abstract :

The present invention titled A process to prepare an antimicrobial therapeutic concentrate from seaweed-associated bacterium and a product thereof discloses a process to prepare an antimicrobial therapeutic composition characterized in that an isolated *Bacillus* sp., particularly marine macroalgae associated Firmicute *Bacillus amyloliquefaciens* MB6 isolated from *Hypnea valentiae*, a mixture of beneficial probiotic microflora along with synergistically supported supplements containing fructooligosaccharides, dextrin, curcuminoids enriched oleoresin, phenolic derivative enriched oleoresin and phenolic derivative enriched water soluble extract from Theaceae and excipients with antibacterial activity against methycillin resistant *Staphylococcus aureus*. The disclosed antimicrobial therapeutic composition comprises of *Bacillus amyloliquefaciens* MB6 cultured in the medium comprising of nutrient mixture along with macroalgae extract containing oligosaccharide (1->4)-0-6-sulfonato-/3-D-galactopyranosyl-(1->3)-3,6-anhydro-cr-Dgalactopyranose. .{1 ->4)-0-(6S03-)-j8-D-Galp-(1 -^3)-cr-AGalp-(1 ->4)-}. The invention further disclosed a method for manufacturing an antimicrobial therapeutic concentrate including the steps of suitable media, substantially isolating the microbial culture from the media, combining spores of *Bacillus amyloliquefaciens* MB6 bacteria with other beneficial probiotic strains and an acceptable carrier, and spray drying the antimicrobial therapeutic concentrate. The antimicrobial therapeutic composition is able to survive gastric pH upto 3 h, and therefore, it can be considered for use in the food preparations for its effective delivery in the system, wherein the formulation satisfy a number of probiotic criteria and in particular for its ability to inhibit pathogens including multidrug resistant pathogens. The present invention also provides a method for preventing the harmful infections caused by food borne pathogens and other multidrug resistant pathogens, such as methycillin resistant *Staphylococcus aureus*, using the antimicrobial therapeutic concentrate. The antimicrobial therapeutic concentrate according to the present invention is useful as a food supplement, for preventing the harmful infections caused by food borne pathogens and other multidrug resistant pathogens, such as methycillin resistant *Staphylococcus aureus*, and additionally is particularly useful for re-establishing beneficial bacteria in the body's intestinal tract.



(12) PATENT APPLICATION PUBLICATION

(21) Application No.201911032751 A

(19) INDIA

(22) Date of filing of Application :13/08/2019

(43) Publication Date : 19/02/2021

(54) Title of the invention : A FUEL FILTER AND WATER SEPARATOR

(51) International classification	:B01D0036000000, F02M0037240000, F02M0037220000, B01D0029210000, B01D0017020000	(71) Name of Applicant : 1)Manjit Kumar Prabhakar Address of Applicant :H.No. 901, Sector -2, Panchkula - 134109, Haryana, India Haryana India
(31) Priority Document No	:NA	(72) Name of Inventor : 1)Manjit Kumar Prabhakar
(32) Priority Date	:NA	
(33) Name of priority country	:NA	
(86) International Application No	:NA	
Filing Date	:NA	
(87) International Publication No	: NA	
(61) Patent of Addition to Application Number	:NA	
Filing Date	:NA	
(62) Divisional to Application Number	:NA	
Filing Date	:NA	

(57) Abstract :

A fuel filter and water separator is disclosed. The fuel filter and water separator is disclosed comprises a spin on fuel filter 1 adapted to be disposed into a bowl 2 to facilitate filtration and water separation from the fuel oil. A metallic pipe 3, adapted to be secured with a cover assembly 4, is provided for facilitating exit of the filtered fuel oil. A compression spring 5 is provided at bottom end of the bowl 2 such that to support and push the spin on fuel filter 1 towards the cover assembly 4 provided to cover top open ends of the filter 1 and bowl 2. A transparent water chamber 6, adapted to be secured with bottom end of the bowl 2, is provided to store the water separated from the fuel oil.



No. of Pages : 18 No. of Claims : 9

(12) PATENT APPLICATION PUBLICATION

(21) Application No.201911032753 A

(19) INDIA

(22) Date of filing of Application :13/08/2019

(43) Publication Date : 19/02/2021

(54) Title of the invention : A WATER HEATING APPLIANCE

(51) International classification	:H05B0003740000, H05B0001020000, F24C0015100000, H01H0037480000, G05D0023275000	(71) Name of Applicant : 1)HAVELLS INDIA LIMITED Address of Applicant :904, 9th Floor, Surya Kiran Building, KG Marg, Connaught Place, New Delhi-110001, Delhi, India Delhi India
(31) Priority Document No	:NA	(72) Name of Inventor :
(32) Priority Date	:NA	1)AMAR MALIK
(33) Name of priority country	:NA	2)SIDDHARTH KUMAR
(86) International Application No	:NA	3)ANOOP SINGH
Filing Date	:NA	4)UPENDRA VISHWAKARMA
(87) International Publication No	: NA	5)VISHESH KUMAR
(61) Patent of Addition to Application Number	:NA	6)AMIT KUMAR
Filing Date	:NA	
(62) Divisional to Application Number	:NA	
Filing Date	:NA	

(57) Abstract :

The present subject matter relates to a water heating appliance 100 and configuration of its internal components. The water heating appliance 100 includes a heating element 102, a sensor tube 104 and a combined thermostat and thermal cut-out device 110. The combined thermostat and thermal cut-out device 110 comprises a thermostat sensing bulb 106(a) and a thermal cut-out sensing bulb 108(a) and a spacer (109) configured inside the sensor tube 104.



No. of Pages : 20 No. of Claims : 13

(12) PATENT APPLICATION PUBLICATION

(21) Application No.201911032800 A

(19) INDIA

(22) Date of filing of Application :13/08/2019

(43) Publication Date : 19/02/2021

(54) Title of the invention : METHOD AND SYSTEM OF FILE ENCRYPTION AND DECRYPTION ON AN EXTERNAL DEVICE BASED ON MULTIPLE KEYS

(51) International classification	:G06F0021620000, H04N0021610000, H04L0009000000, G06F0016130000, H04L0009140000	(71) Name of Applicant : 1)National Institute of Technology, Kurukshetra Address of Applicant :National Institute of Technology Kurukshetra, Kurukshetra-136119, Haryana, India Haryana India
(31) Priority Document No	:NA	(72) Name of Inventor :
(32) Priority Date	:NA	1)CHHABRA, Jitender Kumar
(33) Name of priority country	:NA	2)Bharat
(86) International Application No	:NA	3)KUMAR, Vinay
Filing Date	:NA	4)SINGH, Manpreet
(87) International Publication No	: NA	
(61) Patent of Addition to Application Number:	:NA	
Filing Date	:NA	
(62) Divisional to Application Number	:NA	
Filing Date	:NA	

(57) Abstract :

The present invention discloses a method of encrypting data on a device by reading a file directly from the physical storage unit on the device without interacting with drivers of an operating system. A list of predefined dummy-keys is generated based on a predefined pattern and a dummy-file containing the dummy-keys is created. The file is read from the device cluster by cluster and encryption-key is generated by accessing the dummy-file. The encrypted data is generated by encrypting each byte of each of the cluster of the physical storage unit using the encryption-key as well as succeeding data byte and an encrypted file is generated by replacing the file on the device with the encrypted data.

No. of Pages : 29 No. of Claims : 8

(12) PATENT APPLICATION PUBLICATION

(21) Application No.201911032819 A

(19) INDIA

(22) Date of filing of Application :13/08/2019

(43) Publication Date : 19/02/2021

(54) Title of the invention : A SYSTEM AND METHOD FOR THERMAL MANAGEMENT OF AN INTERNAL COMBUSTION ENGINE

(51) International classification	:F02B0029040000, F02D0041000000, F02M0035100000, F02M0026280000, F02M0031040000	(71) Name of Applicant : 1)Daimler AG Address of Applicant :70546 Stuttgart, Germany. Germany
(31) Priority Document No	:NA	(72) Name of Inventor : 1)Mr. Stefan Kuenzel
(32) Priority Date	:NA	
(33) Name of priority country	:NA	
(86) International Application No	:NA	
Filing Date	:NA	
(87) International Publication No	: NA	
(61) Patent of Addition to Application Number	:NA	
Filing Date	:NA	
(62) Divisional to Application Number	:NA	
Filing Date	:NA	

(57) Abstract :

A thermal management system 100 for an IC engine is disclosed, comprising an exhaust gas recirculation (EGR) cooler 114 to cool engine exhaust gas tapped from the exhaust gas intake side of a turbocharger 104 for mixing with intake air; and a diverting means downstream of the compressed air outlet of the turbocharger 104, to selectively feed the intake air to the EGR cooler 114, bypassing the charge air cooler (CAC) 110. The diverting means is actuated during low ambient temperature to selectively feed at least a part of the intake air to bypass the CAC 110 to maintain a desired temperature of intake air at the intake manifold 102 of the engine. By controlling the quantity of diverted intake air, the temperature of the intake air mixture at the intake manifold 102 can be maintained within an optimum temperature range.



No. of Pages : 17 No. of Claims : 10

(12) PATENT APPLICATION PUBLICATION

(21) Application No.201911032821 A

(19) INDIA

(22) Date of filing of Application :13/08/2019

(43) Publication Date : 19/02/2021

(54) Title of the invention : PROBIOTIC DRINK AND PROCESS FOR THE PREPARATION THEREOF

(51) International classification	:A23L0033135000, A61K0035747000, C12N0001200000, A23L0007104000, A23C0009123000	(71) Name of Applicant : 1)Shoolini University of Biotechnology and Management Sciences Address of Applicant :Bajhol, PO Sultanpur, Distt. Solan 173229, Himachal Pradesh, India Himachal Pradesh India
(31) Priority Document No	:NA	(72) Name of Inventor :
(32) Priority Date	:NA	1)Mohammad Adil
(33) Name of priority country	:NA	2)Dinesh Kumar
(86) International Application No	:NA	
Filing Date	:NA	
(87) International Publication No	: NA	
(61) Patent of Addition to Application Number	:NA	
Filing Date	:NA	
(62) Divisional to Application Number	:NA	
Filing Date	:NA	

(57) Abstract :

A probiotic drink and process for the preparation thereof is disclosed. Probiotic drink comprises 70 85 % by weight buckwheat extract and 3 7 % v/v starter culture of Lactobacillus rhamnosus culture / bacteria, having a cell count of about 1011 CFU / ml and 15 25 % by weigh of flavouring compound.

No. of Pages : 11 No. of Claims : 6

(12) PATENT APPLICATION PUBLICATION

(21) Application No.201911032835 A

(19) INDIA

(22) Date of filing of Application :14/08/2019

(43) Publication Date : 19/02/2021

(54) Title of the invention : AN AUTOMATIC HEIGHT ADJUSTABLE FOOTWEAR WITH PHYSICAL PARAMETER AND ACTIVITY ANALYSIS MECHANISM OF THE USER.

(51) International classification	:A43B0003240000, A43B0007380000, A43B0003000000, A43B0021420000, A61C0013000000	(71)Name of Applicant : 1)DR. SURJEET DALAL Address of Applicant :ASSOCIATE PROFESSOR, DEPT. OF CSE. SRM UNIVERSITY, 3706A, SECTOR-15 SONEPAT HARYANA-131001, INDIA Haryana India
(31) Priority Document No	:NA	2)DR. NEERAJ DAHIYA
(32) Priority Date	:NA	3)DR. VIVEK JAGLAN
(33) Name of priority country	:NA	4)AKSHAT AGARWAL
(86) International Application No	:NA	(72)Name of Inventor :
Filing Date	:NA	1)DR. SURJEET DALAL
(87) International Publication No	: NA	2)DR. NEERAJ DAHIYA
(61) Patent of Addition to Application Number	:NA	3)DR. VIVEK JAGLAN
Filing Date	:NA	4)AKSHAT AGARWAL
(62) Divisional to Application Number	:NA	
Filing Date	:NA	

(57) Abstract :

This invention illustrated a design and working of a footwear with automatic heel adjustable design with health monitoring and walking method so as to analyze the comfort of the user and to instruct the heel size and the method of walking which needs to be adopted to avoid any form of physical discomfort. The shoe is made to self- analyze the heel position and to inform the user the suitable height along with the facility to obtain command from the user using any computing device to which the footwear is linked. The footwear has been equipped with odour free and anti-fungal property to maintain hygiene so as to make it wearable for all the events. As the height of the heel is adjustable the footwear can be worn for jogging and even in parties as the heels can be shrunk to zero and can be extended to frill elegant size. The sole has been provisioned with tracking mechanism to locate the user in case the user is lost.

No. of Pages : 22 No. of Claims : 7

(12) PATENT APPLICATION PUBLICATION

(21) Application No.201911032836 A

(19) INDIA

(22) Date of filing of Application :14/08/2019

(43) Publication Date : 19/02/2021

(54) Title of the invention : METHOD AND SYSTEM OF TERRAIN LAND COVER CLASSIFICATION

(51) International classification	:A61F0013513000, G01V0001340000, G06K0009460000, G01C0007020000, G06T0007130000	(71) Name of Applicant : 1)Chairman, Defence Research And Development Organisation (DRDO) Address of Applicant :Ministry Of Defence, Govt. of India, Room No. 348, B- Wing, DRDO Bhawan, Rajaji Marg, New Delhi-110011, India Delhi India
(31) Priority Document No	:NA	(72) Name of Inventor :
(32) Priority Date	:NA	1)BORANA, Sohan Lal
(33) Name of priority country	:NA	2)YADAV, Shailesh Kumar
(86) International Application No	:NA	3)PATURKAR, Raghvendra Trimbak
Filing Date	:NA	
(87) International Publication No	: NA	
(61) Patent of Addition to Application Number:	NA	
Filing Date	:NA	
(62) Divisional to Application Number	:NA	
Filing Date	:NA	

(57) Abstract :

The present invention relates to a method and a system of terrain land cover classification. In an embodiment, the method includes receiving user-input indicative of at least one base image of a terrain and an area of interest on the at least one base image. The method includes obtaining the at least one base image of a terrain based on the user-input. The method includes classifying a plurality of land cover features present in the at least one base image based on pixels of the at least one image and learned data to generate a plurality of land cover classification maps corresponding to the area of interest. The method includes generating and displaying an output image comprising of the at least one base image in conjunction with each of the plurality of land cover classified feature highlighted with a designated colour based on spectral band ratio combinations corresponding to the plurality of land cover classification maps.



No. of Pages : 30 No. of Claims : 9

(12) PATENT APPLICATION PUBLICATION

(21) Application No.201911032850 A

(19) INDIA

(22) Date of filing of Application :14/08/2019

(43) Publication Date : 19/02/2021

(54) Title of the invention : SOLAR TREE

(51) International classification	:H02S0010120000, F03G0006060000, H02J0007350000, F03G0006000000, F03D0009000000	(71) Name of Applicant : 1)VIPIN SHARMA Address of Applicant :FIVE, SHIVAM VIHAR, DAYALBAGH, AGRA UTTAR PRADESH-282005, INDIA Uttar Pradesh India
(31) Priority Document No	:NA	(72) Name of Inventor :
(32) Priority Date	:NA	1)VIPIN SHARMA
(33) Name of priority country	:NA	
(86) International Application No	:NA	
Filing Date	:NA	
(87) International Publication No	: NA	
(61) Patent of Addition to Application Number:	NA	
Filing Date	:NA	
(62) Divisional to Application Number	:NA	
Filing Date	:NA	

(57) Abstract :

This innovation is in the field of renewable energy, which would present a sustainable design for the generation of electricity through solar plants with conservation of water and recharging of ground water through rain water harvesting and generating space for social activities like housing, schooling, parking space etc. It also has an optional setup for placing bladeless wind turbine over the top of the solar tree. Therefore the basic theory involves combining the benefits of solar power plant, bladeless win turbine with rain water harvesting and using them for public utilities.



No. of Pages : 12 No. of Claims : 10

(12) PATENT APPLICATION PUBLICATION

(21) Application No.201911032851 A

(19) INDIA

(22) Date of filing of Application :14/08/2019

(43) Publication Date : 19/02/2021

(54) Title of the invention : OPTICAL FIBER RIBBON STACK WITH SQUARE SHAPED CONFIGURATION

(51) International classification :G02B0006440000,
C03C0025106000,
G02B0006360000,
G01L0001240000,
G02B0006380000

(31) Priority Document No :NA
(32) Priority Date :NA
(33) Name of priority country :NA
(86) International Application No :NA
Filing Date :NA
(87) International Publication No : NA
(61) Patent of Addition to Application Number :NA
Filing Date :NA
(62) Divisional to Application Number :NA
Filing Date :NA

(71)**Name of Applicant :**
1)Sterlite Technologies Limited
Address of Applicant :House No. IFFCO Tower, 3rd Floor,
Plot No.3, Street Sector 29 City Gurgaon State Haryana Country
India Pin code 122002 Haryana India

(72)**Name of Inventor :**
1)Sravan Kumar
2)Hemanth Kondapalli

(57) Abstract :

ABSTRACT ARRANGEMENT OF OPTICAL FIBRE RIBBON STACK AND AN OPTICAL FIBRE RIBBON THEREOF The present disclosure provides an optical fibre ribbon (100) with one or more base access. The optical fibre ribbon (100) includes a plurality of optical fibres (102), a coating layer (104) bonding the plurality of optical fibres (102), and a slit (106). The slit in the optical fibre ribbon is made between two optical fibres of the plurality of the optical fibres. The optical fibre ribbon (100) has flat surface on top and corrugated surface in bottom. The coating layer is a layer of matrix material. The coating layer (104) is made of single layer of matrix material. FIG. 1

No. of Pages : 50 No. of Claims : 17

(12) PATENT APPLICATION PUBLICATION

(21) Application No.201911032852 A

(19) INDIA

(22) Date of filing of Application :14/08/2019

(43) Publication Date : 19/02/2021

(54) Title of the invention : OPTICAL FIBER RIBBON CABLE

(51) International classification :G02B0006440000,
H04B0010400000,
G11C0005040000,
H01R0012670000,
A46B0015000000

(31) Priority Document No :NA
(32) Priority Date :NA
(33) Name of priority country :NA
(86) International Application No :NA
Filing Date :NA
(87) International Publication No : NA
(61) Patent of Addition to Application Number :NA
Filing Date :NA
(62) Divisional to Application Number :NA
Filing Date :NA

(71)**Name of Applicant :**
1)Sterlite Technologies Limited
Address of Applicant :Sterlite Technologies Limited Indian
India House No.IFFCO Tower, 3rd Floor, Plot No.3,State
Haryana Country India Pin code 122002 Haryana India

(72)**Name of Inventor :**
1)Sravan Kumar
2)Kishore Chandra Sahoo
3)Hemanth Kondapalli
4)Atulkumar Mishra
5)Vikash Shukla

(57) Abstract :

ABSTRACT OPTICAL FIBRE RIBBON CABLE The present disclosure provides an optical fibre ribbon (100). The optical fibre ribbon (100) includes a plurality of optical fibres (104) bonded with a matrix material (102). The matrix material (102) is applied along a longitudinal length of the plurality of optical fibres (104). Further, the plurality of optical fibres (104) is defined by a geometrical centre and diameter. Furthermore, the plurality of optical fibres (104) has a predefined distance (P) between geometrical centres (106, 108) of any two adjacent optical fibres of the plurality of optical fibres (104). Moreover, the predefined distance (P) between geometrical centres (106, 108) of any two adjacent optical fibres of the plurality of optical fibres (104) is less than 200 microns. FIG. 1

No. of Pages : 23 No. of Claims : 11

(12) PATENT APPLICATION PUBLICATION

(21) Application No.201911032880 A

(19) INDIA

(22) Date of filing of Application :14/08/2019

(43) Publication Date : 19/02/2021

(54) Title of the invention : HYBRID ELECTROCHEMICAL SPARK DISCHARGE MACHINE

(51) International classification	:B23H0005020000, B23H0001000000, B23H0009000000, B23H0007280000, B23H0001060000	(71) Name of Applicant : 1)MANNA DR. ALAKESH Address of Applicant :606, PEC CAMPUS SECTOR-12 CHANDIGARH U.T. (CHANDIGARH)-160012, INDIA Chandigarh India
(31) Priority Document No	:NA	(72) Name of Inventor :
(32) Priority Date	:NA	1)MANNA DR. ALAKESH
(33) Name of priority country	:NA	2)VERMA DR. MUKESH
(86) International Application No	:NA	
Filing Date	:NA	
(87) International Publication No	: NA	
(61) Patent of Addition to Application Number	:NA	
Filing Date	:NA	
(62) Divisional to Application Number	:NA	
Filing Date	:NA	

(57) Abstract :

An electrochemical spark discharge machine (ECDM) is capable for machining of electrically nonconductive materials such as ceramics, soda lime glass, borosilicate glass, quartz, plastics composites etc. It is a hybrid machine and process involves a complex combination of the electrochemical reaction and electro-discharge action. The material is machined by a tool electrode whose motion is controlled by servo mechanism. Machine has an electrochemical cell consists of tool (i.e. electrode) and an auxiliary electrode (made of conductive material) dipped in electrolyte. The DC power is supplied between the electrodes thereby electrochemical reaction takes place. The electrochemical reaction helps to generate the positively charged gas bubbles and electric discharge breakdown the insulating layer of the generated gas bubbles. The material removal takes place due to mechanical erosion, melting and vaporisation of workpiece material.



No. of Pages : 19 No. of Claims : 6

(54) Title of the invention : AN AUTOMATED LEARNING PLATFORM OF A CONTENT PROVIDER AND METHOD THEREOF

(51) International classification	:G06K0009460000, G06F0016583000, G06T0007000000, G06K0009720000, H04N0021810000	(71) Name of Applicant : 1)Samsung Electronics Co., Ltd. Address of Applicant :129, Samsung-Ro, YeongtongGu, Suwon-Si, Gyeonggi-Do, 16677, Republic of Korea
(31) Priority Document No	:NA	(72) Name of Inventor :
(32) Priority Date	:NA	1)Ashwini Kumar
(33) Name of priority country	:NA	2)Nikhil Verma
(86) International Application No	:NA	3)Anil Kumar
Filing Date	:NA	
(87) International Publication No	: NA	
(61) Patent of Addition to Application Number	:NA	
Filing Date	:NA	
(62) Divisional to Application Number	:NA	
Filing Date	:NA	

(57) Abstract :

The present invention discloses an automated learning platform (100) of a content provider. The system (100) includes a database (116), an image processing unit (106), and a server (118). The database (116) stores data related to visual marks, features of the visual marks, a set of discriminating instances, position of region of interest, and pre-defined threshold values. The image processing unit (106) includes a detection module (108), a determination module (110), and a feature generation module (112). The detection module (108) detects frames from a primary display device (202). The determination module (110) extracts a static visual area, and determine a visual mark. The feature generation module (112) generates discriminating features of the visual mark. The server (118) maps the discriminating features with the stored data, identifies at least one closest visual mark, and transmits the updated visual mark and the discriminating features to the secondary display devices (208).



No. of Pages : 55 No. of Claims : 34

(12) PATENT APPLICATION PUBLICATION

(21) Application No.201911032916 A

(19) INDIA

(22) Date of filing of Application :14/08/2019

(43) Publication Date : 19/02/2021

(54) Title of the invention :ALUMINUM CONDUCTOR FIBER REINFORCED ELECTRICAL OVERHEAD CONDUCTOR"

(51) International classification	:H01B0005100000, H01B0001020000, G02B0006440000, C08J0005240000, D01F0009140000	(71) Name of Applicant : 1)Tokyo Rope International Inc. Address of Applicant :3-6-2 Nihonbashi, Chuo-ku, Tokyo, Japan, 103-8306. Japan
(31) Priority Document No	:NA	(72) Name of Inventor : 1)Ryuta Ogoshi
(32) Priority Date	:NA	
(33) Name of priority country	:NA	
(86) International Application No	:NA	
Filing Date	:NA	
(87) International Publication No	: NA	
(61) Patent of Addition to Application Number	:NA	
Filing Date	:NA	
(62) Divisional to Application Number	:NA	
Filing Date	:NA	

(57) Abstract :

The present disclosure provides an electrical overhead conductor (102) for better transmission and less sag. The electrical overhead conductor (102) is an aluminum conductor fiber reinforced conductor. The electrical overhead conductor (102) includes a stranded carbon fiber core (104). In addition, the electrical overhead conductor (102) includes one or more layers of annealed aluminum wire (108). The stranded carbon fiber core (104) includes a plurality of carbon fibers (106) and a polymer resin matrix. The plurality of carbon fibers (106) is embedded inside the polymer resin matrix. The one or more layers of annealed aluminum wire (108) surround the stranded carbon fiber core (104).

No. of Pages : 21 No. of Claims : 10

(54) Title of the invention : WHEELCHAIR BRAKE SYSTEM

<p>(51) International classification</p> <p>(31) Priority Document No</p> <p>(32) Priority Date</p> <p>(33) Name of priority country</p> <p>(86) International Application No</p> <p style="padding-left: 20px;">Filing Date</p> <p>(87) International Publication No</p> <p>(61) Patent of Addition to Application Number</p> <p style="padding-left: 20px;">Filing Date</p> <p>(62) Divisional to Application Number</p> <p style="padding-left: 20px;">Filing Date</p>	<p>:A61G0005100000, A61G0005120000, A61G0005080000, B63B0035790000, E03D0005040000</p> <p>:NA</p> <p>:NA</p> <p>:NA</p> <p>:NA</p> <p>:NA</p> <p>: NA</p> <p>:NA</p> <p>:NA</p> <p>:NA</p> <p>:NA</p> <p>:NA</p> <p>:NA</p>	<p>(71)Name of Applicant : 1)YOU, Young Bae Address of Applicant :52-45, Gwonyul-ro 1253beon-gil, Baekseok-eup, Yangju-si, Gyeonggi-do 11517, Korea Republic of Korea</p> <p>(72)Name of Inventor : 1)YOU, Young Bae</p>
---	---	--

(57) Abstract :

The present invention relates to a wheelchair brake system, and more particularly to a wheelchair brake system which is in a brake lock mode as usual as when a user stands up from a wheelchair, but automatically releases a brake only if a user sits down on the wheelchair and the safety device is fastened, thereby preventing a user from getting hurt from a fall at a moment when the user sits down on and stands up from the wheelchair.



No. of Pages : 41 No. of Claims : 5

(12) PATENT APPLICATION PUBLICATION

(21) Application No.201911032978 A

(19) INDIA

(22) Date of filing of Application :14/08/2019

(43) Publication Date : 19/02/2021

(54) Title of the invention :A METHOD AND SYSTEM FOR REPORTING CHANNEL STATE INFORMATION"

(51) International classification	:H04W0024100000, H04W0072040000, H04L0001240000, H04L0001000000, G01T0001200000	(71) Name of Applicant : 1)NEC Corporation Address of Applicant :7-1, Shiba 5-chome, Minato-ku, Tokyo 108-8001, Japan Japan
(31) Priority Document No	:NA	(72) Name of Inventor :
(32) Priority Date	:NA	1)Venkatarao Gonuguntla
(33) Name of priority country	:NA	2)Hisashi Futaki
(86) International Application No	:NA	3)Tetsu Ikeda
Filing Date	:NA	4)Sadafuku Hayashi
(87) International Publication No	: NA	
(61) Patent of Addition to Application Number	:NA	
Filing Date	:NA	
(62) Divisional to Application Number	:NA	
Filing Date	:NA	

(57) Abstract :

This present invention provides a mechanism to classify CSI report(s) into valid/partially valid/invalid CSI report(s) by defining a new CSI evaluation methodology. The present invention also introduces a new UE behavior of sending different (valid/partially valid/invalid) type of CSI report to inform the gNB about the TCI state known status at the UE. The present invention also introduces an implicit or explicit signaling method to inform the type of CSI report to the gNB. The present invention also discloses new UE behavior of skipping CSI reports between partially valid/invalid CSI report and valid CSI report during TCI state switching/SCell activation.



No. of Pages : 51 No. of Claims : 28

(54) Title of the invention : IMMERSIVE DISPLAY SYSTEM AND METHOD THEREOF

(51) International classification	:G06T0019000000, G06F0003160000, G06F0003048400, H04N0009310000, G02B0027000000	(71) Name of Applicant : 1)Samsung Electronics Co., Ltd. Address of Applicant :129, Samsung-Ro, YeongtongGu, Suwon-Si, Gyeonggi-Do, 16677, Republic of Korea Republic of Korea
(31) Priority Document No	:NA	(72) Name of Inventor :
(32) Priority Date	:NA	1)Sumit Panwar
(33) Name of priority country	:NA	2)Mayur Aggarwal
(86) International Application No	:NA	3)Yogesh Kumar
Filing Date	:NA	4)Gurminder Singh
(87) International Publication No	: NA	5)Hoseon Kim
(61) Patent of Addition to Application Number	:NA	6)Niyaz N
Filing Date	:NA	
(62) Divisional to Application Number	:NA	
Filing Date	:NA	

(57) Abstract :

An immersive display system (100) is provided. The immersive display system (100) fetches an image and determines external media elements based on the image. The immersive display system (100) renders the external media elements along with the image to provide and immersive display experience to a user.



No. of Pages : 101 No. of Claims : 63

(54) Title of the invention : INTELLIGENT SATELLITE TO DETECTION THE OBJECT AT LOCATION

(51) International classification	:H04B0007185000, H04W0012060000, G06F0021880000, H01L0023000000, G04R0020060000	(71)Name of Applicant : 1)DR. ARPIT JAIN Address of Applicant :6/138, JAWAHAR PARK, BEHAT ROAD, SAHARANPUR,UP. 247001, INDIA E mail: dr.jainarpit@gmail.com Uttar Pradesh India 2)MR. PRANAV SHANKARRAO PISE 3)VAISHNAVI WARE 4)MS. URMILA DATTATRAY DESHMUKH 5)DR. SHADAB ADAM PATTEKARI 6)PROF.(DR.) S. B. CHORDIYA
(31) Priority Document No	:NA	(72)Name of Inventor : 1)DR. ARPIT JAIN 2)MR. PRANAV SHANKARRAO PISE 3)VAISHNAVI WARE 4)MS. URMILA DATTATRAY DESHMUKH 5)DR. SHADAB ADAM PATTEKARI 6)PROF.(DR.) S. B. CHORDIYA
(32) Priority Date	:NA	
(33) Name of priority country	:NA	
(86) International Application No	:NA	
Filing Date	:NA	
(87) International Publication No	: NA	
(61) Patent of Addition to Application	:NA	
Number	:NA	
Filing Date	:NA	
(62) Divisional to Application Number	:NA	
Filing Date	:NA	

(57) Abstract :

The InventionI-SATELLITE" disclosure describe tracking user object, device when misplaced or stolen. The inventionI-SATELLITE" is configured for enabling location of device using memory address or (security no.) given to the chip. The chip is fitted into the motherboard of device so that no one can remove it from the device. The address of chip is directly connected to satellite, so that accessing the location of device would get much easier. As the satellite is on higher altitude the fetching of location would be within some hours or minutes.



No. of Pages : 15 No. of Claims : 5

(12) PATENT APPLICATION PUBLICATION

(21) Application No.201911033041 A

(19) INDIA

(22) Date of filing of Application :16/08/2019

(43) Publication Date : 19/02/2021

(54) Title of the invention : PICRO (MEDICINE OF JAUNDICE)

(51) International classification	:A61B0005103000, A61M0001360000, A61B0005060000, A61L0015420000, A61L0015220000	(71) Name of Applicant : 1)SAGAR NIGAM Address of Applicant :B-701, GH 02/B, SECTOR-77 NOIDA (U.P)-201301, INDIA Uttar Pradesh India
(31) Priority Document No	:NA	(72) Name of Inventor :
(32) Priority Date	:NA	1)SAGAR NIGAM
(33) Name of priority country	:NA	
(86) International Application No	:NA	
Filing Date	:NA	
(87) International Publication No	: NA	
(61) Patent of Addition to Application Number	:NA	
Filing Date	:NA	
(62) Divisional to Application Number	:NA	
Filing Date	:NA	

(57) Abstract :

PICRO MEDICINE IS AYURVEDA MEDICINE. THIS MEDICINE IS A JAUNDICE MEDICINE. IT WORKS IN PATIENTS BODY WITHIN 48 HOURS. THERE ARE TWO COMPONENTS IN PICRO MEDICINE

No. of Pages : 6 No. of Claims : 6

(12) PATENT APPLICATION PUBLICATION

(21) Application No.201911033198 A

(19) INDIA

(22) Date of filing of Application :16/08/2019

(43) Publication Date : 19/02/2021

(54) Title of the invention : SINGLE STRANDED DNA APTAMERS AS OLIGOPROBES FOR SPECIFIC DETECTION OF YERSINIA ENTEROCOLITICA

(51) International classification	:C12N0015115000, G01N0033530000, C07K0014240000, C12N0009160000, C12N0015110000	(71) Name of Applicant : 1)CHAIRMAN, DEFENCE RESEARCH & DEVELOPMENT ORGANISATION Address of Applicant :Ministry of Defence, Govt. of India, Room No 348, B-Wing, DRDO Bhawan, Rajaji Marg, New Delhi 110 011, India Delhi India
(31) Priority Document No	:NA	(72) Name of Inventor :
(32) Priority Date	:NA	1)JAYAKRISHNAN, Achuth
(33) Name of priority country	:NA	2)MANOHARAN, Renuka Ramalingam
(86) International Application No	:NA	3)KRISHNA, Kadirvelu
Filing Date	:NA	
(87) International Publication No	: NA	
(61) Patent of Addition to Application Number	:NA	
Filing Date	:NA	
(62) Divisional to Application Number	:NA	
Filing Date	:NA	

(57) Abstract :

The present disclosure discloses aptamers capable of binding to Yersinia enterocolitica, wherein the aptamer has a nucleic acid sequence having at least 90% identity to a nucleic acid sequence selected from a group consisting of SEQ ID NO: 1, SEQ ID NO: 2, SEQ ID NO:3, and SEQ ID NO: 4. The aptamer as disclosed herein binds to Yersinia enterocolitica with a dissociation constant in a range of 5- 35 nM. Also, a method for preparing aptamer has been disclosed herein. The present disclosure also provides a method for detecting presence of Yersinia enterocolitica in a sample.



No. of Pages : 69 No. of Claims : 13

(12) PATENT APPLICATION PUBLICATION

(21) Application No.201911033206 A

(19) INDIA

(22) Date of filing of Application :16/08/2019

(43) Publication Date : 19/02/2021

(54) Title of the invention : A SYSTEM, SMART WALKING STICK AND METHOD FOR GUIDING A USER

(51) International classification	:A61H0003060000, B62D0015020000, A61H0003040000, B64D0045000000, G01C0021200000	(71) Name of Applicant : 1)Chitkara Innovation Incubator Foundation Address of Applicant :SCO: 160-161, Sector -9c, Madhya Marg, Chandigarh- 160009, India. Chandigarh India
(31) Priority Document No	:NA	(72) Name of Inventor :
(32) Priority Date	:NA	1)KUMAR, Ashok
(33) Name of priority country	:NA	2)BHUSHAN, Megha
(86) International Application No	:NA	3)KANUPRIYA
Filing Date	:NA	4)SHARMA, Shagun
(87) International Publication No	: NA	5)NANDA, Mamta
(61) Patent of Addition to Application Number	:NA	
Filing Date	:NA	
(62) Divisional to Application Number	:NA	
Filing Date	:NA	

(57) Abstract :

The present disclosure provides a system, smart walking stick and method for guiding a user. The system includes: a walking stick; wheels fitted to walking stick; a rotary device operatively coupled to wheels, and configured to control steering and movement of wheels; a recording unit attached to walking stick, and configured to record surrounding premises of user to generate data packets in real-time; and a control unit operatively coupled to recording unit. The control unit is configured to: identify obstacles selected from any of static obstacles and dynamic obstacles based on generated data packets; obtain attributes associated with identified attributes; control direction of rotation of rotary device to control steering and movement of the wheels based on obtained attributes of identified obstacles; and guide user holding walking stick to an obstacle free path based on controlling of wheels to prevent collision of user with identified obstacles.



No. of Pages : 32 No. of Claims : 10

(12) PATENT APPLICATION PUBLICATION

(21) Application No.201911033207 A

(19) INDIA

(22) Date of filing of Application :16/08/2019

(43) Publication Date : 19/02/2021

(54) Title of the invention : METHOD FOR PREPARING A FORMULATION TO REDUCE PAIN TO PATIENT

(51) International classification	:A61K0036480000, C10G0032020000, A61K0031541500, G01N0033500000, A61K0031551000	(71) Name of Applicant : 1)Chitkara Innovation Incubator Foundation Address of Applicant :SCO: 160-161, Sector -9c, Madhya Marg, Chandigarh- 160009, India. Chandigarh India
(31) Priority Document No	:NA	(72) Name of Inventor :
(32) Priority Date	:NA	1)BHATIA, Tarandeep Kaur
(33) Name of priority country	:NA	2)BHATIA, Kulpreet Kaur
(86) International Application No	:NA	3)BHATIA, Harmeet Singh
Filing Date	:NA	4)K.R. RAMKUMAR
(87) International Publication No	: NA	
(61) Patent of Addition to Application Number	:NA	
Filing Date	:NA	
(62) Divisional to Application Number	:NA	
Filing Date	:NA	

(57) Abstract :

A method for preparing a formulation to reduce pain at a site in human/animal is disclosed. The method includes steps of: exposing a predetermined quantity of a vegetable oil present in a container to sunlight for a first period of time, wherein the exposure enhances viscosity of the oil and reduces losing of nutrients, minerals etc. properties of the oil; placing the container in a dark place for a second period of time such that solar energy is absorbed by the oil properly, and the container is placed in cool place for a predefined time during second period of time; exposing container with oil to magnetic materials for a third period of time to transfer magnetic attributes and magnetic energy to oil via container; and placing container in cool place for a fourth period of time to form as formulation and to improve lifetime of formulation.

No. of Pages : 23 No. of Claims : 6

(12) PATENT APPLICATION PUBLICATION

(21) Application No.201911033208 A

(19) INDIA

(22) Date of filing of Application :16/08/2019

(43) Publication Date : 19/02/2021

(54) Title of the invention : ELECTRIC SHOCK PRODUCING FOOTWEAR

(51) International classification :H03K0017960000,
A43B0003000000,
F41H0013000000,
F41B0015040000,
H05B0033080000

(31) Priority Document No :NA
(32) Priority Date :NA
(33) Name of priority country :NA
(86) International Application No :NA
Filing Date :NA
(87) International Publication No : NA
(61) Patent of Addition to Application
Number :NA
Filing Date :NA
(62) Divisional to Application Number :NA
Filing Date :NA

(71)Name of Applicant :

1)Chitkara Innovation Incubator Foundation

Address of Applicant :SCO: 160-161, Sector -9c, Madhya
Marg, Chandigarh- 160009, India. Chandigarh India

(72)Name of Inventor :

1)SALIK, Mir Mohammad

2)AHMAD, Aijaz

3)SALUJA, Nitin Kumar

4)AHUJA, Sachin

(57) Abstract :

The present disclosure relates to footwear, and more specifically, to an electric shock footwear or smart footwear that generates an electric shock and passes to an assailant or an aggressor when brought in touch with the body of the assailant or aggressor. The proposed smart footwear or an electric shock producing shoe or electric shock footwear or electric shock producing footwear 100 having a shoe outsole 102. The electric shock producing shoe 100 includes a power source 104, a touch switch 106, and an electric shock head 108. The power source 104 operably connected the touch switch 106. The electric shock head 108 placed in a heel 110 of the shoe outsole 102 of the shoe.



No. of Pages : 16 No. of Claims : 10

(12) PATENT APPLICATION PUBLICATION

(21) Application No.201911033209 A

(19) INDIA

(22) Date of filing of Application :16/08/2019

(43) Publication Date : 19/02/2021

(54) Title of the invention : ELECTRONIC DOCUMENT MANAGEMENT DEVICE, SYSTEM AND METHOD THEREOF

(51) International classification	:G06F0016930000, G09G0005260000, H04W0004380000, B60T0007120000, H04W0004120000	(71) Name of Applicant : 1)Chitkara Innovation Incubator Foundation Address of Applicant :SCO: 160-161, Sector -9c, Madhya Marg, Chandigarh- 160009, India. Chandigarh India
(31) Priority Document No	:NA	(72) Name of Inventor :
(32) Priority Date	:NA	1)BHATTI, Jasdev
(33) Name of priority country	:NA	2)KAKKAR, Mohit Kumar
(86) International Application No	:NA	3)KAUR, Manpreet
Filing Date	:NA	4)SETHI, Amitoj Singh
(87) International Publication No	: NA	5)GUJRAL, Bhavneet Singh
(61) Patent of Addition to Application Number	:NA	6)CHACHRA, Satvik
Filing Date	:NA	
(62) Divisional to Application Number	:NA	
Filing Date	:NA	

(57) Abstract :

The present disclosure relates to an electronic document management device, system and method for storing, requesting and accessing all vehicle-related documents. An aspect of the present disclosure relates to an electronic device 502. The electronic device 502 includes a non-transitory medium with a computer readable program code embodied therein. The computer readable program code for execution by one or more processors 504 configures the electronic device to receive one or more first set of trigger inputs. The electronic device 502 access one or more remote database comprising a non-personalized electronic documents and a personalized electronic documents upon detecting the receipt of the one or more first set of trigger inputs and store an information at least partially relevant to the one or more first set of trigger inputs from the non-personalized electronic documents and the personalized electronic documents in a database of the electronic device.



No. of Pages : 27 No. of Claims : 10

(12) PATENT APPLICATION PUBLICATION

(21) Application No.201911033263 A

(19) INDIA

(22) Date of filing of Application :17/08/2019

(43) Publication Date : 19/02/2021

(54) Title of the invention :A PORTABLE LAMINAR AIRFLOW CABINET CUM INCUBATOR"

(51) International classification	:F24F0003160000, A61G0011000000, C12M0001000000, G01N0035000000, G01N0033000000	(71) Name of Applicant : 1)Shoolini University of Biotechnology and Management Sciences Address of Applicant :Village-Bhajol, P.O. Sultanpur, Solan, 173229, Himachal Pradesh, India Himachal Pradesh India
(31) Priority Document No	:NA	(72) Name of Inventor :
(32) Priority Date	:NA	1)Chauhan, Kartik
(33) Name of priority country	:NA	2)Kaushal, Ankur
(86) International Application No	:NA	3)Nagraik, Rupak
Filing Date	:NA	4)Bhushan, Brij
(87) International Publication No	: NA	
(61) Patent of Addition to Application Number:	:NA	
Filing Date	:NA	
(62) Divisional to Application Number	:NA	
Filing Date	:NA	

(57) Abstract :

The present invention relates to a biotechnology apparatus wherein a laminar airflow cabinet has been combined in a novel way with an incubator to make a portable laminar airflow cabinet cum incubator that is more reliable, and has reduced weight and occupies less space. In the present invention, at the base of the apparatus, incubator(7) is installed and above the incubator laminar flow cabinet is placed. The laminar airflow cabinet is divided into a laminar air flow working area(5) and equipment area(6). The equipment area(6) is situated behind the laminar air flow working area(5) and is joined to the laminar air flow working area(5) by suitable connecting means. The invention is combination of two different instruments i.e. laminar air flow and the incubator. The new apparatus is constructed in such a way to make new apparatus compact, portable and less expensive.



No. of Pages : 18 No. of Claims : 8

(12) PATENT APPLICATION PUBLICATION

(21) Application No.202014002085 A

(19) INDIA

(22) Date of filing of Application :17/01/2020

(43) Publication Date : 19/02/2021

(54) Title of the invention : ELECTRONIC APPARATUS AND CONTROL METHOD THEREOF

(51) International classification	:C07D0403120000, H04W0036220000, C07D0403140000, C07D0417060000, C07D0413040000	(71) Name of Applicant : 1)Samsung Electronics Co., Ltd. Address of Applicant :129, Samsung-ro, Yeongtong-gu, Suwon-si, Gyeonggi-do, 16677, Republic of Korea Republic of Korea
(31) Priority Document No	:10-2019-0099609	(72) Name of Inventor :
(32) Priority Date	:14/08/2019	1)Insang CHO
(33) Name of priority country	:Republic of Korea	2)Kiwon YOO
(86) International Application No	:NA	3)Wonjae LEE
Filing Date	:NA	4)Daesung CHO
(87) International Publication No	: NA	5)Chanyoung HWANG
(61) Patent of Addition to Application Number	:NA	
Filing Date	:NA	
(62) Divisional to Application Number	:NA	
Filing Date	:NA	

(57) Abstract :

Disclosed is an electronic apparatus. The electronic apparatus includes: a memory configured to store information regarding an artificial intelligence model including a plurality of layers; and a processor configured to perform interpolation processing on an input image and to process the interpolated image using the artificial intelligence model to obtain an output image, wherein the processor is configured to be operated in a first mode or a second mode based on an update of parameters used in at least one of the plurality of layers being required, the first mode including a mode in which the output image is obtained based on an image processed using the artificial intelligence model in which the parameters are updated and based on the interpolated image, and the second mode includes a mode in which the output image is obtained based on the interpolated image.



No. of Pages : 84 No. of Claims : 15

(12) PATENT APPLICATION PUBLICATION

(21) Application No.202014029014 A

(19) INDIA

(22) Date of filing of Application :08/07/2020

(43) Publication Date : 19/02/2021

(54) Title of the invention : MULTI-PART ADJUSTING ELEMENT

(51) International classification	:B41F0021100000, F01L0013000000, G01P0021000000, F16H0057021000, B23Q0017220000	(71) Name of Applicant : 1)WTO VERM-GENSVERWALTUNG GMBH Address of Applicant :Auf der oberen Au 45 77797 Ohlsbach, Germany Germany
(31) Priority Document No	:10 2019 121 755.5	(72) Name of Inventor : 1)BOHNERT, Fabian 2)JANSEN, Karlheinz 3)MAIER, Klaus
(32) Priority Date	:13/08/2019	
(33) Name of priority country	:Germany	
(86) International Application No	:NA	
Filing Date	:NA	
(87) International Publication No	: NA	
(61) Patent of Addition to Application Number	:NA	
Filing Date	:NA	
(62) Divisional to Application Number	:NA	
Filing Date	:NA	

(57) Abstract :

A multi-part adjusting element is proposed, which makes possible a very precise adjustment of a shaft bearing.

No. of Pages : 50 No. of Claims : 17

(12) PATENT APPLICATION PUBLICATION

(21) Application No.202014029375 A

(19) INDIA

(22) Date of filing of Application :10/07/2020

(43) Publication Date : 19/02/2021

(54) Title of the invention : FACE MASK AND METHOD FOR MANUFACTURING THEREOF

(51) International classification	:A41D0013110000, H01L0033640000, A62B0023020000, B29C0065180000, A62B0009000000	(71) Name of Applicant : 1)Alexander Chieruen Tsuei Address of Applicant :1228 Silverwood Court, Woodbury, MN 55125 U.S.A.
(31) Priority Document No	:16542594	(72) Name of Inventor : 1)Alexander Chieruen Tsuei
(32) Priority Date	:16/08/2019	
(33) Name of priority country	:U.S.A.	
(86) International Application No	:NA	
Filing Date	:NA	
(87) International Publication No	: NA	
(61) Patent of Addition to Application Number	:NA	
Filing Date	:NA	
(62) Divisional to Application Number	:NA	
Filing Date	:NA	

(57) Abstract :

FACE MASK AND METHOD FOR MANUFACTURING THEREOF The present application discloses a mask including a sheet, a first loop, a second loop and an elastic film. The sheet comprises a central portion, a first lateral portion, a second lateral portion and an opening. The first loop is coupled to the sheet. The second loop is coupled to the sheet. The elastic film is coupled to the sheet and covers the opening. A method of manufacturing the aforementioned face mask is also disclosed.

No. of Pages : 45 No. of Claims : 20

(12) PATENT APPLICATION PUBLICATION

(21) Application No.202014031225 A

(19) INDIA

(22) Date of filing of Application :21/07/2020

(43) Publication Date : 19/02/2021

(54) Title of the invention : DEVICE COUPLING FOR WIRELESS CHARGING

(51) International classification	:G01N0033533000, H05B0031000000, B01J0020286000, C02F0003280000, B63C0007260000	(71) Name of Applicant : 1)APPLE INC. Address of Applicant :One Apple Park Way Cupertino, California 95014, United States of America U.S.A.
(31) Priority Document No	:62/885,433	(72) Name of Inventor :
(32) Priority Date	:12/08/2019	1)QIU Weihong
(33) Name of priority country	:U.S.A.	2)LIU, Jun
(86) International Application No	:NA	3)MOUSSAOUI, Zaki
Filing Date	:NA	
(87) International Publication No	: NA	
(61) Patent of Addition to Application Number	:NA	
Filing Date	:NA	
(62) Divisional to Application Number	:NA	
Filing Date	:NA	

(57) Abstract :

Electronic apparatuses according to embodiments of the present technology may include an electronic device a first surface and a second surface opposite the first. The electronic device may include a battery and a wireless charging coil within an interior volume of the device. The electronic device may include a first magnetic conductor and positioned between the battery and the wireless charging coil. The electronic device may also include an integrated circuit coupled with the battery and the wireless charging coil. The apparatuses may include a case extending about the electronic device. The case may be characterized by a first surface and a second surface. The case may be characterized by a thickness between the first surface of the case and the second surface of the case. The case may include a second magnetic conductor incorporated within the thickness of the case at the second surface of the case.

No. of Pages : 31 No. of Claims : 20

(54) Title of the invention : OPTICAL IMAGING SYSTEM •

(51) International classification	:G02B0013000000, G02B0009620000, G02B0009600000, H04N0005225000, G02B0003040000	(71) Name of Applicant : 1)Zhejiang Sunny Optical Co., Ltd Address of Applicant :No. 66-68 Shunyu Road, Yuyao, Ningbo City, Zhejiang Province 315400, China China
(31) Priority Document No	:201910740929.0	(72) Name of Inventor :
(32) Priority Date	:12/08/2019	1)LOU, Qiqi
(33) Name of priority country	:China	2)DAI, Fujian
(86) International Application No	:NA	3)ZHAO, Liefeng
Filing Date	:NA	
(87) International Publication No	: NA	
(61) Patent of Addition to Application Number	:NA	
Filing Date	:NA	
(62) Divisional to Application Number	:NA	
Filing Date	:NA	

(57) Abstract :

ABSTRACT OPTICAL IMAGING SYSTEM The present disclosure discloses an optical imaging system including, sequentially from an object side to an image side along an optical axis, a first lens having negative refractive power with a convex object-side surface; a second lens having negative refractive power; a third lens having positive refractive power; a fourth lens having positive refractive power; a fifth lens having negative refractive power; and a sixth lens having positive refractive power. A maximum field-of-view FOV of the optical imaging system and a distance TTL along the optical axis from the object-side surface of the first lens to an imaging plane of the optical imaging system satisfy $\tan(\text{FOV}/2)/\text{TTL} > 1.0 \text{ mm}^{-1}$. A center thickness CT1 of the first lens along the optical axis and a center thickness CT4 of the fourth lens along the optical axis satisfy $0.9 = \text{CT1}/\text{CT4} < 1.5$.

No. of Pages : 45 No. of Claims : 20

(12) PATENT APPLICATION PUBLICATION

(21) Application No.202014032684 A

(19) INDIA

(22) Date of filing of Application :30/07/2020

(43) Publication Date : 19/02/2021

(54) Title of the invention : OPTICAL IMAGING LENS ASSEMBLY •

(51) International classification	:G02B0013000000, G02B0009620000, G02B0009600000, G02B0009640000, G02B0013040000	(71) Name of Applicant : 1)Zhejiang Sunny Optical Co., Ltd Address of Applicant :No. 66-68 Shunyu Road, Yuyao, Ningbo City, Zhejiang Province 315400, China China
(31) Priority Document No	:201910740202.2	(72) Name of Inventor :
(32) Priority Date	:12/08/2019	1)ZHANG, Jiaying
(33) Name of priority country	:China	2)DAI, Fujian
(86) International Application No	:NA	3)ZHAO, Liefeng
Filing Date	:NA	
(87) International Publication No	: NA	
(61) Patent of Addition to Application Number	:NA	
Filing Date	:NA	
(62) Divisional to Application Number	:NA	
Filing Date	:NA	

(57) Abstract :

ABSTRACT OPTICAL IMAGING LENS ASSEMBLY The present disclosure discloses an optical imaging lens assembly including, sequentially from an object side to an image side along an optical axis, a first lens having positive refractive power with a convex object-side surface; a second lens having refractive power; a third lens having refractive power; a fourth lens having refractive power with a convex object-side surface and a concave image-side surface; a fifth lens having positive refractive power; and a sixth lens having negative refractive power with a convex object-side surface, wherein a distance TTL along the optical axis from the object-side surface of the first lens to an imaging plane of the optical imaging lens assembly and half of a diagonal length ImgH of an effective pixel area on the imaging plane satisfy $TTL/ImgH < 1.6$, and a total effective focal length f of the optical imaging lens assembly and half of a maximal field-of-view Semi-FOV of the optical imaging lens assembly satisfy $4.5 \text{ mm} < f \tan(\text{Semi-FOV}) < 7 \text{ mm}$. Figure. 1

No. of Pages : 39 No. of Claims : 15

(12) PATENT APPLICATION PUBLICATION

(21) Application No.202014033390 A

(19) INDIA

(22) Date of filing of Application :04/08/2020

(43) Publication Date : 19/02/2021

(54) Title of the invention : ASEPTIC PROTECTIVE SYSTEM AGAINST GERMS AND DIRT FOR BEVERAGE BOTTLES AND CANS AND SYSTEM FOR JOINING BEVERAGE CANS.

(51) International classification	:B65D0071500000, B67B0005030000, B21D0051380000, B65D0071700000, B67B0007400000	(71) Name of Applicant : 1)Manuel Muñoz Saiz Address of Applicant :Los Picos 5,3,6. 04004-Almeria, Spain Spain
(31) Priority Document No	:U201900396	(72) Name of Inventor :
(32) Priority Date	:13/08/2019	1)Manuel Muñoz Saiz
(33) Name of priority country	:Spain	2)Jesus Hernandez Febles
(86) International Application No	:NA	
Filing Date	:NA	
(87) International Publication No	: NA	
(61) Patent of Addition to Application Number	:NA	
Filing Date	:NA	
(62) Divisional to Application Number	:NA	
Filing Date	:NA	

(57) Abstract :

The aseptic protective system against germs and dirt for beverage bottles and cans and system for joining beverage cans, consists of applying a protective cover to the end or mouth of the bottles or cans of drinks, whose protective elements are sheets or films, sleeves, caps, lids, stoppers or belts made of biodegradable plastic materials, which protect them from contamination by germs and dirt. attaching or tongue-and-groove joints to groups or rows of cans, the attachments use covers, sheets of tape, bands or a cover of biodegradable material. The groups or rows of cans are constructed in a way that the bottoms of the cans are placed at their ends towards the outside and therefore those carrying the nozzles and opener are protected internally from dirt and contamination. The union is done by tongue and groove, attached or glued, and adding covers or sleeves, tapes or bands of metal sheets.

No. of Pages : 24 No. of Claims : 22

(54) Title of the invention : OPTICAL IMAGING LENS ASSEMBLY •

(51) International classification	:G02B0013000000, G02B0009640000, G02B0009620000, G02B0009600000, G02B0027000000	(71) Name of Applicant : 1)Zhejiang Sunny Optical Co., Ltd Address of Applicant :No. 66-68 Shunyu Road, Yuyao, Ningbo City, Zhejiang Province 315400, China China
(31) Priority Document No	:201910747551.7	(72) Name of Inventor :
(32) Priority Date	:14/08/2019	1)CHEN, Chen
(33) Name of priority country	:China	2)ZHANG, Kaiyuan
(86) International Application No	:NA	3)XU, Biao
Filing Date	:NA	4)DAI, Fujian
(87) International Publication No	: NA	5)ZHAO, Liefeng
(61) Patent of Addition to Application Number	:NA	
Filing Date	:NA	
(62) Divisional to Application Number	:NA	
Filing Date	:NA	

(57) Abstract :

ABSTRACT OPTICAL IMAGING LENS ASSEMBLY The present disclosure discloses an optical imaging lens assembly including, sequentially from an object side to an image side along an optical axis, a first lens having positive refractive power; a second lens having negative refractive power; a third lens having refractive power; a fourth lens having refractive power; a fifth lens having refractive power with a convex object-side surface; a sixth lens having positive refractive power with a convex object-side surface a convex image-side surface; and a seventh lens having negative refractive power, wherein a distance TTL along the optical axis from an object-side surface of the first lens to an imaging plane of the optical imaging lens assembly and half of a diagonal length $ImgH$ of an effective pixel area on the imaging plane of the optical imaging lens assembly satisfy $ImgH/(TTL/ImgH) > 5.0$ mm, which makes the optical imaging lens assembly have the characteristics of large imaging plane, large aperture, high-quality imaging and the like. Figure. 1

No. of Pages : 58 No. of Claims : 20

(12) PATENT APPLICATION PUBLICATION

(21) Application No.202014033713 A

(19) INDIA

(22) Date of filing of Application :06/08/2020

(43) Publication Date : 19/02/2021

(54) Title of the invention : ADDRESSING OF SLAVE DEVICES USING ITERATIVE POWER ACTIVATION

(51) International classification	:G06F0017210000, G06F0017220000, H04W0036220000, G06F0016930000, G06F0017240000	(71) Name of Applicant : 1)Schneider Electric Industries SAS Address of Applicant :35 rue Joseph Monier, 92500 RUEIL- MALMAISON - France France
(31) Priority Document No	:19306012.6	(72) Name of Inventor :
(32) Priority Date	:14/08/2019	1)Buenaventura, Felipe Castillo
(33) Name of priority country	:EPO	2)Viano, Pablo Garcia
(86) International Application No	:NA	3)Molina, Gregory
Filing Date	:NA	4)Caseras, Loïc
(87) International Publication No	: NA	5)Plessis, Benjamin
(61) Patent of Addition to Application Number	:NA	
Filing Date	:NA	
(62) Divisional to Application Number	:NA	
Filing Date	:NA	

(57) Abstract :

The invention relates to a method for addressing a slave device in a network system comprising a master device and a plurality of slave devices. The slave devices have a common default address in an unaddressed state and the master device and the plurality of slave devices are connected in chain via a power line and a communication line, wherein each slave device is indexed by an index greater than or equal to 1, the slave device of index 1 being connected to the master device, wherein, to address the slave device of index k, k being equal to or greater than 2, the method first instructs the slave device of index k-1 to activate the power supply of the slave device of index k via the power line, and then, it sends, to the common default address on the communication line, a command to change the common default address of the slave device of index k to a unique address of index k. Therefore, at each iteration, there is only one unaddressed slave device in the network.

No. of Pages : 18 No. of Claims : 11

(12) PATENT APPLICATION PUBLICATION

(21) Application No.202014033714 A

(19) INDIA

(22) Date of filing of Application :06/08/2020

(43) Publication Date : 19/02/2021

(54) Title of the invention : VEHICLE DOOR CHECKER

(51) International classification	:H04L0029080000, C07D0417140000, C07D0417060000, C07D0263320000, G03G0015000000	(71) Name of Applicant : 1)MULTIMATIC INC. Address of Applicant :8688 Woodbine Avenue, Suite 200, Markham, ON L3R 8B9, Canada Canada
(31) Priority Document No	:16/539662	(72) Name of Inventor :
(32) Priority Date	:13/08/2019	1)Gruber, Rudolf
(33) Name of priority country	:U.S.A.	2)Carswell, David Edward
(86) International Application No	:NA	
Filing Date	:NA	
(87) International Publication No	: NA	
(61) Patent of Addition to Application Number	:NA	
Filing Date	:NA	
(62) Divisional to Application Number	:NA	
Filing Date	:NA	

(57) Abstract :

A door checker includes a housing which has a base from which first and second opposing flanges extend. First and second guide pins are spaced apart from one another and are interconnected to the first and second flanges. The first and second guide pins are configured to deflect in response to a load. A check arm extends through the base and is arranged between the first and second guide pins. The check arm is configured to move relative to the housing and includes a profile that corresponds to a variable door holding force. A bearing member is arranged on one side of the check arm and the bearing member coacts with the profile and is supported on the first and second guide pins and is configured to slide thereon in response to movement of the check arm relative to the bearing member. The bearing member transfers the load from the check arm to the first and second guide pins.

No. of Pages : 23 No. of Claims : 20

(12) PATENT APPLICATION PUBLICATION

(21) Application No.202014034062 A

(19) INDIA

(22) Date of filing of Application :08/08/2020

(43) Publication Date : 19/02/2021

(54) Title of the invention : DISSECTION ELECTRODE, SURGICAL INSTRUMENT AND METHOD FOR MANUFACTURING THE CUTTING ELECTRODE.

(51) International classification	:A61B0017000000, A61B0017320000, G01N0001280000, B29C0045170000, H05K0003280000	(71) Name of Applicant : 1)Erbe Elektromedizin GmbH Address of Applicant :Waldhoernlestrasse 17 72072 Tuebingen, Germany Germany
(31) Priority Document No	:19191757.4	(72) Name of Inventor :
(32) Priority Date	:14/08/2019	1)Koerner Johannes
(33) Name of priority country	:EUROPEAN UNION	
(86) International Application No	:NA	
Filing Date	:NA	
(87) International Publication No	: NA	
(61) Patent of Addition to Application Number	:NA	
Filing Date	:NA	
(62) Divisional to Application Number	:NA	
Filing Date	:NA	

(57) Abstract :

The inventive method serves to manufacture a dissection electrode for a surgical instrument (11), wherein the method avoids applying of forces for separating the cross-section of the dissection electrode (23) after attachment of the plastic body at the dissection electrode (23). For manufacturing the dissection electrode (23) it is started with a material blank (29) that is provided with a rated break location (30). It is dimensioned that its separation is possible with low forces that are particularly so low, such that they can also be transmitted by the plastic body. The rated break location (30) separates the material blank (29) in a first section (31) serving exclusively for handling and positioning of the material blank (29) in a mold (37) as well as in a second section (32) that self-supportingly projects in a mold hollow space (40) and is overmolded by plastic. After the removal the first section (31) can be easily broken off the dissection electrode (23). The created breaking edge (44) forms an ideal cutting edge. (Figure 1)

No. of Pages : 28 No. of Claims : 15

(12) PATENT APPLICATION PUBLICATION

(21) Application No.202014034220 A

(19) INDIA

(22) Date of filing of Application :10/08/2020

(43) Publication Date : 19/02/2021

(54) Title of the invention : METHOD FOR REDUCING PISTON DEPOSITS IN A MARINE DIESEL ENGINE

(51) International classification	:H04L0029080000, C07D0417140000, C07D0417060000, C07D0263320000, G03G0015000000	(71) Name of Applicant : 1)INFINEUM INTERNATIONAL LIMITED Address of Applicant :P. O. Box 1, Milton Hill, Abingdon, Oxfordshire OX13 6BB, United Kingdom U.K.
(31) Priority Document No	:19191918.2	(72) Name of Inventor :
(32) Priority Date	:15/08/2019	1)HUGHES, Jonathan Mark
(33) Name of priority country	:EPO	2)CLITHEROW, Tim
(86) International Application No	:NA	3)MARSH, Adam Paul
Filing Date	:NA	
(87) International Publication No	: NA	
(61) Patent of Addition to Application Number	:NA	
Filing Date	:NA	
(62) Divisional to Application Number	:NA	
Filing Date	:NA	

(57) Abstract :

A method of reducing the incidence of deposits on the pistons of a 4-stroke marine diesel engine during operation of the engine when it is fuelled with a marine residual fuel meeting the ISO 8217 2017 fuel standard for marine residual fuels and having a sulphur content of more than 0.1% and less than 0.5% by mass. The method comprises lubricating the engine using a lubricating oil composition comprising: (a) at least 50% by mass, based on the mass of the composition, of an oil of lubricating viscosity; (b) 5 to 25% by mass, based on the mass of the composition, of an oil-soluble or oil-dispersible alkali metal or alkaline earth metal salicylate detergent, or a mixture of two or more oil-soluble or oil-dispersible alkali metal or alkaline earth metal salicylate detergents; (c) 0.1 to 10 % by mass, based on the mass of the composition of one or more oilsoluble or oil-dispersible ashless dispersants; and optionally, (d) 0.1 to 10 % by mass, based on the mass of the composition of a polyalkylenesubstituted succinic anhydride.

No. of Pages : 35 No. of Claims : 10

(12) PATENT APPLICATION PUBLICATION

(21) Application No.202014034324 A

(19) INDIA

(22) Date of filing of Application :10/08/2020

(43) Publication Date : 19/02/2021

(54) Title of the invention : SYSTEM INFORMATION REQUEST AND ACQUISITION IN A CONNECTED MODE

(51) International classification	:G01N0033533000, H05B0031000000, B01J0020286000, C02F0003280000, B63C0007260000	(71) Name of Applicant : 1)APPLE INC. Address of Applicant :One Apple Park Way, Cupertino, California 95014, United States of America U.S.A.
(31) Priority Document No	:201910745585.2	(72) Name of Inventor :
(32) Priority Date	:13/08/2019	1)XU, Fangli
(33) Name of priority country	:China	2)ZHANG, Dawei
(86) International Application No	:NA	3)CHEN, Yuqin
Filing Date	:NA	4)HU, Haijing
(87) International Publication No	: NA	
(61) Patent of Addition to Application Number	:NA	
Filing Date	:NA	
(62) Divisional to Application Number	:NA	
Filing Date	:NA	

(57) Abstract :

A user equipment (UE) in a connected mode with respect to a base station transmits a request for desired system information via dedicated uplink signaling, thus increasing the probability of successful reception of the request as compared to transmission over 10 a contention based channel. (The request may identify one or more desired system information blocks, or, one or more desired block portions.) The base station may transmit the desired system information using dedicated downlink signaling, thereby avoiding collisions with unicast downlink transmissions to the UE. Alternatively, the base station may simply broadcast the desired system information. The base station 15 may also transmit, via dedicated downlink signaling, an indication of whether the request is granted or not. The disclosed mechanisms may support modern services such as Vehicle-to-Everything (V2X) and Multimedia Broadcast Multicast Service (MBMS)

No. of Pages : 50 No. of Claims : 20

(12) PATENT APPLICATION PUBLICATION

(21) Application No.202014034352 A

(19) INDIA

(22) Date of filing of Application :11/08/2020

(43) Publication Date : 19/02/2021

(54) Title of the invention : WIND TURBINE TOWER SECTION

(51) International classification	:H04L0029080000, C07D0417140000, C07D0417060000, C07D0263320000, G03G0015000000	(71) Name of Applicant : 1)GENERAL ELECTRIC COMPANY Address of Applicant :1 River Road Schenectady, New York 12345, United States of America U.S.A.
(31) Priority Document No	:19191267.4	(72) Name of Inventor :
(32) Priority Date	:12/08/2019	1)Holger L¹/₄hn
(33) Name of priority country	:EPO	
(86) International Application No	:NA	
Filing Date	:NA	
(87) International Publication No	: NA	
(61) Patent of Addition to Application Number	:NA	
Filing Date	:NA	
(62) Divisional to Application Number	:NA	
Filing Date	:NA	

(57) Abstract :

A tower section 12 of a wind turbine is provided, the tower section 12 including an upper segment 100 that includes a lower flange 110; a lower segment 200 that includes an upper flange 210; a plurality of first bolt connections that include first bolts 310 and first nuts 320; a plurality of second bolt connections that include second bolts 410 and second nuts 420; wherein the first bolt connections and the second bolt connections connect the lower flange 110 to the upper flange 210; and wherein the first bolt 310 and the second bolts 410 have different axial positions with respect to the longitudinal axis of the tower section 12.

No. of Pages : 26 No. of Claims : 15

(12) PATENT APPLICATION PUBLICATION

(21) Application No.202014034466 A

(19) INDIA

(22) Date of filing of Application :11/08/2020

(43) Publication Date : 19/02/2021

(54) Title of the invention : DETERMINATION DEVICE AND DETERMINATION METHOD

(51) International classification	:G01N0033533000, H05B0031000000, B01J0020286000, C02F0003280000, B63C0007260000	(71) Name of Applicant : 1)HONDA MOTOR CO.,LTD. Address of Applicant :1-1, Minami-Aoyama 2-chome, Minato-ku, Tokyo 107-8556, Japan Japan
(31) Priority Document No	:2019-148885	(72) Name of Inventor :
(32) Priority Date	:14/08/2019	1)Takao SATO
(33) Name of priority country	:Japan	2)Hidefumi NIKAWA
(86) International Application No	:NA	3)Takahito FUJITA
Filing Date	:NA	4)Takashi SONE
(87) International Publication No	: NA	5)Hiroshi AMAIKE
(61) Patent of Addition to Application Number	:NA	6)Hirotaka ENDO
Filing Date	:NA	
(62) Divisional to Application Number	:NA	
Filing Date	:NA	

(57) Abstract :

[TECHNICAL PROBLEM] Depending on a mode of insertion of a battery in a slot provided on a station, the slot may be damaged.
[MEANS TO SOLVE THE PROBLEM] A determination device includes an acquisition unit for acquiring a detection value relating to a secondary battery being inserted into a slot during a target period, the slot being provided on a replacement station at which the secondary battery is replaced, and being for storing and charging the secondary battery, the target period being at least part of a period from when the secondary battery starts being inserted into the slot to when the secondary battery comes to rest, and an output unit for determining whether the detection value satisfies a predetermined condition indicating a possibility that the slot is damaged and outputting a determination result.

No. of Pages : 49 No. of Claims : 16

(12) PATENT APPLICATION PUBLICATION

(21) Application No.202014034526 A

(19) INDIA

(22) Date of filing of Application :11/08/2020

(43) Publication Date : 19/02/2021

(54) Title of the invention : COIL-TYPE AXIAL MAGNETIC FIELD CONTACT ASSEMBLY FOR VACUUM INTERRUPTER

(51) International classification	:H01H0033664000, H01M0010040000, H01Q0021000000, F28D0001047000, F16B0002240000	(71) Name of Applicant : 1)Eaton Intelligent Power Limited Address of Applicant :30 Pembroke Road Dublin 4, Ireland Ireland
(31) Priority Document No	:62/885571	(72) Name of Inventor :
(32) Priority Date	:12/08/2019	1)Wangpei Li
(33) Name of priority country	:U.S.A.	2)Eric Smith
(86) International Application No	:NA	3)Xin Zhou
Filing Date	:NA	4)Ganesh Kumar Balasubramanian
(87) International Publication No	: NA	5)Louis Campbell
(61) Patent of Addition to Application	:NA	6)Darron Mohr
Number	:NA	7)Mrinalini Pathak
Filing Date	:NA	
(62) Divisional to Application Number	:NA	
Filing Date	:NA	

(57) Abstract :

An electrode assembly for a vacuum interrupter includes a contact plate, an electrode coil, an inner support, a lower support, and at least one support member. The electrode coil includes a base for attachment to a terminal post of the vacuum interrupter. The electrode coil also includes at least one arcuate arm between the base and the contact plate extending along a curved path in a plane substantially perpendicular to a direction of travel of the electrode assembly. Each arcuate arm includes an aperture that is positioned to align with a corresponding aperture of an adjacent arcuate arm or the base of the electrode coil. Each support member is partially positioned within aligned apertures to maintain a gap between the arcuate arms and the base. The support members and the lower support may be slotted to decrease the current flowing through the supports.

No. of Pages : 31 No. of Claims : 16

(12) PATENT APPLICATION PUBLICATION

(21) Application No.202014034637 A

(19) INDIA

(22) Date of filing of Application :12/08/2020

(43) Publication Date : 19/02/2021

(54) Title of the invention : DEVICE AND METHOD FOR HANDLING A RECEPTION

(51) International classification	:G01N0033533000, H05B0031000000, B01J0020286000, C02F0003280000, B63C0007260000	(71) Name of Applicant : 1)ACER INCORPORATED Address of Applicant :8F, 88, Sec. 1, Hsin Tai Wu Rd., Xizhi Dist., New Taipei City, Taiwan, (Postal code: 221)
(31) Priority Document No	:62/885,831	(72) Name of Inventor :
(32) Priority Date	:13/08/2019	1)Li-Chung Lo
(33) Name of priority country	:U.S.A.	2)Chien-Min Lee
(86) International Application No	:NA	
Filing Date	:NA	
(87) International Publication No	: NA	
(61) Patent of Addition to Application Number	:NA	
Filing Date	:NA	
(62) Divisional to Application Number	:NA	
Filing Date	:NA	

(57) Abstract :

A communication device for handling a reception comprises at least one storage device and at least one processing circuit, coupled to the at least one storage device. The at least one storage device stores instructions, and the at least one processing circuit is configured to execute the instructions of: receiving a DCI from a control resource set; and receiving a PDSCH according to the DCI, wherein the DCI comprising a TCI field, and the TCI field indicating a TCI codepoint corresponding to a first TCI state and a second TCI state.

No. of Pages : 46 No. of Claims : 17

(12) PATENT APPLICATION PUBLICATION

(21) Application No.202014034778 A

(19) INDIA

(22) Date of filing of Application :13/08/2020

(43) Publication Date : 19/02/2021

(54) Title of the invention : METHOD FOR DETECTING IRREGULAR TURBINE OPERATION USING DIRECT AND INDIRECT WIND SPEED MEASUREMENTS

(51) International classification	:H04L0029080000, C07D0417140000, C07D0417060000, C07D0263320000, G03G0015000000	(71) Name of Applicant : 1)GENERAL ELECTRIC COMPANY Address of Applicant :1 River Road Schenectady, New York 12345, United States of America U.S.A.
(31) Priority Document No	:19191744.2	(72) Name of Inventor :
(32) Priority Date	:14/08/2019	1)Hartmut Scholte-Wassink
(33) Name of priority country	:EPO	2)Arne Koerber
(86) International Application No	:NA	
Filing Date	:NA	
(87) International Publication No	: NA	
(61) Patent of Addition to Application Number	:NA	
Filing Date	:NA	
(62) Divisional to Application Number	:NA	
Filing Date	:NA	

(57) Abstract :

Method for operating a wind turbine, the wind turbine including a wind characteristics sensor for measuring a wind characteristic and at least one wind turbine state sensor for measuring a state of the wind turbine, the method comprising: determining or adjusting (102) one or more wind characteristics relationships; and, performing (104) an operation phase, the operation phase including: measuring the wind characteristics with the wind characteristics sensor, thereby obtaining measured wind characteristics; measuring the state of the wind turbine with the at least one wind turbine state sensor and determining an estimated wind characteristics from the measured state of the wind turbine and parameters of the wind turbine; comparing the estimated wind characteristics to an expected wind characteristics determined from the measured wind characteristics, wherein the expected wind characteristics is determined based on the one or more wind characteristics relationships; and, operating or shutting down the wind turbine based at least in part on the comparison result.

No. of Pages : 52 No. of Claims : 15

(12) PATENT APPLICATION PUBLICATION

(21) Application No.202014034856 A

(19) INDIA

(22) Date of filing of Application :13/08/2020

(43) Publication Date : 19/02/2021

(54) Title of the invention : LOW-SUBSTITUTED HYDROXYPROPYL CELLULOSE AND SOLID PREPARATION

(51) International classification	:A61K0009200000, C08L0001320000, A61K0047380000, C09D0101300000, C08B0011193000	(71) Name of Applicant : 1)SHIN-ETSU CHEMICAL CO., LTD. Address of Applicant :6-1, Ohtemachi 2-chome, Chiyoda-ku, Tokyo, 100-0004, Japan Japan
(31) Priority Document No	:2019-149384	(72) Name of Inventor :
(32) Priority Date	:16/08/2019	1)OGURO, Tsubasa
(33) Name of priority country	:Japan	2)HIRAMA, Yasuyuki
(86) International Application No	:NA	
Filing Date	:NA	
(87) International Publication No	: NA	
(61) Patent of Addition to Application Number	:NA	
Filing Date	:NA	
(62) Divisional to Application Number	:NA	
Filing Date	:NA	

(57) Abstract :

There is provided low-substituted hydroxypropyl cellulose (L-HPC) having good bindability, anti-capping performance and disintegratability. More specifically, there are provided L-HPC having a hydroxypropoxy group content of 5 to 16% by mass and a volume fraction of long fibrous particles of more than 50.0% relative to all of L-HPC particles which are classified, on a basis of dynamic image analysis, into fine particles, spherical particles, the long fibrous particles and short fibrous particles; and a solid preparation containing the L-HPC.

No. of Pages : 39 No. of Claims : 5

(12) PATENT APPLICATION PUBLICATION

(21) Application No.202014034899 A

(19) INDIA

(22) Date of filing of Application :13/08/2020

(43) Publication Date : 19/02/2021

(54) Title of the invention : WEARABLE DEVICE

(51) International classification :G06F0001160000,
F21V0023000000,
H01L0027120000,
F16M0011240000,
H02J0007000000,
(31) Priority Document No :201910756672.8
(32) Priority Date :16/08/2019
(33) Name of priority country :China
(86) International Application No :NA
Filing Date :NA
(87) International Publication No : NA
(61) Patent of Addition to Application Number:NA
Filing Date :NA
(62) Divisional to Application Number :NA
Filing Date :NA

(71)Name of Applicant :
**1)GUANGDONG OPPO MOBILE
TELECOMMUNICATIONS CORP., LTD.**
Address of Applicant :NO. 18, HAIBIN ROAD, WUSHA,
CHANG'AN, DONGGUAN, GUANGDONG 523860, CHINA
China
(72)Name of Inventor :
1)LIU, ENFU

(57) Abstract :

The disclosure relates to a wearable device (10). The wearable device includes a body (100), at least three conductive pins (320), and a strap (200). The body (100) defines an accommodation cavity (11) and a mounting slot (101). The body (100) includes a mainboard (140) accommodated in the accommodation cavity (11). The at least three conductive pins (320) are spaced apart from each other, located in the mounting slot (101) and electrically connected to the mainboard (140). The strap (200) includes a strap body (201), a locking end (202) connected to the strap body (201), and a conductive component (203) positioned at the locking end (202). The locking end (202) is configured to be detachably positioned in the mounting slot (101). When the locking end (202) is positioned in the mounting slot (101), the conductive component (203) is electrically connected to at least two of the at least three conductive pins (320). The body (100) may provide a user with a display interface. The displaying characteristics of the display interface correspond to the at least two pins that are electrically connected.

No. of Pages : 33 No. of Claims : 10

(12) PATENT APPLICATION PUBLICATION

(21) Application No.202014034955 A

(19) INDIA

(22) Date of filing of Application :13/08/2020

(43) Publication Date : 19/02/2021

(54) Title of the invention : ELECTROMAGNETIC VALVE

(51) International classification	:G01N0033533000, H05B0031000000, B01J0020286000, C02F0003280000, B63C0007260000	(71) Name of Applicant : 1)BOSCH REXROTH (CHANGZHOU) CO. LTD. Address of Applicant :East RenMin Road 16, 213161 Wujin, China China
(31) Priority Document No	:201910758849.8	(72) Name of Inventor :
(32) Priority Date	:16/08/2019	1)LI, Ruifeng
(33) Name of priority country	:China	2)HU, Qihui
(86) International Application No	:NA	3)LU, Wencheng
Filing Date	:NA	
(87) International Publication No	: NA	
(61) Patent of Addition to Application Number	:NA	
Filing Date	:NA	
(62) Divisional to Application Number	:NA	
Filing Date	:NA	

(57) Abstract :

The present application discloses an electromagnetic valve. A valve core (30) of the electromagnetic valve moves relative to a valve body (10) under the drive of an 5 actuating component (40). The actuating component (40) comprises: a movable iron core (42); and a static iron core (41), at least part of the static iron core (41) being formed as a sleeve (46), the sleeve (46) being internally provided with a cavity (43) that receives the movable iron core (42), the cavity (43) having a proximal end (52) in an axial direction of the valve core (30) and close to the valve core (30) and an opposite 10 distal end (54), and a circumferential wall (48) of the sleeve (46) comprising, in the axial direction, a first portion adjacent to the proximal end (52) and a magnetic insulation element (64).

No. of Pages : 17 No. of Claims : 7

(12) PATENT APPLICATION PUBLICATION

(21) Application No.202014034957 A

(19) INDIA

(22) Date of filing of Application :13/08/2020

(43) Publication Date : 19/02/2021

(54) Title of the invention : SYSTEM FOR SECURING AN ELECTRICALLY CHARGEABLE VEHICLE AND A VEHICLE WITH SUCH A SYSTEM

(51) International classification	:G01N0033533000, H05B0031000000, B01J0020286000, C02F0003280000, B63C0007260000	(71) Name of Applicant : 1)ROBERT BOSCH GMBH Address of Applicant :Postfach 30 02 20, 70442 Stuttgart, Germany Germany
(31) Priority Document No	:102019212207.8	(72) Name of Inventor :
(32) Priority Date	:14/08/2019	1)KLEINBACH, Jakob
(33) Name of priority country	:Germany	2)OEHL, Joachim
(86) International Application No	:NA	3)ASLAN, Alp Arslan
Filing Date	:NA	
(87) International Publication No	: NA	
(61) Patent of Addition to Application Number	:NA	
Filing Date	:NA	
(62) Divisional to Application Number	:NA	
Filing Date	:NA	

(57) Abstract :

The system relates to a system (10) for a vehicle (100), wherein the system 5 comprises an electrical energy storage unit (20) and an electrical drive unit (30) fed by the energy storage unit (20). One aspect is that the energy storage unit (20) has a first wired communication line (22, 23) and the electric drive unit (30) has a second wired communication line (32, 33), wherein the first communication line (22, 23) is connected with the second communication line (32, 33), and wherein the system (10) 10 is set up to physically connect the energy storage unit (20) to an external electrical energy supply unit (40) to separate the first communication line (22, 23) from the second communication line (32, 33). The present subject matter also relates to a vehicle (100) with a system (10) according to the present subject matter.

No. of Pages : 17 No. of Claims : 12

(12) PATENT APPLICATION PUBLICATION

(21) Application No.202017019878 A

(19) INDIA

(22) Date of filing of Application :11/05/2020

(43) Publication Date : 19/02/2021

(54) Title of the invention : METAL ORGANIC FRAMEWORK BASED WATER CAPTURE APPARATUS

(51) International classification	:B01D 53/02, B01J 20/22, B01D 53/26, B01J 20/28	(71)Name of Applicant : 1)COMMONWEALTH SCIENTIFIC AND INDUSTRIAL RESEARCH ORGANISATION Address of Applicant :Clunies Ross Street Acton, Australian Capital Territory 2601 Australia (72)Name of Inventor : 1)MULET, Xavier 2)KONSTAS, Kristina 3)THORNTON, Aaron 4)HESSELMANN, Matthias 5)HERRMANN, Stefan
(31) Priority Document No	:2018903009	
(32) Priority Date	:16/08/2018	
(33) Name of priority country	:Australia	
(86) International Application No	:PCT/AU2019/050860	
Filing Date	:16/08/2019	
(87) International Publication No	:WO 2020/034008	
(61) Patent of Addition to Application Number	:NA	
Filing Date	:NA	
(62) Divisional to Application Number	:NA	
Filing Date	:NA	

(57) Abstract :

An apparatus for capturing a water content from a water containing gas, the apparatus comprising: a housing having an inlet into which the water containing gas can flow; a water adsorbent located in the housing, the water adsorbent comprising at least one water adsorbent metal organic framework composite capable of adsorbing a water content from the water containing gas; and a water desorption arrangement in contact with and/or surrounding the water adsorbent, the water desorption arrangement being selectively operable between (i) a deactivated state, and (ii) an activated state in which the arrangement is configured to apply heat, a reduced pressure or a combination thereof to the water adsorbent to desorb a water content from the water adsorbent.

No. of Pages : 100 No. of Claims : 67

(54) Title of the invention : HIGH THERMAL CONDUCTIVITY ALUMINIUM ALLOY AND PREPARATION METHOD THEREFOR

(51) International classification	:C22C 21/02, C22C 1/10, C22C 1/06, B22D 17/00	(71) Name of Applicant : 1)ZHUHAI RUNXINGTAI ELECTRICAL CO., LTD Address of Applicant :Jieyong Industrial Park, Qianshan Town, Xiangzhou Park Zhuhai, Guangdong 519075 China
(31) Priority Document No	:201811532160.5	(72) Name of Inventor :
(32) Priority Date	:14/12/2018	1)REN, Huaide
(33) Name of priority country	:China	2)WANG, Jicheng
(86) International Application No	:PCT/CN2019/100502	3)LI, Gunan
Filing Date	:14/08/2019	4)TAN, Jie
(87) International Publication No	:WO 2020/020382	5)ZHANG, Ying
(61) Patent of Addition to Application Number	:NA	6)WANG, Mingfeng
Filing Date	:NA	
(62) Divisional to Application Number	:NA	
Filing Date	:NA	

(57) Abstract :

Provided is a high thermal conductivity aluminium alloy, containing the following components in percentage by weight: 80-90% Al, 6.5-8.5% Si, 0.2-0.5% Fe, 0.8-3% Zn, 0.03-0.05% V, 0.01-1% Sr, and 0.02-0.08% graphene. The high thermal conductivity aluminium alloy optimises alloy elements such as Si, Fe and Zn, elements such as Sr, V and graphene are added, and the amounts of the various components are controlled in a coordinated and matched manner, so as to obtain high thermal conductivity, good casting performance and excellent semi-solid die-casting performance. Graphene is added to the high thermal conductivity aluminium alloy, and the good thermal conductivity of the graphene is applied to the aluminium alloy, so as to obtain the high thermal conductivity aluminium alloy.

No. of Pages : 12 No. of Claims : 10

(12) PATENT APPLICATION PUBLICATION

(21) Application No.202017038317 A

(19) INDIA

(22) Date of filing of Application :04/09/2020

(43) Publication Date : 19/02/2021

(54) Title of the invention : AUTOMATED FABRIC GRIPPING DEVICE

(51) International classification	:B25J0015020000, B65G0047910000, B65G0047900000, B25J0015000000, A43C0001000000	(71) Name of Applicant : 1)FONGTMS NATIONAL ENGINEERING (GuangDong) CO., LTD. Address of Applicant :No.5 Cuicheng Road, Cuiheng New District Zhongshan, Guangdong 528400, China China
(31) Priority Document No	:NA	(72) Name of Inventor :
(32) Priority Date	:NA	1)TSUI, Tak Ming William
(33) Name of priority country	:NA	
(86) International Application No	:PCT/CN2019/101137	
Filing Date	:16/08/2019	
(87) International Publication No	: NA	
(61) Patent of Addition to Application Number	:NA	
Filing Date	:NA	
(62) Divisional to Application Number	:NA	
Filing Date	:NA	

(57) Abstract :

No. of Pages : 12 No. of Claims : 7

(12) PATENT APPLICATION PUBLICATION

(21) Application No.202017045487 A

(19) INDIA

(22) Date of filing of Application :19/10/2020

(43) Publication Date : 19/02/2021

(54) Title of the invention : CYLINDRICAL SECONDARY BATTERY

(51) International classification	:H01M0010040000, H01M0010052500, H01M0002260000, H01M0002020000, H01M0010058700	(71) Name of Applicant : 1)LG CHEM, LTD. Address of Applicant :128, Yeoui-daero, Yeongdeungpo-gu, Seoul 07336 Republic of Korea
(31) Priority Document No	:10-2018-0148564	(72) Name of Inventor :
(32) Priority Date	:27/11/2018	1)KIM, Jeeun
(33) Name of priority country	:Republic of Korea	2)KIM, Namwon
(86) International Application No	:PCT/KR2019/010227	3)RYU, Duk Hyun
Filing Date	:12/08/2019	
(87) International Publication No	:WO 2020/111444	
(61) Patent of Addition to Application Number	:NA	
Filing Date	:NA	
(62) Divisional to Application Number	:NA	
Filing Date	:NA	

(57) Abstract :

A cylindrical secondary battery according to one embodiment of the present invention comprises an electrode assembly including an anode sheet, a cathode sheet, and a separator, wherein the separator is positioned on the outermost part of the electrode assembly, an electrode tab positioned more inward than the separator is attached to either the anode sheet or the cathode sheet, and a metal layer positioned between the electrode tab and the separator comprises an adhesive material.

No. of Pages : 14 No. of Claims : 10

(12) PATENT APPLICATION PUBLICATION

(21) Application No.202017051179 A

(19) INDIA

(22) Date of filing of Application :24/11/2020

(43) Publication Date : 19/02/2021

(54) Title of the invention : YARN WINDING MACHINE

(51) International classification :B65H0054520000,
B65H0054553000,
B23Q0003000000,
C23C0002000000,
G11B0015675000

(31) Priority Document No :2018-096810

(32) Priority Date :21/05/2018

(33) Name of priority country :Japan

(86) International Application No :PCT/JP2019/012201
Filing Date :22/03/2019

(87) International Publication No :WO 2019/225138

(61) Patent of Addition to Application Number :NA
Filing Date :NA

(62) Divisional to Application Number :NA
Filing Date :NA

(71)Name of Applicant :

1)TMT MACHINERY, INC.

Address of Applicant :6th Fl., Osaka Green Bldg., 2-6-26
Kitahama, Chuo-ku, Osaka-shi, Osaka 5410041 Japan

(72)Name of Inventor :

1)OKADA, Takehiro

2)HASHIMOTO, Kinzo

3)BANDO, Shiro

4)SAKAMOTO, Kenichi

(57) Abstract :

In order to achieve both smooth movement of a support arm and suppression of package vibration, a rewinder 1 in the present invention is provided with: a cradle device 21 which has a cradle arm 31 that rotatably supports a bobbin B and which is capable of moving the cradle arm 31 in a predetermined direction crossing the axial direction of the bobbin B; a vibration suppression lever 41 that is pressed against the cradle arm 31 and thereby suppresses the vibration of the cradle arm 31; and a pressing mechanism 61 that pushes the vibration suppression lever 41 against the cradle arm 31. The pressing mechanism 61 is capable of changing the magnitude of the pressing force during the winding operation of a yarn Y.

No. of Pages : 49 No. of Claims : 15

(12) PATENT APPLICATION PUBLICATION

(21) Application No.202017051185 A

(19) INDIA

(22) Date of filing of Application :24/11/2020

(43) Publication Date : 19/02/2021

(54) Title of the invention : DISC BRAKE

(51) International classification :F16D0065180000,
F16D0121020000,
F16J0015180000,
F16D0127020000,
C23C0004020000

(31) Priority Document No :2018-102315

(32) Priority Date :29/05/2018

(33) Name of priority country :Japan

(86) International Application No :PCT/JP2019/019260
Filing Date :15/05/2019

(87) International Publication No :WO 2019/230394

(61) Patent of Addition to Application Number :NA
Filing Date :NA

(62) Divisional to Application Number :NA
Filing Date :NA

(71)Name of Applicant :

1)HITACHI AUTOMOTIVE SYSTEMS, LTD.

Address of Applicant :2520, Takaba, Hitachinaka-shi, Ibaraki
3128503 Japan

(72)Name of Inventor :

1)NOGUCHI Shoichi

2)HAYASHI Shigeru

3)NAKAMURA Satoshi

4)WATANABE Toshiko

(57) Abstract :

This disc brake is provided with: a cylinder bore (35) to which a piston is fitted; a sealing groove (55) provided in the cylinder bore (35) as an annular groove; and a sealing member (22) which has a square cross-section shape and which is fitted into the sealing groove (55) to provide sealing between the piston and the cylinder bore (35). The sealing groove (55) includes a bottom surface section (103), a side surface section (104), and a chamfered section (105). The chamfered section (105) is formed to expand an opening (108) of the sealing groove (55) along the axis direction of the cylinder bore (35) and has two different radii (r1, r2) of curvature.

No. of Pages : 29 No. of Claims : 3

(12) PATENT APPLICATION PUBLICATION

(21) Application No.202017051186 A

(19) INDIA

(22) Date of filing of Application :24/11/2020

(43) Publication Date : 19/02/2021

(54) Title of the invention : MANAGING DEVICE USAGE

(51) International classification :H04L0029060000,
H04W0012000000,
H04M0001725000,
H04L0009320000,
H04L0012060000

(31) Priority Document No :62/668814
(32) Priority Date :08/05/2018
(33) Name of priority country :U.S.A.
(86) International Application No :PCT/US2019/022100
Filing Date :13/03/2019
(87) International Publication No :WO 2019/216985
(61) Patent of Addition to Application Number :NA
Filing Date :NA
(62) Divisional to Application Number :NA
Filing Date :NA

(71)Name of Applicant :

1)APPLE INC.

Address of Applicant :One Apple Park Way Cupertino,
California 95014 U.S.A.

(72)Name of Inventor :

1)SKOGEN, Christopher G.

2)CIUDAD, Jean-Pierre

3)FREUDIGER, Julien F.

4)DE ALMEIDA FORJAZ DE LACERDA, Joao Pedro

5)DABOO, Cyrus

6)FERNANDEZ, Todd R.

7)ALSINA, Thomas

8)IYER, Deepak

9)JORGENSEN, Cody D.

10)SCHMIDT, Edward T.

11)YI, Astrid

(57) Abstract :

A device receives a time-based restriction for usage by a first user with respect to an application, a website or a device-level function. The device receives encrypted data indicating a usage by the first user on a second device with respect to the application, website or device-level function. The device determines that at least one of the usage by the first user on the second device or a usage by the first user on the device with respect to the application, website or device-level function violates the time-based restriction. The device provides, in response to the determining, a notification that the time-based restriction has been violated by the first user.

No. of Pages : 45 No. of Claims : 33

(12) PATENT APPLICATION PUBLICATION

(21) Application No.202017051188 A

(19) INDIA

(22) Date of filing of Application :24/11/2020

(43) Publication Date : 19/02/2021

(54) Title of the invention : METHOD FOR ASSEMBLING A BATTERY

(51) International classification	:H01M0002020000, B01L0003000000, H01M0002160000, H01M0010040000, H01M0010052000	(71) Name of Applicant : 1)COMMISSARIAT A L'ENERGIE ATOMIQUE ET AUX ENERGIES ALTERNATIVES Address of Applicant :25, rue Leblanc Btiment Le Ponant D 75015 Paris France
(31) Priority Document No	:1853812	(72) Name of Inventor :
(32) Priority Date	:03/05/2018	1)MASSON, Olivier
(33) Name of priority country	:France	2)BEL, Michel
(86) International Application No	:PCT/FR2019/051000	3)GEVET, Dimitri
Filing Date	:30/04/2019	
(87) International Publication No	:WO 2019/211555	
(61) Patent of Addition to Application Number	:NA	
Filing Date	:NA	
(62) Divisional to Application Number	:NA	
Filing Date	:NA	

(57) Abstract :

The invention relates to a method for assembling a battery (100), characterized in that it comprises: - the provision of an end plate (1) comprising at least one pocket (10) with open ends for an accumulator cell (2), and at least one adhesive-injection orifice (11) distant from the pocket (10), in fluidic communication via a feed duct with a depression (12) in the interior wall (10I) of the pocket, - the insertion of the accumulator cell (2) into the said pocket (10), - the injection of adhesive (3) via the injection orifice (11), the adhesive flowing along the duct as far as the depression (12), the accumulator cell (2) being bonded to the end plate (1) by the adhesive (3) contained in the said depression (12).

No. of Pages : 12 No. of Claims : 19

(12) PATENT APPLICATION PUBLICATION

(21) Application No.202017051189 A

(19) INDIA

(22) Date of filing of Application :24/11/2020

(43) Publication Date : 19/02/2021

(54) Title of the invention : PROCESS FOR PREPARING RANDOM BUTADIENE-ISOPRENE COPOLYMERS HAVING A HIGH CONTENT OF CIS-1,4 UNITS

(51) International classification	:C08F0236080000, C08F0036060000, C08F0004540000, C08F0236060000, C08F0004440000	(71) Name of Applicant : 1)VERSALIS S.P.A. Address of Applicant :Piazza Boldrini 1 I-20097 San Donato Milanese (MI) Italy
(31) Priority Document No	:102018000005841	(72) Name of Inventor :
(32) Priority Date	:30/05/2018	1)PERRETTA, Costantino
(33) Name of priority country	:Italy	2)DI MARTINO, Silvana
(86) International Application No	:PCT/IB2019/054427	
Filing Date	:29/05/2019	
(87) International Publication No	:WO 2019/229660	
(61) Patent of Addition to Application Number	:NA	
Filing Date	:NA	
(62) Divisional to Application Number	:NA	
Filing Date	:NA	

(57) Abstract :

Process for preparing a random butadiene-isoprene copolymer having a high content of cis-1,4 units comprising copolymerizing butadiene and isoprene, in the presence of at least one organic solvent, and a catalytic system prepared in situ comprising: (a1) at least one neodymium carboxylate soluble in said organic solvent, containing a variable amount of water, the H₂O/Nd molar ratio being between 0.001/1 and 0.50/1; (a2) at least one aluminum alkyl compound; (a3) at least one aluminum alkyl compound containing at least one halogen atom. The random butadiene-isoprene copolymer having a high content of cis-1,4 units obtained from the abovementioned process may be advantageously used in a number of applications ranging from the modification of plastics [for example, obtainment of high impact polystyrene (HIPS)], to the production of tires, in particular the production of tire treads and/or of tire sidewalls.

No. of Pages : 39 No. of Claims : 14

(12) PATENT APPLICATION PUBLICATION

(21) Application No.202017051191 A

(19) INDIA

(22) Date of filing of Application :24/11/2020

(43) Publication Date : 19/02/2021

(54) Title of the invention : METHOD AND APPARATUS FOR TERMINATING ACCESS AND MOBILITY MANAGEMENT POLICY ASSOCIATION

(51) International classification	:H04W0060060000, C04B0111000000, H04W00600000000, H04W0008140000, H04W0076180000	(71) Name of Applicant : 1)HUAWEI TECHNOLOGIES CO., LTD. Address of Applicant :Huawei Administration Building Bantian, Longgang Shenzhen, Guangdong 518129 China
(31) Priority Document No	:201810491046.6	(72) Name of Inventor :
(32) Priority Date	:21/05/2018	1)SUN, Haiyang
(33) Name of priority country	:China	2)XIONG, Chunshan
(86) International Application No	:PCT/CN2019/080233	
Filing Date	:28/03/2019	
(87) International Publication No	:WO 2019/223425	
(61) Patent of Addition to Application Number	:NA	
Filing Date	:NA	
(62) Divisional to Application Number	:NA	
Filing Date	:NA	

(57) Abstract :

The present application provides a method for terminating access and mobility management (AM) policy association, the method comprising: a first AMF sending to a second AMF first PCF identification information concerning a first PCF and sending first delete request information to the first PCF, the first delete request information being used to request the first PCF to delete an AM policy association for a terminal device between the first PCF and the first AMF, the first PCF being different from the second PCF; the first AMF and the first PCF both deleting AM policy control information for the terminal device. Therefore, system resources can be saved.

No. of Pages : 49 No. of Claims : 27

(12) PATENT APPLICATION PUBLICATION

(21) Application No.202017051192 A

(19) INDIA

(22) Date of filing of Application :24/11/2020

(43) Publication Date : 19/02/2021

(54) Title of the invention : HOUSING FOR A BATTERY MODULE, AND BATTERY MODULE

(51) International classification	:H01M0002100000, H01M0002020000, H01M0010613000, H01M0002200000, H01M0010653000	(71) Name of Applicant : 1)ROBERT BOSCH GMBH Address of Applicant :Postfach 30 02 20 70442 Stuttgart Germany
(31) Priority Document No	:10 2018 208 342.8	(72) Name of Inventor :
(32) Priority Date	:28/05/2018	1)FOMEN, Gilles Desmond
(33) Name of priority country	:Germany	2)MAENNER, Manuel
(86) International Application No	:PCT/EP2019/063697	3)ZINK, Markus
Filing Date	:27/05/2019	
(87) International Publication No	:WO 2019/229006	
(61) Patent of Addition to Application Number	:NA	
Filing Date	:NA	
(62) Divisional to Application Number	:NA	
Filing Date	:NA	

(57) Abstract :

The present invention relates to a housing for a battery module for accommodating at least one battery cell, comprising at least one battery cell holder which has at least one depression (130) which is designed to be at least approximately circular-cylindrical and at least approximately rotationally symmetrical with respect to a centre axis extending in an axial direction, and which extends from an upper side (150) towards a lower side of the battery cell holder, wherein at least one axial spring element (103) is arranged in the at least one depression (130) in such a way that a battery cell inserted into the at least one depression (130) is resiliently accommodated in the axial direction. On an inner wall (170) of the depression (130) there is also arranged a radial spring element (180) in such a way that the battery cell (110) inserted into the at least one depression (130) is resiliently accommodated in a radial direction. The invention also relates to a battery module which comprises at least one housing according to the invention and at least one battery cell accommodated in the housing according to the invention.

No. of Pages : 13 No. of Claims : 10

(12) PATENT APPLICATION PUBLICATION

(21) Application No.202017051216 A

(19) INDIA

(22) Date of filing of Application :25/11/2020

(43) Publication Date : 19/02/2021

(54) Title of the invention : YEAST FOR PRODUCING AND DELIVERING RNA BIOACTIVE MOLECULES AND METHODS AND USES THEREOF

(51) International classification	:A01N0063000000, A01N0063300000, C12P0021000000, C12N0015810000, C12N0015000000	(71) Name of Applicant : 1)RENAISSANCE BIOSCIENCE CORP. Address of Applicant :410-2389 Health Sciences Mall Vancouver, British Columbia V6T 1Z3 Canada
(31) Priority Document No	:62/669118	(72) Name of Inventor :
(32) Priority Date	:09/05/2018	1)WANG, Ye
(33) Name of priority country	:U.S.A.	2)HUNG, Jason Ken-Shun
(86) International Application No	:PCT/CA2019/050610	3)HUSNIK, John Ivan
Filing Date	:08/05/2019	4)DAHABIEH, Matthew S.
(87) International Publication No	:WO 2019/213761	5)DING, Hao
(61) Patent of Addition to Application Number	:NA	6)SNOWDON, Christopher
Filing Date	:NA	7)BRIMACOMBE, Cedric Arthur
(62) Divisional to Application Number	:NA	
Filing Date	:NA	

(57) Abstract :

The present disclosure provide modified yeast that produce increased quantities of RNA bioactive molecules and methods of producing the same. Also provided are methods and uses of the yeast for biocontrol and disease protection.

No. of Pages : 79 No. of Claims : 54

(12) PATENT APPLICATION PUBLICATION

(21) Application No.202017051230 A

(19) INDIA

(22) Date of filing of Application :25/11/2020

(43) Publication Date : 19/02/2021

(54) Title of the invention : METHODS OF DIAGNOSING AND TREATING PATIENTS WITH CUTANEOUS SQUAMOUS CELL CARCINOMA

(51) International classification :C12Q0001688600,
A61P0035040000,
A61P0035000000,
C07K0016280000,
G01N0033574000

(31) Priority Document No :62/665872

(32) Priority Date :02/05/2018

(33) Name of priority country :U.S.A.

(86) International Application No :PCT/US2019/030282
Filing Date :01/05/2019

(87) International Publication No :WO 2019/213321

(61) Patent of Addition to Application Number :NA
Filing Date :NA

(62) Divisional to Application Number :NA
Filing Date :NA

(71)Name of Applicant :

1)CASTLE BIOSCIENCES, INC.

Address of Applicant :2014 San Miguel Drive Friendswood,
TX 77546 U.S.A.

(72)Name of Inventor :

1)COOK, Robert Willis

2)COVINGTON, Kyle R.

3)MAETZOLD, Derek

(57) Abstract :

The present disclosure relates to methods for predicting the risk of recurrence and/or metastasis in primary cutaneous squamous cell carcinoma (cSCC).

No. of Pages : 64 No. of Claims : 37

(54) Title of the invention : METHOD FOR MANUFACTURING MODIFIED ALUMINOSILICATE, MODIFIED ALUMINOSILICATE, AND METHOD FOR MANUFACTURING AROMATIC DIHYDROXY COMPOUND USING SAME

(51) International classification	:C07C0037600000, B01J0029890000, C07B0061000000, B01J0029480000, C30B0029400000	(71) Name of Applicant : 1)MITSUI CHEMICALS, INC. Address of Applicant :5-2, Higashi-Shimbashi 1-chome, Minato-ku, Tokyo 1057122 Japan
(31) Priority Document No	:2018-097032	(72) Name of Inventor :
(32) Priority Date	:21/05/2018	1)MATSUKAWA Yoshiya
(33) Name of priority country	:Japan	2)HORIUCHI Nobuhiko
(86) International Application No	:PCT/JP2019/019939	3)OKABE Akihiro
Filing Date	:20/05/2019	4)KUBOTA Yoshihiro
(87) International Publication No	:WO 2019/225549	5)INAGAKI Satoshi
(61) Patent of Addition to Application Number	:NA	
Filing Date	:NA	
(62) Divisional to Application Number	:NA	
Filing Date	:NA	

(57) Abstract :

Provided are: a method for manufacturing a modified aluminosilicate, the method involving the highly selective manufacturing of a hydroquinone via a reaction of a phenol and hydrogen peroxide under industrially favorable conditions; a modified aluminosilicate; and a method for manufacturing an aromatic dihydroxy compound using the modified aluminosilicate. This method for manufacturing a modified aluminosilicate comprises a first step for treating an aluminosilicate with an acid, a second step for subjecting the treated product obtained from the first step to primary firing at 550-850 °C, and a third step for causing the fired product obtained from the second step to come into contact with a liquid containing one or more elements selected from the group consisting of group 4 elements and group 5 elements in the periodic table, and then subjecting the result to drying and secondary firing. The modified aluminosilicate contained in the present invention comprises one or more elements selected from the group consisting of group 4 elements and group 5 elements in the periodic table, and exhibits an absorbance at 300 nm (A [300]) in the UV-visible spectrum of at least 1.0. This method for manufacturing an aromatic dihydroxy compound comprises a step for reacting a phenol with hydrogen peroxide in the presence of a specific modified aluminosilicate.

No. of Pages : 57 No. of Claims : 16

(12) PATENT APPLICATION PUBLICATION

(21) Application No.202017051254 A

(19) INDIA

(22) Date of filing of Application :25/11/2020

(43) Publication Date : 19/02/2021

(54) Title of the invention : SELECTION AND USE OF MELATONIN SUPPORTING BACTERIA TO REDUCE INFANTILE COLIC

(51) International classification	:A61K0031404500, C12R0001225000, A61K0035747000, A61K0035744000, A61H0023020000	(71) Name of Applicant : 1)BIOGAIA AB Address of Applicant :PO Box 3242 Kungsbrogatan 3A 10364 Stockholm Sweden
(31) Priority Document No	:1812079.0	(72) Name of Inventor :
(32) Priority Date	:24/07/2018	1)ROOS, Stefan
(33) Name of priority country	:U.K.	2)M-LLSTAM, Bo
(86) International Application No	:PCT/EP2019/069984	
Filing Date	:24/07/2019	
(87) International Publication No	:WO 2020/020982	
(61) Patent of Addition to Application Number	:NA	
Filing Date	:NA	
(62) Divisional to Application Number	:NA	
Filing Date	:NA	

(57) Abstract :

The present invention relates to lactic acid bacterial strains which are capable of producing or inducing the production of melatonin, for use in the production of melatonin in a subject. Preferred strains for such uses are capable of producing or inducing the production of adenosine. Therapeutic uses of such strains include the treatment or prevention of diseases associated with melatonin deficiency, for example infantile colic. Novel strains are also provided.

No. of Pages : 41 No. of Claims : 34

(12) PATENT APPLICATION PUBLICATION

(21) Application No.202017051255 A

(19) INDIA

(22) Date of filing of Application :25/11/2020

(43) Publication Date : 19/02/2021

(54) Title of the invention : COMPOSITIONS AND METHODS FOR TREATING STEROID HORMONE-RELATED DISEASES OR DISORDERS

(51) International classification	:A61K0036740000, C07C0237200000, A61P0003100000, A61K0031135000, C07C0043230000	(71) Name of Applicant : 1)YALE UNIVERSITY Address of Applicant :Two Whitney Avenue New Haven, Connecticut 06510 U.S.A.
(31) Priority Document No	:62/679386	(72) Name of Inventor :
(32) Priority Date	:01/06/2018	1)CHENG, YungChi
(33) Name of priority country	:U.S.A.	2)LAM, Wing
(86) International Application No	:PCT/US2019/034548	3)JIANG, Zaoli
Filing Date	:30/05/2019	
(87) International Publication No	:WO 2019/232146	
(61) Patent of Addition to Application Number	:NA	
Filing Date	:NA	
(62) Divisional to Application Number	:NA	
Filing Date	:NA	

(57) Abstract :

The invention relates in one aspect to the unexpected discovery that herbal extracts of the Rubia cordifolia plant are potent inhibitors of a range of receptors, proteins and enzymes implicated in the pathology of a number of common diseases and disorders. In certain embodiments, the method is useful for treating at least one disease or disorder related to a steroid hormone receptor including prostate cancer, breast cancer, ovarian cancer, lung cancer, leukemia and lymphoma. In other embodiments, the method is useful for treating at least one disease or disorder related to the expression of at least one protein selected from the group consisting of Brd4, Brd2, cyclin D1, p53, Gata3 and CD47.

No. of Pages : 41 No. of Claims : 16

(12) PATENT APPLICATION PUBLICATION

(21) Application No.202017051258 A

(19) INDIA

(22) Date of filing of Application :25/11/2020

(43) Publication Date : 19/02/2021

(54) Title of the invention : MEDIUM HANDLING APPARATUS AND AUTOMATIC TRANSACTION APPARATUS

(51) International classification :G07F0019000000,
G07D0009000000,
G07D0011240000,
G07D0011160000,
B65H0043040000

(31) Priority Document No :2018-098577

(32) Priority Date :23/05/2018

(33) Name of priority country :Japan

(86) International Application No :PCT/JP2019/015288
Filing Date :08/04/2019

(87) International Publication No :WO 2019/225182

(61) Patent of Addition to Application Number :NA
Filing Date :NA

(62) Divisional to Application Number :NA
Filing Date :NA

(71)Name of Applicant :
1)OKI ELECTRIC INDUSTRY CO., LTD.
Address of Applicant :1-7-12, Toranomon, Minato-ku, Tokyo
1058460 Japan

(72)Name of Inventor :
1)WAKABAYASHI, Madoka
2)SHIMIZU, Hayato

(57) Abstract :

In a bill teller machine (10) of an automatic depositing/dispensing machine (1), a lower conveyance part (21) is divided into a lower front conveyance part (22) on the front side and a lower rear conveyance part 23 on the rear side. When there is a rejected bill (BLR) in a forward bill movement process, a bill control part (11) of the bill teller machine (10) causes bills (BL) in an upper conveyance part (18) and the lower rear conveyance part (23) to be reversely conveyed and stored in a bill storage chamber (25D) that is the movement origin of the bills (BL), while the rejected bill (BLR) is reserved on a conveyance path in the lower front conveyance part (22). Accordingly, the bill teller machine (10) is able to convey the rejected bill (BLR) to a reject chamber (17) connected to the upstream side relative to an identification part (14) and store the rejected bill in the reject chamber while other bills (BL) are retracted from the conveyance path.

No. of Pages : 38 No. of Claims : 7

(12) PATENT APPLICATION PUBLICATION

(21) Application No.202017051259 A

(19) INDIA

(22) Date of filing of Application :25/11/2020

(43) Publication Date : 19/02/2021

(54) Title of the invention : TOOL FOR TIGHTENING NUT ON A BOLT TO FORM A FIXED CONNECTION

(51) International classification	:B25B0029020000, B60K0006365000, F04B0009120000, A61C0017200000, F16B0031020000	(71) Name of Applicant : 1)PATENTEC QUICKDRIVE AS Address of Applicant :Gamle Songevei 119 4842 Arendal Norway
(31) Priority Document No	:20180870	(72) Name of Inventor :
(32) Priority Date	:20/06/2018	1)KAROLIUSSEN, Hilberg Inge
(33) Name of priority country	:Norway	
(86) International Application No	:PCT/NO2019/050131	
Filing Date	:20/06/2019	
(87) International Publication No	:WO 2019/245384	
(61) Patent of Addition to Application Number	:NA	
Filing Date	:NA	
(62) Divisional to Application Number	:NA	
Filing Date	:NA	

(57) Abstract :

A Tool for tightening a nut on a bolt to form a fixed connection, consisting of an air-driven hydraulic pump which transfers oil pressure to a hydraulic cylinder with a piston connected to a shaft which by means of an air-driven motor (90') is caused to screw on the threads of the bolt where the nut is connected to a second separate 5 air-driven motor (91') that screws the nut on the said bolt as the bolt is stretched.

No. of Pages : 6 No. of Claims : 5

(54) Title of the invention : ACTIVATED PECTIN-CONTAINING BIOMASS COMPOSITIONS, PRODUCTS, AND METHODS OF PRODUCING

(51) International classification	:C08B0037000000, C08L0005060000, C11B0013000000, C08B0001000000, A23L0033210000	(71) Name of Applicant : 1)CP KELCO APS Address of Applicant :Ved Banen 16 4623 Lille Skensved Denmark
(31) Priority Document No	:62/718001	(72) Name of Inventor :
(32) Priority Date	:13/08/2018	1)HANSEN, Jack Harbo
(33) Name of priority country	:U.S.A.	2)HENRIKSEN, Wencke Dybvik
(86) International Application No	:PCT/EP2019/071621	3)PEDERSEN, Heidi Liva
Filing Date	:12/08/2019	4)PEDERSEN, Tommy Ewi
(87) International Publication No	:WO 2020/035461	5)STAUNSTRUP, Jan Aae
(61) Patent of Addition to Application Number	:NA	
Filing Date	:NA	
(62) Divisional to Application Number	:NA	
Filing Date	:NA	

(57) Abstract :

Methods for producing an activated pectin-containing biomass composition are provided. These methods include A) mixing a starting pectin-containing biomass material comprising an insoluble fiber component and an insoluble protopectin component with an aqueous solution of an alcohol to form a mixture; B) activating the starting pectin-containing biomass material to form an activated pectin-containing biomass material comprising the insoluble fiber component and a soluble pectin component by subjecting the starting pectin-containing biomass material to (i) an activating solution formed by adding hydrochloric acid and/or sulfuric acid to the mixture to adjust the pH of the mixture within the range from at or about 0.5 to at or about 2.5 and (ii) heat to a temperature greater than at or about 40 degrees Celsius; C) applying mechanical energy either (i) to the mixture of step A), (ii) during the activating of step B), or (iii) to the mixture of step A) and during the activating of step B); and (D) separating the activated pectin-containing biomass material from the mixture. Alcohol is generally present in the mixture at an amount of greater than about 35 weight percent based on the total weight of the mixture. Activated pectin- containing biomass compositions are also provided.

No. of Pages : 80 No. of Claims : 45

(12) PATENT APPLICATION PUBLICATION

(21) Application No.202017051271 A

(19) INDIA

(22) Date of filing of Application :25/11/2020

(43) Publication Date : 19/02/2021

(54) Title of the invention : ADAPTABLE VOLTAGE MARGIN FOR A PROCESSOR

(51) International classification	:G06F0001080000, G06F0001324000, G06F0001329600, H04L0007033000, H04J0003060000	(71) Name of Applicant : 1)ADVANCED MICRO DEVICES, INC. Address of Applicant :2485 Augustine Drive Santa Clara, California 95054 U.S.A.
(31) Priority Document No	:15/990096	(72) Name of Inventor :
(32) Priority Date	:25/05/2018	1)KOSONOCKY, Stephen Victor
(33) Name of priority country	:U.S.A.	
(86) International Application No	:PCT/US2019/033507	
Filing Date	:22/05/2019	
(87) International Publication No	:WO 2019/226762	
(61) Patent of Addition to Application Number	:NA	
Filing Date	:NA	
(62) Divisional to Application Number	:NA	
Filing Date	:NA	

(57) Abstract :

A processor adjusts the voltage margin of a supply voltage based on a sampled clock frequency. The processor generates the supply voltage by combining the voltage margin with a specified nominal voltage, and provides the supply voltage to a processor module, such as graphics processing unit (GPU). In addition, an adaptive clock module (e.g., a digital frequency-locked loop) generates a clock signal for the processor module, wherein the frequency of the clock signal varies at least in part based on the supply voltage. The processor samples the frequency of the clock signal and adjusts the voltage margin based on the sampled frequency. The processor thereby keeps excursions in the clock frequency within a specified limit, thus supporting a relatively stable clock frequency.

No. of Pages : 12 No. of Claims : 15

(12) PATENT APPLICATION PUBLICATION

(21) Application No.202017051272 A

(19) INDIA

(22) Date of filing of Application :25/11/2020

(43) Publication Date : 19/02/2021

(54) Title of the invention : COMPOSITION FOR PREVENTING OR TREATING CANCER, COMPRISING A VASCULAR DISRUPTING AGENT AND TAXANE COMPOUND

(51) International classification :A61K0031427000,
A61K0045060000,
A61K0031337000,
A61K0031785000,
C07D0209040000

(31) Priority Document No :10-2018-0057131

(32) Priority Date :18/05/2018

(33) Name of priority country :Republic of Korea

(86) International Application No :PCT/KR2019/005941
Filing Date :17/05/2019

(87) International Publication No :WO 2019/221556

(61) Patent of Addition to Application Number :NA
Filing Date :NA

(62) Divisional to Application Number :NA
Filing Date :NA

(71)Name of Applicant :
1)CHONG KUN DANG PHARMACEUTICAL CORP.
Address of Applicant :8, Chungjeong-ro Seodaemun-Gu Seoul
03742 Republic of Korea

(72)Name of Inventor :
1)KIM, Soo Jin

(57) Abstract :

The present invention provides a composition for preventing or treating cancer, comprising (S)-N-(4-(3-(1H-1,2,4-triazole-1-yl)-4-(3,4,5-trimethoxybenzoyl)phenyl)thiazole-2-yl)-2-amino-3-methylbutanamide or pharmaceutically acceptable salts thereof and taxane compound or pharmaceutically acceptable salts thereof. The composition of the present invention shows an excellent effect of cancer treatment.

No. of Pages : 17 No. of Claims : 13

(12) PATENT APPLICATION PUBLICATION

(21) Application No.202017051274 A

(19) INDIA

(22) Date of filing of Application :25/11/2020

(43) Publication Date : 19/02/2021

(54) Title of the invention : PARCEL STORAGE BOX

(51) International classification	:A47G0029300000, A47G0029200000, A47G0029140000, A47G0007040000, A01G0009020000
(31) Priority Document No	:1808775.9
(32) Priority Date	:30/05/2018
(33) Name of priority country	:U.K.
(86) International Application No	:PCT/GB2019/051474
Filing Date	:30/05/2019
(87) International Publication No	:WO 2019/229439
(61) Patent of Addition to Application Number	:NA
Filing Date	:NA
(62) Divisional to Application Number	:NA
Filing Date	:NA

(71)Name of Applicant :

1)PARCERT LIMITED

Address of Applicant :c/o PARCERT LIMITED F10 Pool
Innovation Centre Trevenson Road Pool Redruth Cornwall TR15
3PL U.K.

(72)Name of Inventor :

1)PILLMAN, Lauren Elizabeth

2)CHAPMAN, Luke Adam

(57) Abstract :

A parcel storage box (10) comprises a base (12), a side wall (14) and a roof (16) joined to form a box (18) and a parapet (28) provided on an upper surface of the roof (16), the parapet (28) enclosing a volume for planting plants. An opening (20) is provided in the side wall (14) and a door (22) is hinged to the side wall (14) to close the opening (20). A lock (24) is provided for locking the door (22). A barrier (42) is provided on the base (12), the barrier (42) having a front surface (44) for contacting a rear surface of the door (22) and an upper surface (46), the upper surface (46) being sloped relative to the base (12), the upper surface (46) being closer to the base (12) at a front edge of the barrier (42).

No. of Pages : 16 No. of Claims : 25

(12) PATENT APPLICATION PUBLICATION

(21) Application No.202017051279 A

(19) INDIA

(22) Date of filing of Application :25/11/2020

(43) Publication Date : 19/02/2021

(54) Title of the invention : TETRACYCLIC HETEROARYL COMPOUNDS

(51) International classification	:A61P0035000000, C07D0487040000, C07D0498140000, C07D0413120000, A61K0031437000	(71) Name of Applicant : 1)ASTRAZENECA AB Address of Applicant :151 85 Sdertlje Sweden
(31) Priority Document No	:62/668321	(72) Name of Inventor :
(32) Priority Date	:08/05/2018	1)KETTLE, Jason, Grant
(33) Name of priority country	:U.S.A.	2)BAGAL, Sharanjeet, Kaur
(86) International Application No	:PCT/EP2019/061754	3)EATHERTON, Andrew, John
Filing Date	:07/05/2019	4)FILLERY, Shaun, Michael
(87) International Publication No	:WO 2019/215203	5)ROBB, Graeme, Richard
(61) Patent of Addition to Application Number	:NA	6)LAMONT, Scott, Gibson
Filing Date	:NA	7)KEMMITT, Paul, David
(62) Divisional to Application Number	:NA	8)GOLDBERG, Frederick, Woolf
Filing Date	:NA	

(57) Abstract :

The specification relates to compounds of Formula (I) and pharmaceutically acceptable salts thereof. The specification also relates to processes and intermediates used for their preparation, pharmaceutical compositions containing them and their use in the treatment of cell proliferative disorders.

No. of Pages : 151 No. of Claims : 19

(12) PATENT APPLICATION PUBLICATION

(21) Application No.202017051287 A

(19) INDIA

(22) Date of filing of Application :25/11/2020

(43) Publication Date : 19/02/2021

(54) Title of the invention : PRINTED CIRCUIT BOARD FOR SMOKE DETECTOR

(51) International classification	:G08B0017113000, G08B0017107000, H05K0005020000, G06F0003033800, H05K0005000000	(71) Name of Applicant : 1)AUTRONICA FIRE & SECURITY AS Address of Applicant :Haakon VII's gate 4 7041 Trondheim Norway
(31) Priority Document No	:NA	(72) Name of Inventor :
(32) Priority Date	:NA	1)PEDERSEN, Ole Martin
(33) Name of priority country	:NA	2)VANNEBO, Per Johan
(86) International Application No	:PCT/EP2018/064380	3)SVENDSEN, Hans Jorgen
Filing Date	:31/05/2018	
(87) International Publication No	:WO 2019/228635	
(61) Patent of Addition to Application Number	:NA	
Filing Date	:NA	
(62) Divisional to Application Number	:NA	
Filing Date	:NA	

(57) Abstract :

Disclosed is a smoke detector comprising: a housing including a base, the base including a planar surface configured for being positioned against and attached to a ceiling, a printed circuit board (PCB) comprising a substantially planar shape with a front surface and an opposing back surface spaced in a thickness direction T, and a plurality of perimeter edges including a bottom edge and an opposing top edge spaced in a height- wise direction H, a first side edge and an opposing second side edge spaced in a transverse direction, wherein the top edge comprises a first projection extending in the height-wise direction away from the top edge, the first projection including a first temperature sensor height- wise spaced from the top edge, and the PCB is mounted to the housing so that the front surface of the PCB is perpendicular to the planar surface of the base.

No. of Pages : 9 No. of Claims : 20

(12) PATENT APPLICATION PUBLICATION

(21) Application No.202017051288 A

(19) INDIA

(22) Date of filing of Application :25/11/2020

(43) Publication Date : 19/02/2021

(54) Title of the invention : SURGICAL DEVICES AND SYSTEMS WITH ROTATING END EFFECTOR ASSEMBLIES HAVING AN ULTRASONIC BLADE

(51) International classification	:A61B0018140000, A61B0018000000, A61B0017290000, A61B0034300000, A61B0017000000	(71) Name of Applicant : 1)ETHICON LLC Address of Applicant :#475 Street C, Suite 401 Los Frailes Industrial Park Guaynabo, USA, 00969 U.S.A.
(31) Priority Document No	:16/012287	(72) Name of Inventor :
(32) Priority Date	:19/06/2018	1)CUTI, Alexander R.
(33) Name of priority country	:U.S.A.	2)HARRIS, Demetrius
(86) International Application No	:PCT/IB2019/055161	
Filing Date	:19/06/2019	
(87) International Publication No	:WO 2019/244069	
(61) Patent of Addition to Application Number	:NA	
Filing Date	:NA	
(62) Divisional to Application Number	:NA	
Filing Date	:NA	

(57) Abstract :

Surgical devices and systems having rotating end effector assemblies for treating tissue are provided. Methods for using the same are also provided.

No. of Pages : 41 No. of Claims : 20

(12) PATENT APPLICATION PUBLICATION

(21) Application No.202017051289 A

(19) INDIA

(22) Date of filing of Application :25/11/2020

(43) Publication Date : 19/02/2021

(54) Title of the invention : ASYMMETRIC SHAFT SEAL

(51) International classification :A61B0017340000,
A61M0039060000,
H01M0008242000,
A61F0002360000,
A61B0017160000

(31) Priority Document No :16/009591

(32) Priority Date :15/06/2018

(33) Name of priority country :U.S.A.

(86) International Application No :PCT/IB2019/054297
Filing Date :23/05/2019

(87) International Publication No :WO 2019/239237

(61) Patent of Addition to Application Number :NA
Filing Date :NA

(62) Divisional to Application Number :NA
Filing Date :NA

(71)Name of Applicant :

1)ETHICON LLC

Address of Applicant :#475 Street C, Suite 401 Los Frailes
Industrial Park Guaynabo, USA, 00969 U.S.A.

(72)Name of Inventor :

1)HALL, Steven G.

2)MOZLOOM, JR., Joseph Thomas

3)BIRRI, Christopher W.

4)PRENGER, Daniel J.

5)KLENKE, Ryan Alan

(57) Abstract :

A trocar assembly includes a trocar that includes a trocar housing and a cannula that extends distally from the trocar housing, and an integral seal system positioned within a central passageway extending axially through the trocar and engageable against a surgical tool shaft extended therethrough. The integral seal system includes an asymmetric seal and a duckbill seal arranged distal to the asymmetric seal, and the asymmetric seal defines a diaphragm that complements insertion and extraction drag forces generated by the duckbill seal against the surgical tool shaft such that total insertion and extraction drag forces generated by the integral seal system are equalized.

No. of Pages : 19 No. of Claims : 20

(12) PATENT APPLICATION PUBLICATION

(21) Application No.202017051292 A

(19) INDIA

(22) Date of filing of Application :25/11/2020

(43) Publication Date : 19/02/2021

(54) Title of the invention : FRAME COMPRISING A BUILT-IN MOSQUITO/ANTI-POLLEN NET

(51) International classification :E06B0009540000,
E06B0003460000,
E05D0015060000,
E06B0003263000,
E05B0065080000

(31) Priority Document No :NA
(32) Priority Date :NA
(33) Name of priority country :NA
(86) International Application No :PCT/PT2018/050024
Filing Date :07/06/2018
(87) International Publication No :WO 2019/235947
(61) Patent of Addition to Application Number :NA
Filing Date :NA
(62) Divisional to Application Number :NA
Filing Date :NA

(71)Name of Applicant :

1)BBG, S.A.

Address of Applicant :Zona Industrial de Esposende Rua Dr. Francisco S; Carneiro, 475C 4740-473 Esposende Portugal

(72)Name of Inventor :

1)MACHADO RAINHA, Hugo Miguel

(57) Abstract :

The present invention relates to an aluminium frame for producing doors or windows, which is applied to a door or window opening in a building. Said frame consists of at least one fixed rim (1) and fixed or movable panels (4) which comprise a central upright (6) and a reinforcing upright (5), handles (3) (7), and a roller of a mosquito/anti-pollen net (9), which is built into a profile (10). The frame comprises a system (2) for blocking the panels (4), which is built into the aluminium profiles of the fixed rim (1), as well as a system (8) for blocking the mosquito/anti-pollen net (9), which allows the profile (11) of the net (9) to be attached to the handle (7). The movements of the net (9) and the panels (4) can be manual or automatic and in both cases this movement is facilitated by a slide strip (13) with built-in ball bearings.

No. of Pages : 12 No. of Claims : 13

(12) PATENT APPLICATION PUBLICATION

(21) Application No.202017051298 A

(19) INDIA

(22) Date of filing of Application :25/11/2020

(43) Publication Date : 19/02/2021

(54) Title of the invention : MEDIUM HANDLING APPARATUS AND MEDIUM TRANSACTION APPARATUS

(51) International classification :G07D0011400000,
G07D0011260000,
G07D0011160000,
G07D0009000000,
D06F0037420000

(31) Priority Document No :2018-098005

(32) Priority Date :22/05/2018

(33) Name of priority country :Japan

(86) International Application No :PCT/JP2019/015785
Filing Date :11/04/2019

(87) International Publication No :WO 2019/225195

(61) Patent of Addition to Application Number :NA
Filing Date :NA

(62) Divisional to Application Number :NA
Filing Date :NA

(71)Name of Applicant :

1)OKI ELECTRIC INDUSTRY CO., LTD.

Address of Applicant :1-7-12, Toranomon, Minato-ku, Tokyo
1058460 Japan

(72)Name of Inventor :

1)MIYAZAWA, Daisuke

2)WAKABAYASHI, Madoka

(57) Abstract :

Provided is a medium handling apparatus having: a housing that has an opening part formed on an opening side where an internal space and the outside are in communication with each other and that has formed therein a door which can open/close the opening part; a plurality of units that are formed so as to be drawn from and retracted into the housing; a conveyance part that is provided to at least one of the plurality of units and that conveys a medium by rotating a roller; and a manual roller drive part that is provided in the vicinity of an end portion on the opening side in at least one of the plurality of units in a state of being retracted inside the housing, and that rotates the roller.

No. of Pages : 22 No. of Claims : 11

(12) PATENT APPLICATION PUBLICATION

(21) Application No.202017051311 A

(19) INDIA

(22) Date of filing of Application :25/11/2020

(43) Publication Date : 19/02/2021

(54) Title of the invention : COMPENSATOR ARRANGEMENT FOR TRANSPORT SYSTEMS

(51) International classification	:F16L0051020000, F16L0027108000, F16L0033280000, F16L0027100000, F16L0023036000	(71) Name of Applicant : 1)EAGLEBURGMANN GERMANY GMBH & CO. KG Address of Applicant :.,ussere Sauerlacher Str. 6-10 82515 Wolfratshausen Germany
(31) Priority Document No	:10 2018 208 477.7	(72) Name of Inventor : 1)JRGENSEN, Henrik
(32) Priority Date	:29/05/2018	
(33) Name of priority country	:Germany	
(86) International Application No	:PCT/EP2019/061892	
Filing Date	:09/05/2019	
(87) International Publication No	:WO 2019/228774	
(61) Patent of Addition to Application Number	:NA	
Filing Date	:NA	
(62) Divisional to Application Number	:NA	
Filing Date	:NA	

(57) Abstract :

The invention relates to a compensator arrangement, comprising a first fixing unit (10), a second fixing unit (20), and a flexible intermediate element (30) which is arranged dismantably between the first fixing unit (10) and the second fixing unit (20) with a main body (33), a first radial end flange (31) and a second radial end flange (32), wherein the first fixing unit (10) comprises a first connector element (11) with a first connecting body (11a) and a first fixing flange (11b) with a multiplicity of through openings (11c), a first counter-ring (12), a first clamping ring (13) and a first clamping device (14), in order to clamp the first radial end flange (31) releasably, wherein the first clamping device (14) comprises bolts (15) and elongate recesses (13a) for receiving the bolts, wherein the second fixing unit (20) comprises a second connector element (21) with a connecting body (21a) and a second fixing flange (21b) with a multiplicity of through openings (21c), a second counter-ring (22), a second clamping ring (23) and a second clamping device (24), in order to clamp the second radial end flange (32) releasably, wherein the second clamping device (24) comprises bolts (15) and elongate recesses for receiving the bolts, wherein the first end flange (31) of the flexible intermediate element (30) is clamped in a fluid-tight manner between the first fixing flange (11b) of the first connector element (11) and the first counter-ring (12), and wherein the second end flange (32) of the flexible intermediate element (30) is clamped in a fluid-tight manner between the second fixing flange (21b) of the second connector element (21) and the second counter-ring (22).

No. of Pages : 11 No. of Claims : 11

(12) PATENT APPLICATION PUBLICATION

(21) Application No.202017051312 A

(19) INDIA

(22) Date of filing of Application :25/11/2020

(43) Publication Date : 19/02/2021

(54) Title of the invention : PROCESS FOR POLYMERIZING OLEFIN IN A GAS PHASE REACTOR WITH IMPROVED THERMAL HOMOGENEITY

(51) International classification :C08F0010000000,
B01J0008240000,
B01J0008180000,
C08F0002010000,
B01J0008000000

(31) Priority Document No :18177750.9

(32) Priority Date :14/06/2018

(33) Name of priority country :EPO

(86) International Application No :PCT/EP2019/064035
Filing Date :29/05/2019

(87) International Publication No :WO 2019/238428

(61) Patent of Addition to Application Number :NA
Filing Date :NA

(62) Divisional to Application Number :NA
Filing Date :NA

(71)Name of Applicant :

1)BOREALIS AG

Address of Applicant :IZD Tower Wagramer Str. 17-19 1220
Vienna Austria

(72)Name of Inventor :

1)KRALLIS, Apostolos

2)KANELLOPOULOS, Vasileios

3)ELOVAINIO, Erno

4)NYFORS, Klaus

(57) Abstract :

The present invention relates to a process for polymerizing at least one olefin in gas phase in a fluidized bed in a polymerization reactor having a top zone of a generally conical shape as such that the equivalent cross-sectional diameter is monotonically decreasing with respect to the flow direction of the fluidization gas, a middle zone in direct contact with and below said top zone of a generally cylindrical shape and a bottom zone in direct contact and below said middle zone and of a generally conical shape as such that the equivalent cross-sectional diameter is monotonically increasing with respect to the flow direction of the fluidization gas, comprising the steps of: a) introducing a first stream of fluidization gas into the bottom zone; b) polymerizing at least one olefin in the presence of a polymerization catalyst in the fluidized bed formed by particles of a polymer of the at least one olefin suspended in an upwards flowing stream of the fluidization gas in the middle zone; c) withdrawing a second stream comprising the fluidization gas and optionally particles of a polymer of the at least one olefin from the top zone; characterized in that the temperature of the particles of the polymer of the at least one olefin in the fluidized bed (TPP) does not exceed 120% of the operating temperature set point (TS) of the polymerization reactor, wherein TPP and TS are both given in °C, and the use of said process for polymerizing an olefin homo- or copolymer having a narrow particle size distribution.

No. of Pages : 48 No. of Claims : 18

(54) Title of the invention : FLANGE, INSULATOR AND INSULATING PILLAR

(51) International classification	:H01B0017360000, H01B0017140000, H01B0017380000, H01M0002020000, H01M0008028200	(71) Name of Applicant : 1)JIANGSU SHEMAR ELECTRIC CO., LTD. Address of Applicant :No.66 Haiwei Road, Su-tong Science and Technology Park Nantong, Jiangsu 226017 China
(31) Priority Document No	:201820964869.1	(72) Name of Inventor :
(32) Priority Date	:20/06/2018	1)MA, Bin
(33) Name of priority country	:China	2)LIU, Chao
(86) International Application No	:PCT/CN2019/078755	3)FANG, Jiang
Filing Date	:19/03/2019	4)NI, Guiyan
(87) International Publication No	:WO 2019/242350	5)ZHOU, Shuchen
(61) Patent of Addition to Application Number	:NA	6)CAI, Xuejun
Filing Date	:NA	
(62) Divisional to Application Number	:NA	
Filing Date	:NA	

(57) Abstract :

Provided is a flange (100) connected to an end of an insulating tube (10), the flange includes a flange plate (110) abutting the end of the insulating tube, a groove (111) recessed toward inside of the insulating tube is disposed on the flange plate, the groove is connected to the insulating tube, an inflation valve (120) is disposed within the groove, the groove is filled with sealing material (130) which covers the inflation valve. Provided are also insulator and Insulating pillar using the flange. The flange, the insulator and insulating pillar help to protect the inflation valve from external force and the groove is filled with the sealing material to ensure the sealing performance of the flange.

No. of Pages : 10 No. of Claims : 9

(12) PATENT APPLICATION PUBLICATION

(21) Application No.202017051373 A

(19) INDIA

(22) Date of filing of Application :25/11/2020

(43) Publication Date : 19/02/2021

(54) Title of the invention : EYE DROPS THAT CURE CATARACTS PRESBYOPIA AND

(51) International classification	:A61K0009000000, A61F0013000000, A61K0033000000, A61K0045060000, A61K0009080000	(71) Name of Applicant : 1)CAO, Jinan Address of Applicant :6 Barter Crescent Forest Hill, Victoria 3131 Australia
(31) Priority Document No	:2018901462	(72) Name of Inventor : 1)CAO, Jinan
(32) Priority Date	:01/05/2018	
(33) Name of priority country	:Australia	
(86) International Application No	:PCT/AU2019/050379	
Filing Date	:28/04/2019	
(87) International Publication No	:WO 2019/210352	
(61) Patent of Addition to Application Number	:NA	
Filing Date	:NA	
(62) Divisional to Application Number	:NA	
Filing Date	:NA	

(57) Abstract :

This patent application discloses a method of manufacturing eye drops that can be used to ameliorate or cure eye conditions such as cataracts, presbyopia, glaucoma, astigmatism, dry eye as well as for generic eye care uses. The sole active ingredient of said eye drops is citric acid - its aqueous solution around 0.9% by weight, which can be adjusted to either higher or lower levels of concentration according to clinical needs. Citric acid can be sourced either from industrial products or from natural fruits such as lemons and pineapples.

No. of Pages : 9 No. of Claims : 5

(12) PATENT APPLICATION PUBLICATION

(21) Application No.202017051374 A

(19) INDIA

(22) Date of filing of Application :25/11/2020

(43) Publication Date : 19/02/2021

(54) Title of the invention : AUTOMATIC COOLING AND FIRE-EXTINGUISHING SYSTEM

(51) International classification	:A61B0018000000, G07C0005080000, B60R0016023000, B60R0016020000, B29C0035160000	(71) Name of Applicant : 1)ASES GROUP RESEARCH, SE Address of Applicant :Antala StaÅ;ka 1859/34 140 00 Praha 4, Krc Czech Republic
(31) Priority Document No	:PV 2018-438	(72) Name of Inventor : 1)KANTOR, TomÅ;Å;
(32) Priority Date	:29/08/2018	
(33) Name of priority country	:Czech Republic	
(86) International Application No	:PCT/CZ2019/000039	
Filing Date	:16/08/2019	
(87) International Publication No	:WO 2020/043221	
(61) Patent of Addition to Application Number	:NA	
Filing Date	:NA	
(62) Divisional to Application Number	:NA	
Filing Date	:NA	

(57) Abstract :

The automatic cooling and fire-extinguishing system is designed to be arranged inside the protected equipment, is comprised of the medium vehicle made of polymeric material in the shape of a three-dimensional body, where the vehicle includes the pressurized confined medium and the vehicle is adjusted to spontaneously form a nozzle allowing the medium release, wherein the medium (2) is designed as cooling medium with fire-extinguishing effects; in addition, the system is equipped with a sensor(s) (4) to monitor and evaluate the thermodynamic state of the medium (2) inside the vehicle (1) or on its surface or to release the medium (2) from the vehicle (1) having a general shape, and to perform active intervention against the source of an undesirable change in temperature occurring inside the protected equipment. In addition, the system is fitted with a detectors) (5) for the monitoring, evaluation, and control of thermal processes inside the protected equipment with the possibility of feedback-based adjustments allowing the protected equipment to be disconnected from the power supply unit, thus minimizing any negative thermal effect that starts developing inside the protected equipment or the possibility of secondary ignition occurrence.

No. of Pages : 9 No. of Claims : 9

(12) PATENT APPLICATION PUBLICATION

(21) Application No.202017051380 A

(19) INDIA

(22) Date of filing of Application :25/11/2020

(43) Publication Date : 19/02/2021

(54) Title of the invention : TONER REFILL CARTRIDGE CONNECTED TO MAIN BODY THROUGH INTERFACE BETWEEN DEVELOPMENT CARTRIDGE AND MAIN BODY

(51) International classification	:G03G0015080000, G03G0021180000, G03G0021160000, G03G0015010000, G03G0015000000	(71) Name of Applicant : 1)HEWLETT-PACKARD DEVELOPMENT COMPANY, L.P. Address of Applicant :10300 Energy Drive Spring Texas 77389 U.S.A.
(31) Priority Document No	:10-2018-0102566	(72) Name of Inventor :
(32) Priority Date	:30/08/2018	1)LEE, Seung Sup
(33) Name of priority country	:Republic of Korea	2)NOH, Jin Woo
(86) International Application No	:PCT/KR2018/014409	3)LEE, Young Ju
Filing Date	:22/11/2018	
(87) International Publication No	:WO 2020/045747	
(61) Patent of Addition to Application Number	:NA	
Filing Date	:NA	
(62) Divisional to Application Number	:NA	
Filing Date	:NA	

(57) Abstract :

An image forming apparatus includes a main body, a development cartridge supplying toner accommodated in a toner accommodating portion to an electrostatic latent image formed on a photoconductor to form a toner image, a toner refilling portion in the development cartridge and on which a toner refill cartridge for refilling toner in the toner accommodating portion is mounted, and a controller controlling operations of the image forming apparatus based on a connection between the development cartridge mounted on the main body and the toner refill cartridge mounted on the toner refilling portion. The toner refilling portion connects the toner refill cartridge to the main body through an interface between the development cartridge and the main body.

No. of Pages : 14 No. of Claims : 15

(12) PATENT APPLICATION PUBLICATION

(21) Application No.202017051381 A

(19) INDIA

(22) Date of filing of Application :25/11/2020

(43) Publication Date : 19/02/2021

(54) Title of the invention : DETECTING COMPLETION OF INJECTION OF TONER OF TONER REFILL CARTRIDGE

(51) International classification	:G03G0015080000, G03G0015000000, G03G0015160000, G03G0021180000, G01R0031690000	(71) Name of Applicant : 1)HEWLETT-PACKARD DEVELOPMENT COMPANY, L.P. Address of Applicant :10300 Energy Drive Spring, Texas 77389 U.S.A.
(31) Priority Document No	:10-2018-0102536	(72) Name of Inventor :
(32) Priority Date	:30/08/2018	1)HONG, Jinhwa
(33) Name of priority country	:Republic of Korea	2)LEE, SeungSup
(86) International Application No	:PCT/US2019/019987	
Filing Date	:28/02/2019	
(87) International Publication No	:WO 2020/046417	
(61) Patent of Addition to Application Number	:NA	
Filing Date	:NA	
(62) Divisional to Application Number	:NA	
Filing Date	:NA	

(57) Abstract :

A toner refill cartridge includes a body in which toner is accommodated, a plunger inserted into the body and movably coupled to the body in a longitudinal direction of the body to push the toner out of the body, a toner injection completion signal generator used to detect toner injection completion according to movement of the plunger, and a connection interface located at a tip portion of the body and connectable to an image forming apparatus to transfer information about a toner refill cartridge to the image forming apparatus.

No. of Pages : 16 No. of Claims : 15

(12) PATENT APPLICATION PUBLICATION

(21) Application No.202017051382 A

(19) INDIA

(22) Date of filing of Application :25/11/2020

(43) Publication Date : 19/02/2021

(54) Title of the invention : SYRINGES WITH PLUNGERS

(51) International classification	:A61M0005315000, A61B0017340000, A61M0005240000, A61F0002300000, H01H0013140000	(71) Name of Applicant : 1)HEWLETT-PACKARD DEVELOPMENT COMPANY, L.P. Address of Applicant :10300 Energy Drive Spring, Texas 77389 U.S.A.
(31) Priority Document No	:NA	(72) Name of Inventor :
(32) Priority Date	:NA	1)SMITH, Kenneth K.
(33) Name of priority country	:NA	2)STOREY, Matthew James
(86) International Application No	:PCT/US2018/048704	3)HICKMAN, Zackary Thomas
Filing Date	:30/08/2018	4)TRAN, An
(87) International Publication No	:WO 2020/046307	5)NADEAU, Bennett Alexander
(61) Patent of Addition to Application Number	:NA	
Filing Date	:NA	
(62) Divisional to Application Number	:NA	
Filing Date	:NA	

(57) Abstract :

In some examples, an apparatus (100) can include an outer syringe body (102) including a normally open switch (116) and a pushrod (110) and a plunger (106, 206) including a tab (212), where the tab of the plunger is adapted to be in contact with the pushrod when the plunger is moved from a first position (526) into the apparatus to a second position (528) to cause the pushrod to close the normally open switch.

No. of Pages : 18 No. of Claims : 24

(12) PATENT APPLICATION PUBLICATION

(21) Application No.202017051383 A

(19) INDIA

(22) Date of filing of Application :25/11/2020

(43) Publication Date : 19/02/2021

(54) Title of the invention : STRUCTURE FOR SELECTIVELY LOCKING TONER INLET SHUTTER

(51) International classification	:G03G0015080000, G03G0021180000, G03G0021160000, B60N0002360000, G03G0021120000	(71) Name of Applicant : 1)HEWLETT-PACKARD DEVELOPMENT COMPANY, L.P. Address of Applicant :10300 Energy Drive Spring, Texas 77389 U.S.A.
(31) Priority Document No	:10-2018-0102543	(72) Name of Inventor :
(32) Priority Date	:30/08/2018	1)CHO, Yong-Kwan
(33) Name of priority country	:Republic of Korea	2)CHOI, Woong-Yong
(86) International Application No	:PCT/US2019/029967	
Filing Date	:30/04/2019	
(87) International Publication No	:WO 2020/046430	
(61) Patent of Addition to Application Number	:NA	
Filing Date	:NA	
(62) Divisional to Application Number	:NA	
Filing Date	:NA	

(57) Abstract :

A printer includes a main body, a development cartridge attachable to and detachable from the main body, the development cartridge to supply toner contained in a toner container to an electrostatic latent image formed on a photoconductor, to form a visible toner image, a mounting portion including a toner inlet portion connected to the toner container, where a toner cartridge usable to refill toner in the toner container is mountable to the mounting portion, an inlet shutter rotatably provided in the mounting portion to be rotatable together with the toner cartridge, the inlet shutter rotatable between a blocking position to block the toner inlet portion from receiving toner and an inlet position to open the toner inlet portion to receive toner, a locking unit to selectively lock and unlock the inlet shutter, and a controller to control the locking unit to selectively lock and unlock the inlet shutter based on whether the toner cartridge is mounted to the mounting portion.

No. of Pages : 28 No. of Claims : 15

(12) PATENT APPLICATION PUBLICATION

(21) Application No.202017051384 A

(19) INDIA

(22) Date of filing of Application :25/11/2020

(43) Publication Date : 19/02/2021

(54) Title of the invention : COMBINATION CARTRIDGE

(51) International classification	:B33Y0030000000, B29C0064393000, B33Y0050020000, A61J0001100000, B33Y0010000000	(71) Name of Applicant : 1)HEWLETT-PACKARD DEVELOPMENT COMPANY, L.P. Address of Applicant :10300 Energy Drive Spring, Texas 77389 U.S.A.
(31) Priority Document No	:NA	(72) Name of Inventor :
(32) Priority Date	:NA	1)SMITH, Kenneth
(33) Name of priority country	:NA	2)RICHTSMEIER, Dean
(86) International Application No	:PCT/US2018/048753	3)LUKE, Jeff
Filing Date	:30/08/2018	4)LAVIGNE, Mathew
(87) International Publication No	:WO 2020/046317	5)FITZGERALD, Sean Daniel
(61) Patent of Addition to Application Number	:NA	
Filing Date	:NA	
(62) Divisional to Application Number	:NA	
Filing Date	:NA	

(57) Abstract :

An example device can include a reserve print materials container, an access port coupled to the reserve print materials container to receive, from a replenishment device, print materials directly to the reserve print materials container in-situ, and a main print materials container coupled to the reserve print materials container to receive print materials from the reserve print materials container.

No. of Pages : 14 No. of Claims : 15

(12) PATENT APPLICATION PUBLICATION

(21) Application No.202017051385 A

(19) INDIA

(22) Date of filing of Application :25/11/2020

(43) Publication Date : 19/02/2021

(54) Title of the invention : PRINT REFILL DEVICES

(51) International classification	:A61L0009040000, B67D0007020000, B32B0005160000, B02C0019000000, H04S0007000000	(71) Name of Applicant : 1)HEWLETT-PACKARD DEVELOPMENT COMPANY, L.P. Address of Applicant :10300 Energy Drive Spring, Texas 77389 U.S.A.
(31) Priority Document No	:NA	(72) Name of Inventor :
(32) Priority Date	:NA	1)LAVIGNE, Mathew
(33) Name of priority country	:NA	2)LUKE, Jeffrey H.
(86) International Application No	:PCT/US2018/048698	3)STOREY, Matthew James
Filing Date	:30/08/2018	4)WEST, Jefferson Blake
(87) International Publication No	:WO 2020/046304	5)NADEAU, Bennett Alexander
(61) Patent of Addition to Application Number	:NA	6)HICKMAN, Zackary Thomas
Filing Date	:NA	7)TRAN, An
(62) Divisional to Application Number	:NA	
Filing Date	:NA	

(57) Abstract :

Examples described herein relate to a print particle refill device consistent with the disclosure. For instance, a print particle refill device may comprise a cap disk to form a barrier between the print particle refill device and a receptacle, a first liner adjacent to the cap disk to seal print particles in the print particle refill device, and an actuating liner to wipe print particles, when present, from the receptacle.

No. of Pages : 14 No. of Claims : 15

(12) PATENT APPLICATION PUBLICATION

(21) Application No.202017051387 A

(19) INDIA

(22) Date of filing of Application :25/11/2020

(43) Publication Date : 19/02/2021

(54) Title of the invention : METHOD AND DEVICE FOR COMMUNICATION

(51) International classification	:H04L0005000000, H04W0072040000, H04B0007045600, H04J0013000000, H04L0025020000	(71) Name of Applicant : 1)HUAWEI TECHNOLOGIES CO., LTD. Address of Applicant :Huawei Administration Building Bantian, Longgang District Shenzhen, Guangdong 518129 China
(31) Priority Document No	:201810451238.4	(72) Name of Inventor :
(32) Priority Date	:11/05/2018	1)HUA, Meng
(33) Name of priority country	:China	2)YANG, Yuan
(86) International Application No	:PCT/CN2019/086478	3)TANG, Hao
Filing Date	:10/05/2019	4)ZHOU, Han
(87) International Publication No	:WO 2019/214737	5)JIANG, Changguo
(61) Patent of Addition to Application Number	:NA	6)WANG, Hao
Filing Date	:NA	
(62) Divisional to Application Number	:NA	
Filing Date	:NA	

(57) Abstract :

A method and device for communication. The method comprises: a first terminal side device determining a frequency domain resource of a scheduled first physical downlink shared channel (PDSCH), wherein the first PDSCH corresponds to a first demodulation reference signal (DM-RS) on a first antenna port; if the frequency domain resource comprises N consecutive frequency domain units, and each of L consecutive frequency domain units in the N frequency domain units has a second DM-RS on a second antenna port, the first terminal side device determining that pre-coding of the second DM-RS in each frequency domain unit of the L frequency domain units is the same, wherein the second DM-RS and the first DM-RS belong to the same code division multiplexing CDM group, and the second DM-RS corresponds to a scheduled second PDSCH of a second terminal side device; N is an integer greater than one, L is less than or equal to N, and is an integer greater than one.

No. of Pages : 26 No. of Claims : 20

(12) PATENT APPLICATION PUBLICATION

(21) Application No.202017051388 A

(19) INDIA

(22) Date of filing of Application :25/11/2020

(43) Publication Date : 19/02/2021

(54) Title of the invention : SOIL AMELIORATION METHOD

(51) International classification	:A01G0007000000, C02F0101320000, C05G0003800000, C12P0001000000, A01G0022600000	(71) Name of Applicant : 1)AQUASOLUTION CORPORATION Address of Applicant :443, Kazawa, Tomi-shi, Nagano 3890514 Japan
(31) Priority Document No	:2018-103058	(72) Name of Inventor :
(32) Priority Date	:30/05/2018	1)SATO Takashi
(33) Name of priority country	:Japan	
(86) International Application No	:PCT/JP2019/021247	
Filing Date	:29/05/2019	
(87) International Publication No	:WO 2019/230778	
(61) Patent of Addition to Application Number	:NA	
Filing Date	:NA	
(62) Divisional to Application Number	:NA	
Filing Date	:NA	

(57) Abstract :

The present invention addresses the problem of providing a soil amelioration method that makes it possible to conveniently ameliorate soil. This soil amelioration method involves applying nano-bubble water to soil.

No. of Pages : 22 No. of Claims : 8

(12) PATENT APPLICATION PUBLICATION

(21) Application No.202017051389 A

(19) INDIA

(22) Date of filing of Application :25/11/2020

(43) Publication Date : 19/02/2021

(54) Title of the invention : MICROBUBBLE-GENERATING DEVICE

(51) International classification :B01F0003040000,
B01F0005060000,
B01F0005040000,
B01F0015020000,
A01G0025020000

(31) Priority Document No :2018-103057
(32) Priority Date :30/05/2018
(33) Name of priority country :Japan
(86) International Application No :PCT/JP2019/021263
Filing Date :29/05/2019
(87) International Publication No :WO 2019/230787
(61) Patent of Addition to Application Number :NA
Filing Date :NA
(62) Divisional to Application Number :NA
Filing Date :NA

(71)Name of Applicant :

1)AQUASOLUTION CORPORATION

Address of Applicant :443, Kazawa, Tomi-shi, Nagano
3890514 Japan

(72)Name of Inventor :

1)TSUCHIYA Yukihiro

(57) Abstract :

Provided is a microbubble-generating device capable, when generating microbubbles in a liquid, of appropriately mixing a gas into a liquid ejected from a liquid ejector. The microbubble-generating device comprises a liquid ejector for ejecting a liquid, a gas mixer for pressurizing and mixing a gas into the liquid ejected from the liquid ejector, and a microbubble generator for generating microbubbles in the liquid by passing the liquid with intermixed gas therethrough. Between the liquid ejector and the microbubble generator, the gas mixer pressurizes and mixes the gas into the liquid, which is flowing in a pressurized state toward the microbubble generator.

No. of Pages : 74 No. of Claims : 10

(12) PATENT APPLICATION PUBLICATION

(21) Application No.202017051390 A

(19) INDIA

(22) Date of filing of Application :25/11/2020

(43) Publication Date : 19/02/2021

(54) Title of the invention : FERTILIZER ABSORPTION IMPROVEMENT METHOD

(51) International classification	:A01G0007000000, A01B0079020000, A61K0047280000, C05D0009000000, H01L0051420000	(71) Name of Applicant : 1)AQUASOLUTION CORPORATION Address of Applicant :443, Kazawa, Tomi-shi, Nagano 3890514 Japan
(31) Priority Document No	:2018-103097	(72) Name of Inventor :
(32) Priority Date	:30/05/2018	1)SATO Takashi
(33) Name of priority country	:Japan	
(86) International Application No	:PCT/JP2019/021265	
Filing Date	:29/05/2019	
(87) International Publication No	:WO 2019/230788	
(61) Patent of Addition to Application Number	:NA	
Filing Date	:NA	
(62) Divisional to Application Number	:NA	
Filing Date	:NA	

(57) Abstract :

The present invention addresses the problem of providing a fertilizer absorption improvement method that makes it possible to conveniently improve fertilizer absorption. This fertilizer absorption improvement method involves applying nano-bubble water to a plant.

No. of Pages : 21 No. of Claims : 6

(12) PATENT APPLICATION PUBLICATION

(21) Application No.202017051391 A

(19) INDIA

(22) Date of filing of Application :25/11/2020

(43) Publication Date : 19/02/2021

(54) Title of the invention : SPATIAL THERMAL DENSITY REDUCTION FOR MMWAVE ANTENNA ARRAYS

(51) International classification :H04B0007060000,
H04B0001400000,
H01Q0003240000,
H01Q0003260000,
H01Q0025000000

(31) Priority Document No :NA
(32) Priority Date :NA
(33) Name of priority country :NA
(86) International Application No :PCT/US2018/040441
Filing Date :29/06/2018
(87) International Publication No :WO 2020/005294
(61) Patent of Addition to Application Number :NA
Filing Date :NA
(62) Divisional to Application Number :NA
Filing Date :NA

(71)Name of Applicant :

1)APPLE INC.

Address of Applicant :One Apple Park Way Cupertino,
California 95014 U.S.A.

(72)Name of Inventor :

1)ORHAN, Oner

2)ELLIOTT, Brent

3)NIKOPUR, Hosein

4)SASOGLU, Eren

5)TALWAR, Shilpa

(57) Abstract :

An apparatus, method and computer readable medium for special thermal density reduction by antenna thinning. A system comprises N transmit/receive (TX/RX) chains, where each TX/RX chain comprises an RFFE and each RFFE comprises one or more thermal sensors configured to measure heat in the RFFE. An antenna array coupled to the plurality of TX/RX chains. A codebook that comprises a plurality of code words configured to respond to real-time heat measurements from the thermal sensors in each TX/RX chain is configured to switch off selected TX/RX chains to reduce thermal density at the antenna array while maintaining M RFFEs switched on, where M

No. of Pages : 33 No. of Claims : 21

(12) PATENT APPLICATION PUBLICATION

(21) Application No.202017051392 A

(19) INDIA

(22) Date of filing of Application :25/11/2020

(43) Publication Date : 19/02/2021

(54) Title of the invention : MILLIMETER WAVE (MMWAVE) SYSTEM AND METHODS

(51) International classification :H04B0001120000,
H04W0072080000,
H04B0001100000,
H03G0003300000,
H04B0017318000

(31) Priority Document No :NA
(32) Priority Date :NA
(33) Name of priority country :NA
(86) International Application No :PCT/US2018/038906
Filing Date :22/06/2018
(87) International Publication No :WO 2019/245572
(61) Patent of Addition to Application Number :NA
Filing Date :NA
(62) Divisional to Application Number :NA
Filing Date :NA

(71)Name of Applicant :

1)APPLE INC.

Address of Applicant :One Apple Park Way Cupertino,
California 95014 U.S.A.

(72)Name of Inventor :

1)GALEEV, Mikhail, T.

2)ORHAN, Oner

3)AMADJIKPE, Arnaud, Lucre

4)GREWELL, Benjamin

5)NADERIALIZADEH, Navid

6)NIKOPOUR, Hosein

7)SUDHAKARAN, Susruth

8)TALWAR, Shilpa

9)XIAN, Liang

(57) Abstract :

A mobile communication device that is configured to cancel interference within received millimeter wave band signals. The device includes a receiver circuit that is configured to receive a millimeter wave band signal, adjust gain provided to the millimeter wave band signal at a first amplifier, cancel interference in millimeter wave band signal after gain is adjusted by the first amplifier, and adjust gain provided to the millimeter wave band signal at a second amplifier after interference is cancelled.

No. of Pages : 27 No. of Claims : 25

(12) PATENT APPLICATION PUBLICATION

(21) Application No.202017051393 A

(19) INDIA

(22) Date of filing of Application :25/11/2020

(43) Publication Date : 19/02/2021

(54) Title of the invention : NON-AQUEOUS LIQUID ELECTROLYTE COMPOSITION

(51) International classification	:H01M0004525000, H01M0010052500, H01M0010056900, H01M0004505000, H01M0010056700	(71) Name of Applicant : 1)SOLVAY SA Address of Applicant :Rue de Ransbeek, 310 1120 Bruxelles Belgium
(31) Priority Document No	:18170730.8	(72) Name of Inventor :
(32) Priority Date	:04/05/2018	1)WON, Ji-Hye
(33) Name of priority country	:EPO	2)Moon-Hyung CHOI
(86) International Application No	:PCT/EP2019/061188	3)OH, Mi-Soon
Filing Date	:02/05/2019	4)LEE, Hyun-Cheol
(87) International Publication No	:WO 2019/211353	5)HOUGH, Lawrence, Alan
(61) Patent of Addition to Application Number	:NA	6)KIM, Hae-Young
Filing Date	:NA	
(62) Divisional to Application Number	:NA	
Filing Date	:NA	

(57) Abstract :

This invention relates to a non-aqueous liquid electrolyte composition suitable for secondary battery cells, especially lithium-ion secondary battery cells. Such electrolyte composition comprises a) at least one non-fluorinated cyclic carbonate and at least one fluorinated cyclic carbonate, b) at least one fluorinated acyclic carboxylic acid ester, c) at least one electrolyte salt, d) at least one lithium borate compound, e) at least one cyclic sulfur compound, and f) optionally at least one cyclic carboxylic acid anhydride, all components being present in specific proportions. It can advantageously be used in batteries comprising a cathode material comprising a lithium nickel manganese cobalt oxide (NMC) or a lithium cobalt oxide (LCO), especially at a high operating voltage.

No. of Pages : 28 No. of Claims : 18

(54) Title of the invention : POINT-OF-CARE MEDICAL ANALYZER CONSUMABLE AVAILABILITY PREDICTION

(51) International classification	:G01N0035000000, G16H0010400000, G16H0040630000, A61B0005020500, G16H0040400000	(71) Name of Applicant : 1)RADIOMETER MEDICAL APS Address of Applicant :...kandevej 21 2700 Br,nsh j Denmark
(31) Priority Document No	:PA 2018 00196	(72) Name of Inventor :
(32) Priority Date	:04/05/2018	1)GERING, Henrik, Jepsen
(33) Name of priority country	:Denmark	2)TOMASZEWSKA, Halina
(86) International Application No	:PCT/EP2019/061218	
Filing Date	:02/05/2019	
(87) International Publication No	:WO 2019/211365	
(61) Patent of Addition to Application Number	:NA	
Filing Date	:NA	
(62) Divisional to Application Number	:NA	
Filing Date	:NA	

(57) Abstract :

Point-of-care medical analyzers, such as blood-gas analyzers, indicate a wide range of medical conditions and such analyses have, thus, found widespread use in medical practice. However, such point-of-care medical analyzers require frequent reagent replenishment. Organising for the replacement of reagents may be difficult, and is often undesirable to store large amount of reagent at a particular point-of-care. Accordingly, the present application describes an apparatus for generating predicted consumable state data of a point-of-care medical analyzer, comprising an input unit and a processing unit. The input unit is configured to receive initial consumable state data of a point-of-care medical analyzer defining an initial amount of a point-of-care medical analyzer consumable present in the point-of-care medical analyzer, and an analyzer identifier at a first time index. The input unit is configured to receive a second time index. The processing unit is configured to generate predicted consumable state data defining an amount of the point-of-care medical analyzer consumable predicted to be present in the point-of-care medical analyzer at the second time index using a predicted consumable depletion model selected using at least the analyzer identifier and the initial consumable state data. The predicted consumable depletion model comprises (i) a consumable model of the point-of-care medical analyzer defining a consumable depletion rate of the point-of-care medical analyzer consumable in the point-of-care medical analyzer for a test, and (ii) a point-of-care medical analyzer use model defining an occurrence rate of the test. The predicted consumable state data is generated by the processing unit based on an aggregation of the initial amount of a point-of-care medical analyzer consumable present in the point-of-care medical analyzer, and the outputs of at least the consumable model and the point-of-care medical analyzer use model between the first time index and the second time index.

No. of Pages : 34 No. of Claims : 16

(12) PATENT APPLICATION PUBLICATION

(21) Application No.202017051405 A

(19) INDIA

(22) Date of filing of Application :25/11/2020

(43) Publication Date : 19/02/2021

(54) Title of the invention : KEY MANAGEMENT SYSTEM AND METHOD

(51) International classification	:H04L0009080000, H04L0029060000, H04L0009320000, G06F0021600000, G06F0021720000	(71) Name of Applicant : 1)AMAZON TECHNOLOGIES, INC. Address of Applicant :P.O. Box 81226 Seattle, Washington 98108-1226 U.S.A.
(31) Priority Document No	:15/969695	(72) Name of Inventor :
(32) Priority Date	:02/05/2018	1)RUDZITIS, Aleksandrs J.
(33) Name of priority country	:U.S.A.	2)PISHARODY, Sreekumar Mukundan
(86) International Application No	:PCT/US2019/028399	3)BEER, John Kenneth
Filing Date	:19/04/2019	4)FARLEY, Benjamin Tillman
(87) International Publication No	:WO 2019/212773	
(61) Patent of Addition to Application Number	:NA	
Filing Date	:NA	
(62) Divisional to Application Number	:NA	
Filing Date	:NA	

(57) Abstract :

A network-based service for the management of cryptographic key, such as a key management service ("KMS"), provides a web service application programming interface ("API"). Cryptographic keys managed by the service may be stored in a one or more network connected cryptographic devices such as network-connected hardware security modules ("HSM"). The key management service maintains metadata associated with the cryptographic keys. When a request is received by the key management service, the key management service uses an identifier provided with the request to identify metadata associated with a cryptographic key used to fulfill the request. The key management service uses the metadata to identify a cryptographic device containing the cryptographic key. The key management service generates a set of commands for fulfilling the request such that the commands are compatible with a protocol implemented by the identified cryptographic device, and the set of commands are sent to the identified cryptographic device.

No. of Pages : 31 No. of Claims : 15

(54) Title of the invention : LIQUID SUPPLY APPARATUS

(51) International classification	:B01F0003040000, B01F0005060000, B01F0005040000, A01G0025020000, B41J0002175000	(71) Name of Applicant : 1)AQUASOLUTION CORPORATION Address of Applicant :443, Kazawa, Tomi-shi, Nagano 3890514 Japan
(31) Priority Document No	:2018-103008	(72) Name of Inventor : 1)TSUCHIYA Yukihiro
(32) Priority Date	:30/05/2018	
(33) Name of priority country	:Japan	
(86) International Application No	:PCT/JP2019/021242	
Filing Date	:29/05/2019	
(87) International Publication No	:WO 2019/230775	
(61) Patent of Addition to Application Number	:NA	
Filing Date	:NA	
(62) Divisional to Application Number	:NA	
Filing Date	:NA	

(57) Abstract :

Provided is a liquid supply apparatus which is capable of directly taking in a liquid from a flow channel and appropriately mixing a gas into the liquid when generating microbubbles in the liquid using a microbubble-generating device. The liquid supply apparatus comprises a flow channel for a liquid supplied from a liquid supply source and a microbubble-generating device for generating microbubbles in the liquid. The microbubble-generating device is provided with: a liquid ejector for ejecting the liquid taken in from the flow channel; a gas mixer for pressurizing and mixing a gas into the liquid ejected from the liquid ejector; and a microbubble-generating nozzle for generating microbubbles in the liquid by passing the liquid with intermixed gas therethrough. The pressure of the liquid in the flow channel flowing into the liquid ejector from the upstream-side of the liquid ejector is a positive pressure and, between the liquid ejector and the microbubble-generating nozzle, the gas mixer pressurizes and mixes the gas into the liquid, which is flowing in a pressurized state toward the microbubble-generating nozzle.

No. of Pages : 86 No. of Claims : 16

(12) PATENT APPLICATION PUBLICATION

(21) Application No.202017051407 A

(19) INDIA

(22) Date of filing of Application :25/11/2020

(43) Publication Date : 19/02/2021

(54) Title of the invention : COMPOSITE STRUCTURAL ELEMENTS

(51) International classification	:B64C0001060000, B64C0003180000, B29L0031080000, B32B0009020000, B29C0070480000	(71) Name of Applicant : 1)ISRAEL AEROSPACE INDUSTRIES LTD. Address of Applicant :Ben Gurion International Airport 701000 Lod Israel
(31) Priority Document No	:259149	(72) Name of Inventor :
(32) Priority Date	:03/05/2018	1)KOSKAS, Elie
(33) Name of priority country	:Israel	2)WEISSBERG, Victor
(86) International Application No	:PCT/IL2019/050490	
Filing Date	:02/05/2019	
(87) International Publication No	:WO 2019/211852	
(61) Patent of Addition to Application Number	:NA	
Filing Date	:NA	
(62) Divisional to Application Number	:NA	
Filing Date	:NA	

(57) Abstract :

A composite structural member including at least one first flange element made from a first composite material, and at least one first web element made from a second composite material. The at least one first web element is connected to at least one first flange element in a non-coplanar manner along a corresponding mutual first edge via a first corner element made from a third composite material, the mutual first edge extending along a first direction. The third composite material includes a corresponding first plurality of third composite material first fibers and a corresponding second plurality of third composite material second fibers embedded in a corresponding third composite material matrix in a non-parallel orientation with respect to the third composite material first fibers, wherein the third composite material first fibers are nominally orthogonal to the mutual first edge or to the first direction.

No. of Pages : 27 No. of Claims : 31

(12) PATENT APPLICATION PUBLICATION

(21) Application No.202017051410 A

(19) INDIA

(22) Date of filing of Application :25/11/2020

(43) Publication Date : 19/02/2021

(54) Title of the invention : METHOD AND SYSTEM FOR PRODUCING ONE OR MORE OLEFINS AND ONE OR MORE CARBOXYLIC ACIDS

(51) International classification :C07C0005480000,
C07C0011040000,
C07C0005333000,
B01J0019000000,
C07C0007110000

(31) Priority Document No :18179086.6

(32) Priority Date :21/06/2018

(33) Name of priority country :EPO

(86) International Application No :PCT/EP2019/066308
Filing Date :19/06/2019

(87) International Publication No :WO 2019/243480

(61) Patent of Addition to Application Number :NA
Filing Date :NA

(62) Divisional to Application Number :NA
Filing Date :NA

(71)Name of Applicant :

1)LINDE GMBH

Address of Applicant :Dr.-Carl-von-Linde-Strasse 6-14 82049 Pullach Germany

(72)Name of Inventor :

1)ZELLHUBER, Mathieu

2)SCHUBERT, Martin

3)MEISWINKEL, Andreas

4)WINKLER, Florian

5)TOTA, Desislava

6)ZANDER, Hans-Jrg

(57) Abstract :

The invention relates to a method for producing one or more olefins and one or more carboxylic acids, in which one or more paraffins is or are subjected to an oxidative dehydrogenation. For the oxidative dehydrogenation, a reactor (10) having a plurality of reaction zones (11, 12, 13) is used, a gas mixture comprising the one or more paraffins is successively passed through the reaction zones (11, 12, 13), and at least two of the reaction zones (11, 12, 13) are subject to varying temperature influences. The invention also relates to a corresponding system (100).

No. of Pages : 33 No. of Claims : 15

(12) PATENT APPLICATION PUBLICATION

(21) Application No.202017051413 A

(19) INDIA

(22) Date of filing of Application :25/11/2020

(43) Publication Date : 19/02/2021

(54) Title of the invention : COUPLING UNIT ATTACHED TO A COMPOSITE BOARD

(51) International classification	:H01R0025140000, H01R0031060000, H01R0025160000, H01R0013240000, H01R0012620000	(71) Name of Applicant : 1)LED IBOND INTERNATIONAL A/S Address of Applicant :Agern Alle 5A 2970 H ₂ rsholm Denmark
(31) Priority Document No	:PA 2018 70260	(72) Name of Inventor : 1)FREDERIKSEN, Lars
(32) Priority Date	:02/05/2018	
(33) Name of priority country	:Denmark	
(86) International Application No	:PCT/DK2019/050136	
Filing Date	:02/05/2019	
(87) International Publication No	:WO 2019/210926	
(61) Patent of Addition to Application Number	:NA	
Filing Date	:NA	
(62) Divisional to Application Number	:NA	
Filing Date	:NA	

(57) Abstract :

The present invention relates to an electrical supply module comprising a composite board comprising a first and a second layer of an electrically conducting material separated by an insulator, which first layer forms an outer surface comprising a first electrical contact site, the composite board having a recess, allowing access to a second electrical contact site at the second layer, the recess having a coupling portion and a coupling unit having a complementary coupling portion allowing releasable coupling with the coupling portion of the recess, a first electrical contact area and a second electrical contact area, wherein coupling of the coupling portion and the complementary coupling portion establishes electrical connection from the first and second electrical contact sites to the first and second electrical contact areas, respectively. The electrical supply module provides a flexible device that allows freely adding and removing various electronic components to the composite board.

No. of Pages : 34 No. of Claims : 16

(12) PATENT APPLICATION PUBLICATION

(21) Application No.202017051416 A

(19) INDIA

(22) Date of filing of Application :25/11/2020

(43) Publication Date : 19/02/2021

(54) Title of the invention : COMPOSITION

(51) International classification	:C09D0163000000, C08L0063000000, C09D0005030000, C09J0163000000, C09D0007400000	(71) Name of Applicant : 1)JOTUN A/S Address of Applicant :P.O. Box 2021 3202 Sandefjord Norway
(31) Priority Document No	:18176346.7	(72) Name of Inventor :
(32) Priority Date	:06/06/2018	1)OWE, Lars-Erik
(33) Name of priority country	:EPO	2)JACOB, Shibu
(86) International Application No	:PCT/EP2019/064756	3)MITROKHIN, Maxim
Filing Date	:06/06/2019	
(87) International Publication No	:WO 2019/234139	
(61) Patent of Addition to Application Number	:NA	
Filing Date	:NA	
(62) Divisional to Application Number	:NA	
Filing Date	:NA	

(57) Abstract :

The present invention relates to a particulate coating composition, and preferably a powder coating composition, comprising: (i) at least one epoxy resin; (ii) at least one curing agent; (iii) at least one organosilane adhesion promoter; and (iv) 0.5-9.0 wt% metal flakes, wherein said metal flakes are selected from zinc flakes, aluminium flakes, stainless steel flakes or magnesium flakes.

No. of Pages : 29 No. of Claims : 16

(12) PATENT APPLICATION PUBLICATION

(21) Application No.202017051426 A

(19) INDIA

(22) Date of filing of Application :25/11/2020

(43) Publication Date : 19/02/2021

(54) Title of the invention : NOVEL COMPOSITE AND EMULSIFIED COMPOSITION

(51) International classification	:A61K0008060000, A61Q0019000000, A61K0008420000, A61Q0001020000, A61Q0005120000	(71) Name of Applicant : 1)KOKYU ALCOHOL KOGYO CO., LTD. Address of Applicant :Taieikogyodanchi, 641-6, Kichioka, Narita-shi, Chiba 2870225 Japan
(31) Priority Document No	:2018-086864	(72) Name of Inventor :
(32) Priority Date	:27/04/2018	1)OMURA, Takayuki
(33) Name of priority country	:Japan	2)HANADA, Naomi
(86) International Application No	:PCT/JP2019/017030	
Filing Date	:22/04/2019	
(87) International Publication No	:WO 2019/208497	
(61) Patent of Addition to Application Number	:NA	
Filing Date	:NA	
(62) Divisional to Application Number	:NA	
Filing Date	:NA	

(57) Abstract :

The purpose of this invention is to provide: a novel composite that can be used as an emulsifier; and an emulsified composition. This composite is obtained by combining an amide alcohol and a carboxy group-containing polymer, and the composite provides water-in-oil emulsifying or oil-in-water emulsifying capability.

No. of Pages : 53 No. of Claims : 12

(12) PATENT APPLICATION PUBLICATION

(21) Application No.202017051454 A

(19) INDIA

(22) Date of filing of Application :26/11/2020

(43) Publication Date : 19/02/2021

(54) Title of the invention : METHODS AND COMPOSITIONS FOR INCREASING NAD LEVEL IN MAMMALS WITH D-RIBOSE AND VITAMIN B3

(51) International classification	:A61K0031706000, A61K0031455000, A61K0031700400, A61K0008670000, A23L0033150000
(31) Priority Document No	:62/669962
(32) Priority Date	:10/05/2018
(33) Name of priority country	:U.S.A.
(86) International Application No	:PCT/US2019/031889
Filing Date	:10/05/2019
(87) International Publication No	:WO 2019/217935
(61) Patent of Addition to Application Number	:NA
Filing Date	:NA
(62) Divisional to Application Number	:NA
Filing Date	:NA

(71)Name of Applicant :

1)BIOENERGY LIFE SCIENCE, INC.

Address of Applicant :13840 Johnson Street NE Ham Lake,
Minnesota 55304 U.S.A.

(72)Name of Inventor :

1)XUE, Yongquan

(57) Abstract :

Methods and compositions for increasing NAD levels in mammals by administering to the mammal an effective amount of D-ribose or D-ribose with Vitamin B3, where the Vitamin B3 may be niacin, nicotinamide, nicotinamide riboside or nicotinamide mononucleotide. The ratio between D-ribose and Vitamin B3 could vary between 0.5:10 and 10:0.5. The timing of administration to the mammal is at a time when the mammal is active or about to be active, whether the mammal is diurnal or nocturnal.

No. of Pages : 12 No. of Claims : 5

(12) PATENT APPLICATION PUBLICATION

(21) Application No.202017051479 A

(19) INDIA

(22) Date of filing of Application :26/11/2020

(43) Publication Date : 19/02/2021

(54) Title of the invention : STABILIZATION OF COLLAGEN SCAFFOLDS

(51) International classification	:A61F0002140000, A61L0027360000, A61L0027240000, B65D0053060000, B65D0085000000	(71) Name of Applicant : 1)GEBAUER-KLOPOTEK PATENT VERWALTUNGS-UG Address of Applicant :Monbachstrasse 7/1 75242 Neuhausen Germany
(31) Priority Document No	:62/693192	(72) Name of Inventor :
(32) Priority Date	:02/07/2018	1)KLOPOTEK, Peter, J.
(33) Name of priority country	:U.S.A.	
(86) International Application No	:PCT/IB2019/000779	
Filing Date	:02/07/2019	
(87) International Publication No	:WO 2020/008258	
(61) Patent of Addition to Application Number	:NA	
Filing Date	:NA	
(62) Divisional to Application Number	:NA	
Filing Date	:NA	

(57) Abstract :

Shape-stabilized collagen scaffolds and methods of obtaining such stabilized scaffolds are disclosed. Stroma can be harvested, for example, from human or porcine corneal stroma. The stroma can be shaped during excision or in a separate step after excision. Following shaping (and preferably decellularization), the excised stroma portion is subject to pressure, force or vacuum to reduce fluid content and then irradiated or otherwise treated to induce crosslinking of collagen chains or fibrils. Various sources of energy can be employed to induce peptide bond crosslinking of collagen including, for example, ultraviolet (UV) radiation. The scaffolds can also be selectively densified or patterned. The invention is particularly useful in forming stable lenticules for intracorneal implantation in additive ocular surgery.

No. of Pages : 40 No. of Claims : 61

(54) Title of the invention : A METHOD FOR RECOVERY OF ETHYLENE OXIDE

(51) International classification	:C07D0301320000, B01D0003380000, B01D0053140000, C07D0301080000, C07C0029100000	(71) Name of Applicant : 1)OZERO, Brian Address of Applicant :P.O. Box 1524 Westhampton Beach, New York 11978 U.S.A.
(31) Priority Document No	:62/680210	(72) Name of Inventor :
(32) Priority Date	:04/06/2018	1)OZERO, Brian
(33) Name of priority country	:U.S.A.	
(86) International Application No	:PCT/US2019/032179	
Filing Date	:14/05/2019	
(87) International Publication No	:WO 2019/236249	
(61) Patent of Addition to Application Number	:NA	
Filing Date	:NA	
(62) Divisional to Application Number	:NA	
Filing Date	:NA	

(57) Abstract :

Ethylene oxide purification by quenching and washing ethylene oxide reactor effluent prior to passing the gaseous ethylene oxide-containing stream to an ethylene oxide absorber to form a dilute aqueous ethylene oxide and carbon dioxide solution and thereafter stripping that solution in an EO stripper to produce a gaseous ethylene oxide and carbon dioxide-containing overhead vapor which is then passed to a reabsorber wherein the ethylene oxide and part of the carbon dioxide vapors are absorbed to form an aqueous reabsorbate solution from which carbon dioxide is removed to produce an ethylene oxide-containing solution is improved by passing an impurities-containing liquid bleed stream obtained from the quench wash to a second, small quench bleed stripper where steam and carbon dioxide are added and gaseous overhead from that quench bleed stripper is passed to the reabsorber for recovery of the EO and removal of formaldehyde and other impurities.

No. of Pages : 22 No. of Claims : 9

(12) PATENT APPLICATION PUBLICATION

(21) Application No.202017051486 A

(19) INDIA

(22) Date of filing of Application :26/11/2020

(43) Publication Date : 19/02/2021

(54) Title of the invention : PROCESS FOR THE PREPARATION OF APALUTAMIDE

(51) International classification	:A61K0031443900, C07D0401040000, A61K0031416600, C07C0237300000, A61K0031000000	(71) Name of Applicant : 1)OLON S.P.A. Address of Applicant :Strada Rivoltana, Km 6/7 20090 Rodano (MI) Italy
(31) Priority Document No	:102018000005874	(72) Name of Inventor :
(32) Priority Date	:30/05/2018	1)GRANDE, Valentina
(33) Name of priority country	:Italy	2)FERRETTI, Gabriele
(86) International Application No	:PCT/IB2019/054371	3)NOVO, Barbara
Filing Date	:27/05/2019	
(87) International Publication No	:WO 2019/229625	
(61) Patent of Addition to Application Number	:NA	
Filing Date	:NA	
(62) Divisional to Application Number	:NA	
Filing Date	:NA	

(57) Abstract :

The present invention relates to a process for the preparation of Apalutamide of formula (A) Apalutamide is a latest-generation androgen receptor inhibitor, used to treat non-metastatic castration-resistant prostate cancer.

No. of Pages : 14 No. of Claims : 8

(12) PATENT APPLICATION PUBLICATION

(21) Application No.202017051489 A

(19) INDIA

(22) Date of filing of Application :26/11/2020

(43) Publication Date : 19/02/2021

(54) Title of the invention : LIGHT PROTECTION CLOSURE

(51) International classification	:B65D0081300000, A61Q0017040000, H01L0023522000, H01L0021033000, H01L0031021600	(71) Name of Applicant : 1)THE CHEMOURS COMPANY FC, LLC Address of Applicant :1007 Market Street Wilmington, Delaware 19801 U.S.A.
(31) Priority Document No	:62/684221	(72) Name of Inventor :
(32) Priority Date	:13/06/2018	1)STANCIK, Cheryl Marie
(33) Name of priority country	:U.S.A.	
(86) International Application No	:PCT/US2019/036507	
Filing Date	:11/06/2019	
(87) International Publication No	:WO 2019/241218	
(61) Patent of Addition to Application Number	:NA	
Filing Date	:NA	
(62) Divisional to Application Number	:NA	
Filing Date	:NA	

(57) Abstract :

A new light protective closure that includes a wall portion(s) and a top plate. The top plate is provided with an at least partial supplemental light protection layer in addition to the light protection provided by the material used to form the top plate.

No. of Pages : 19 No. of Claims : 26

(12) PATENT APPLICATION PUBLICATION

(21) Application No.202017051513 A

(19) INDIA

(22) Date of filing of Application :26/11/2020

(43) Publication Date : 19/02/2021

(54) Title of the invention : TLR3 LIGANDS THAT ACTIVATE BOTH EPITHELIAL AND MYELOID CELLS

(51) International classification	:C12N0015110000, C12N0015113000, A61K0031708800, C12N0015117000, A61K0031710500	(71) Name of Applicant : 1)TOLLYS Address of Applicant :41 Quai Fulchiron 69005 LYON France
(31) Priority Document No	:18305561.5	(72) Name of Inventor :
(32) Priority Date	:04/05/2018	1)BONNIN, Marc
(33) Name of priority country	:EPO	2)THIERRY, Sylvain
(86) International Application No	:PCT/EP2019/061591	
Filing Date	:06/05/2019	
(87) International Publication No	:WO 2019/211492	
(61) Patent of Addition to Application Number	:NA	
Filing Date	:NA	
(62) Divisional to Application Number	:NA	
Filing Date	:NA	

(57) Abstract :

The invention relates to a composition comprising a double-stranded RNA (dsRNA) having two complementary strands, comprising at least one block of poly A and the complementary block of poly U, each strand having a length of between 50 and 200 bases, preferably between 55 and 200 bases, and a pharmaceutically acceptable vehicle, carrier or excipient, for use in a method of treating a cancer expressing a TLR3 receptor.

No. of Pages : 42 No. of Claims : 14

(12) PATENT APPLICATION PUBLICATION

(21) Application No.202017051515 A

(19) INDIA

(22) Date of filing of Application :26/11/2020

(43) Publication Date : 19/02/2021

(54) Title of the invention : CHEMICAL PRODUCT PRODUCTION SYSTEM

(51) International classification :G06Q0010060000,
G06Q0050040000,
G05B0019418000,
G06Q0030020000,
G06Q0010080000

(31) Priority Document No :2018-091073
(32) Priority Date :10/05/2018
(33) Name of priority country :Japan
(86) International Application No :PCT/JP2019/018416
Filing Date :08/05/2019
(87) International Publication No :WO 2019/216347
(61) Patent of Addition to Application Number :NA
Filing Date :NA
(62) Divisional to Application Number :NA
Filing Date :NA

(71)**Name of Applicant :**
1)DAICEL CORPORATION
Address of Applicant :3-1, Ofuka-cho, Kita-ku, Osaka-shi,
Osaka 5300011 Japan
(72)**Name of Inventor :**
1)OKUMURA, Kouichi

(57) Abstract :

Provided is a chemical product production system with which it is possible to efficiently utilize the capacity of a plurality of existing chemical plants (chemical product manufacturing plants), and to achieve total optimization of production and supply of a chemical product. In the chemical product production system for effectively utilizing a plurality of chemical plants, user terminals of the plurality of chemical plants and a management server are connected via a network. The chemical product production system is characterized in that the management server is provided with: respective databases for collecting and accumulating information pertaining to unique ID numbers of users and chemical product-based plant operation status that are transmitted from each user terminal, and information pertaining to chemical product-based predictions of supply and demand for a certain period in the future; a difference calculation function unit which calculates a difference between demand prediction and supply prediction; a function unit which allocates the difference to one or more chemical plants and simulates a production plan and the like; and a transmission function unit which transmits to each user terminal the production plan and a storage/delivery plan that have been optimized by the simulation.

No. of Pages : 16 No. of Claims : 3

(12) PATENT APPLICATION PUBLICATION

(21) Application No.202017051516 A

(19) INDIA

(22) Date of filing of Application :26/11/2020

(43) Publication Date : 19/02/2021

(54) Title of the invention : AN IMPLANTABLE CARDIAC VALVE IMPROVEMENT DEVICE, SYSTEM AND PROCEDURE

(51) International classification	:A61F0002240000, A61M0001120000, A61M0001100000, A61B0008000000, A61M0016100000	(71) Name of Applicant : 1)SYNTACH AG Address of Applicant :Freier Platz 10 8200 Schaffhausen Switzerland
(31) Priority Document No	:18182804.7	(72) Name of Inventor :
(32) Priority Date	:10/07/2018	1)SOLEM, Kristian
(33) Name of priority country	:EPO	2)SOLEM, Jan Otto
(86) International Application No	:PCT/EP2019/068595	3)ENGVALL, Daniel
Filing Date	:10/07/2019	4)KRGER, Victoria
(87) International Publication No	:WO 2020/011879	5)WOLFF, Martin
(61) Patent of Addition to Application Number	:NA	6)BERG, Jonathan
Filing Date	:NA	7)SP...NBERG, Andr
(62) Divisional to Application Number	:NA	
Filing Date	:NA	

(57) Abstract :

An implantable medical device for transcatheter delivery is disclosed including: an anchor unit (100) configured to be permanently anchored at a cardiac valve of a patient. At least one locking unit (300) is provided for fixation of tissue of the cardiac valve and/or fixation of at least a part of a shape of the anchor unit (100) and/or for connection to a further unit via the at least one coupling unit (200). The further unit is preferably a cardiac valve replacement or repair unit (600) and/or a driving unit (500) such as of a cardiac assist device. The device further includes at least one coupling unit (200) of fixed permanent length or non-reversibly adjustable length before locking the coupling unit (200) to the fixed permanent length for connecting the anchor unit (100) to at least one of the locking unit (300). The coupling unit (200) has a first end portion and a second end portion. The first end portion is connectable to the anchor unit (100), and the second end portion includes the locking unit (300).

No. of Pages : 21 No. of Claims : 27

(12) PATENT APPLICATION PUBLICATION

(21) Application No.202017051521 A

(19) INDIA

(22) Date of filing of Application :26/11/2020

(43) Publication Date : 19/02/2021

(54) Title of the invention : FOAMED POLYPROPYLENE COMPOSITION

(51) International classification	:C08L0023120000, C08L0023140000, C08J0009000000, C08F0210060000, C08L0023080000	(71)Name of Applicant : 1)BOREALIS AG Address of Applicant :IZD Tower Wagramer Str. 17-19 1220 Vienna Austria 2)ABU DHABI POLYMERS CO. LTD (BOROUGE) L.L.C.
(31) Priority Document No	:201810468419.8	(72)Name of Inventor :
(32) Priority Date	:16/05/2018	1)KAHLEN, Susanne
(33) Name of priority country	:China	2)MILEVA, Daniela
(86) International Application No	:PCT/EP2019/062337	3)GRESTENBERGER, Georg
Filing Date	:14/05/2019	4)FUCHS, Andreas
(87) International Publication No	:WO 2019/219678	5)ENGLEDER, Stefanie
(61) Patent of Addition to Application Number	:NA	6)HUBER, J¹/rger
Filing Date	:NA	7)ZHU, Shengquan
(62) Divisional to Application Number	:NA	
Filing Date	:NA	

(57) Abstract :

The present invention is directed to a polypropylene composition (C) a melt flow rate MFR2 (230°C) determined according to ISO 1133 in the range of 15to 40g/10min, the use of said polypropylene composition (C) for the production of a foamed article and a foamed article comprising said polypropylene composition (C).

No. of Pages : 62 No. of Claims : 15

(54) Title of the invention : MONITORING SYSTEM AND MONITORING METHOD

(51) International classification	:H04N0007180000, H04Q0009000000, G06F0001328700, G06F0011070000, H04M0007000000	(71) Name of Applicant : 1)NEC CORPORATION Address of Applicant :7-1, Shiba 5-chome, Minato-ku, Tokyo 1088001 Japan
(31) Priority Document No	:2018-104943	(72) Name of Inventor :
(32) Priority Date	:31/05/2018	1)ONISHI Yasuharu
(33) Name of priority country	:Japan	2)FUKUTA Yasuyuki
(86) International Application No	:PCT/JP2019/007452	3)KUDO Takashi
Filing Date	:27/02/2019	
(87) International Publication No	:WO 2019/230088	
(61) Patent of Addition to Application Number	:NA	
Filing Date	:NA	
(62) Divisional to Application Number	:NA	
Filing Date	:NA	

(57) Abstract :

This monitoring system has a plurality of first processing devices (10) attached to a facility to be monitored and each having a vibration sensor, a second processing device (20) for communicating with each of the plurality of first processing devices via a cable, and a third processing device (30) for communicating wirelessly with the second processing device (20). The distance between the first processing devices (10) and the second processing device (20) is 1 m to 100 m. The distance between the second processing device (20) and the third processing device (30) is 50 m or greater. The frequency of wireless communication between the second processing device (20) and the third processing device (30) is 400 MHz to 5.3 GHz.

No. of Pages : 24 No. of Claims : 10

(12) PATENT APPLICATION PUBLICATION

(21) Application No.202017051524 A

(19) INDIA

(22) Date of filing of Application :26/11/2020

(43) Publication Date : 19/02/2021

(54) Title of the invention : PROCESS FOR PRODUCING A LITHIUM BIS(FUOROSULFONYL)IMIDE SALT

(51) International classification	:H01M0010056800, C01B0021093000, C01B0021086000, B01J0019020000, C07C0303400000	(71) Name of Applicant : 1)ARKEMA FRANCE Address of Applicant :420 rue d'Estienne d'Orves 92700 COLOMBES France
(31) Priority Document No	:1854765	(72) Name of Inventor :
(32) Priority Date	:01/06/2018	1)LEDUC, Philippe
(33) Name of priority country	:France	2)SCHMIDT, Grgory
(86) International Application No	:PCT/FR2019/051239	3)DEUR-BERT, Dominique
Filing Date	:28/05/2019	
(87) International Publication No	:WO 2019/229361	
(61) Patent of Addition to Application Number	:NA	
Filing Date	:NA	
(62) Divisional to Application Number	:NA	
Filing Date	:NA	

(57) Abstract :

The invention relates to a process for producing a lithium bis(fluorosulfonyl)imide salt F-(SO₂)-N_{Li}-(SO₂)-F involving a step (b) with a step of fluorinating bis(chlorosulfonyl)imide Cl-(SO₂)-NH-(SO₂)-Cl with anhydrous HF, optionally in at least one organic solvent SO₁, said step (b) being carried out in a reactor made of a material M₃ that is resistant to corrosion, or in a reactor that contains a base layer made of a material M₁ coated with a surface layer made of a material M₂ that is resistant to corrosion.

No. of Pages : 48 No. of Claims : 19

(12) PATENT APPLICATION PUBLICATION

(21) Application No.202017051528 A

(19) INDIA

(22) Date of filing of Application :26/11/2020

(43) Publication Date : 19/02/2021

(54) Title of the invention : DRINKING VESSEL AND VENTILATION MEMBERS

(51) International classification	:B65D0047320000, A47G0019220000, B65D0047060000, B65D0051160000, F16K0015140000	(71) Name of Applicant : 1)B.BOX FOR KIDS DEVELOPMENTS P/L Address of Applicant :Unit 5, 677 Springvale Road Mulgrave, Victoria 3170 Australia
(31) Priority Document No	:2018203169	(72) Name of Inventor :
(32) Priority Date	:07/05/2018	1)AMATOURY, Sylvain Jacques
(33) Name of priority country	:Australia	2)TJERNBERG, Lisa Charlotte Edlund
(86) International Application No	:PCT/AU2019/050314	
Filing Date	:09/04/2019	
(87) International Publication No	:WO 2019/213693	
(61) Patent of Addition to Application Number	:NA	
Filing Date	:NA	
(62) Divisional to Application Number	:NA	
Filing Date	:NA	

(57) Abstract :

A drinking vessel has a cup with a removable lid having at least one inlet-outlet opening which receives an elastic straw-vent assembly having a flexible tubular straw or spout or teat and a ventilation member that defines an air passageway and a vent opening. A vent actuator is operably coupled to the ventilation member and configured to change a state of the ventilation member between a ventilation state and a closed state. A cover movably mounted on top of the lid, shiftable between a closed and an open position, comprises a cam on an inward surface of the cover which is configured to contact the vent actuator during movement of the cover member to change the state of the ventilation member. In the closed position the cover engages the straw, folding the straw against the lid to seal the straw passageway, and in the open position, the straw fluid passageway and the vent opening are unobstructed by the cover. A removeable elastic straw-vent assembly is also disclosed having a tab to be grasped by the user for easy removal for cleaning.

No. of Pages : 20 No. of Claims : 21

(12) PATENT APPLICATION PUBLICATION

(21) Application No.202017051535 A

(19) INDIA

(22) Date of filing of Application :26/11/2020

(43) Publication Date : 19/02/2021

(54) Title of the invention : STAND-UP PACKAGING

(51) International classification :B65D0075520000,
G02F0001010000,
G02B0007020000,
H01M0010647000,
A61F0013000000

(31) Priority Document No :18184596.7

(32) Priority Date :20/07/2018

(33) Name of priority country :EPO

(86) International Application No :PCT/EP2019/068583
Filing Date :10/07/2019

(87) International Publication No :WO 2020/016079

(61) Patent of Addition to Application Number :NA
Filing Date :NA

(62) Divisional to Application Number :NA
Filing Date :NA

(71)Name of Applicant :
1)SOCIÉTÉ DES PRODUITS NESTLÉ S.A.
Address of Applicant :Avenue Nestlé 55 1800 VEVEY
Switzerland

(72)Name of Inventor :
1)ELLENRIEDER, Michael
2)VEIT, Benjamin
3)TALWAR, Gajanan
4)GUITERAS,MOMBIOLA, Lluís

(57) Abstract :

The present invention relates to a stand-up packaging (1) for food products comprising at least one first pouch (21) and at least one second pouch (22) for carrying a food product, respectively, an outer packaging (3) having two cover elements (31,32) at least partially sandwiching the first pouch (21), and at least one further element (33) being at least partially sandwiched between the first pouch (21) and one of the cover elements (31). The further element (33) is penetrated by a through hole (36) and the one cover element (31) is glued (G1) to the first pouch (21) via the through hole (36). The second pouch (22) is directly glued (G2) not via a through hole to at least one of the cover elements (31,32) or the further element (33).

No. of Pages : 19 No. of Claims : 15

(12) PATENT APPLICATION PUBLICATION

(21) Application No.202017051540 A

(19) INDIA

(22) Date of filing of Application :26/11/2020

(43) Publication Date : 19/02/2021

(54) Title of the invention : METHOD OF MANUFACTURING WINDOW GLASS INCLUDING PLANAR PORTION AND ELECTRONIC DEVICE INCLUDING WINDOW GLASS

(51) International classification	:H04N0005225000, H04M0001020000, G06F0001160000, C03C0019000000, C03C0027060000	(71) Name of Applicant : 1)SAMSUNG ELECTRONICS CO., LTD. Address of Applicant :129, Samsung-ro, Yeongtong-gu Suwon-si Gyeonggi-do 16677 Republic of Korea
(31) Priority Document No	:10-2018-0050888	(72) Name of Inventor :
(32) Priority Date	:02/05/2018	1)KIM, Donghun
(33) Name of priority country	:Republic of Korea	2)PARK, Jungsik
(86) International Application No	:PCT/KR2019/005256	3)CHUNG, Hyunwoong
Filing Date	:02/05/2019	4)CHOI, Jongchul
(87) International Publication No	:WO 2019/212252	
(61) Patent of Addition to Application Number	:NA	
Filing Date	:NA	
(62) Divisional to Application Number	:NA	
Filing Date	:NA	

(57) Abstract :

Provided is an electronic device, which includes a first protector covering a first surface of the electronic device, wherein the first surface includes a curved region formed by the first protector and an opening region at least partially surrounded by the curved region, a camera module disposed inside the electronic device, and a bracket supporting the camera module. The camera module includes a lens assembly including a lens, a driver controlling the lens assembly, and a planar glass protecting the lens assembly. The planar glass is disposed at the opening region of the first surface.

No. of Pages : 25 No. of Claims : 15

(12) PATENT APPLICATION PUBLICATION

(21) Application No.202017051541 A

(19) INDIA

(22) Date of filing of Application :26/11/2020

(43) Publication Date : 19/02/2021

(54) Title of the invention : ELECTRONIC DEVICE INCLUDING STYLUS PEN AND METHOD FOR CONTROLLING MICROPHONE OF THE SAME

(51) International classification :G06F0003035400,
H04R0003000000,
G06F0003038000,
G06F0001321500,
H04R0001400000

(31) Priority Document No :10-2018-0066319

(32) Priority Date :08/06/2018

(33) Name of priority country :Republic of Korea

(86) International Application No :PCT/KR2019/006935
Filing Date :10/06/2019

(87) International Publication No :WO 2019/235901

(61) Patent of Addition to Application Number :NA
Filing Date :NA

(62) Divisional to Application Number :NA
Filing Date :NA

(71)Name of Applicant :

1)SAMSUNG ELECTRONICS CO., LTD.

Address of Applicant :129 Samsung-ro, Yeongtong-gu
Suwon-si Gyeonggi-do 16677 Republic of Korea

(72)Name of Inventor :

1)KIM, Gahee

2)GANG, Myeongwan

3)PARK, Jaeha

4)AN, Jungyeol

5)KIM, Gangyoul

6)KIM, Juntai

7)OK, Dongmoon

8)ROH, Hyunjong

9)HWANG, Hochul

(57) Abstract :

An electronic device and method are disclosed. The electronic device includes a housing, microphone, wireless communication circuit, processor, memory, and stylus pen. The processor is configured to implement the method, including: when the stylus pen is located in the elongated hole, operate both the at least one first microphone and the second microphone to detect sound, and when the stylus pen is not located in the elongated hole, operate one of the first microphone or the second microphone to detect sound.

No. of Pages : 30 No. of Claims : 15

(12) PATENT APPLICATION PUBLICATION

(21) Application No.202017051547 A

(19) INDIA

(22) Date of filing of Application :26/11/2020

(43) Publication Date : 19/02/2021

(54) Title of the invention : BLOW MOLDED ARTICLE WITH VISUAL EFFECTS

(51) International classification	:B29C0049220000, B32B0027080000, B29C0049060000, B29K0067000000, B32B0027320000	(71) Name of Applicant : 1)THE PROCTER & GAMBLE COMPANY Address of Applicant :One Procter & Gamble Plaza Cincinnati, Ohio 45202 U.S.A.
(31) Priority Document No	:62/699493	(72) Name of Inventor :
(32) Priority Date	:17/07/2018	1)AGERTON, Mark, Lewis
(33) Name of priority country	:U.S.A.	2)MAMAK, Marc, Andrew
(86) International Application No	:PCT/US2019/040221	3)NEUFARTH, Bradley, Scott
Filing Date	:02/07/2019	4)HORTON, Andrew, Joseph
(87) International Publication No	:WO 2020/018272	5)CONSTANTINIDES, Ioannis, Constantine
(61) Patent of Addition to Application Number	:NA	
Filing Date	:NA	
(62) Divisional to Application Number	:NA	
Filing Date	:NA	

(57) Abstract :

A blow molded multilayer article with a hollow body is defined by a wall with an inner surface and an outer surface. The outer surface has an axial color gradient and/or gloss gradient. The wall has multiple layers and at least one layer contains an effect pigment and/or an opacifying pigment.

No. of Pages : 35 No. of Claims : 15

(12) PATENT APPLICATION PUBLICATION

(21) Application No.202017051548 A

(19) INDIA

(22) Date of filing of Application :26/11/2020

(43) Publication Date : 19/02/2021

(54) Title of the invention : VACCINE COMPOSITION

(51) International classification	:A61K0039000000, A61P0031220000, A61K0039120000, A61K0039385000, C07K0014315000
(31) Priority Document No	:1807378.3
(32) Priority Date	:04/05/2018
(33) Name of priority country	:U.K.
(86) International Application No Filing Date	:PCT/GB2019/051245 :03/05/2019
(87) International Publication No	:WO 2019/211630
(61) Patent of Addition to Application Number	:NA
Filing Date	:NA
(62) Divisional to Application Number	:NA
Filing Date	:NA

(71)Name of Applicant :

1)SPYBIOTECH LIMITED

Address of Applicant :7600 The Quorum, Alec Issigonis Way
Oxford Business Park North Oxford Oxfordshire OX4 2JZ U.K.

(72)Name of Inventor :

1)BISWAS, Sumi

2)JIN, Jing

3)DABBS, Rebecca Alice

4)LABB%, Genevieve Marie Catherine

(57) Abstract :

The present invention relates to vaccine compositions, most notably vaccine compositions wherein the antigenic component is large, for example over 50kDa, or multimeric, i.e. comprised of subunits. Such antigenic components are of particular interest, because they may represent antigenic components from pathogens that currently it is not possible to vaccinate against. The invention relates to a composition comprising a particle displaying an antigenic component, wherein said composition comprises an antigenic component comprising a first peptide tag, and a moiety comprising a second peptide tag, wherein the antigenic component and the moiety are linked via an isopeptide bond between said first and second peptide tags, and wherein the antigenic component is over 50 kDa, or alternatively is multimeric.

No. of Pages : 43 No. of Claims : 38

(12) PATENT APPLICATION PUBLICATION

(21) Application No.202017051551 A

(19) INDIA

(22) Date of filing of Application :26/11/2020

(43) Publication Date : 19/02/2021

(54) Title of the invention : ELECTRONIC DEVICE AND WLAN RELAY FUNCTION CONTROL METHOD THEREOF

(51) International classification	:H04W0084120000, H04W0012060000, H04W0088040000, H04W0040220000, H04W0076140000	(71) Name of Applicant : 1)SAMSUNG ELECTRONICS CO., LTD. Address of Applicant :129, Samsung-ro, Yeongtong-gu Suwon-si, Gyeonggi-do 16677 Republic of Korea
(31) Priority Document No	:10-2018-0067444	(72) Name of Inventor :
(32) Priority Date	:12/06/2018	1)KIM, Hongshik
(33) Name of priority country	:Republic of Korea	2)KANAGARATHINAM, Madhan Raj
(86) International Application No	:PCT/KR2019/006953	3)KIM, Sungin
Filing Date	:10/06/2019	4)NATARAJAN, Harikrishnan
(87) International Publication No	:WO 2019/240447	
(61) Patent of Addition to Application Number	:NA	
Filing Date	:NA	
(62) Divisional to Application Number	:NA	
Filing Date	:NA	

(57) Abstract :

An electronic device and a method are provided for wireless local area network (WLAN) relay connection control. A cellular communication connection is established between the electronic device and a network. A WLAN communication connection is established between the electronic device and at least one external device. Policy information related to the WLAN relay function is checked. A bandwidth of at least one of the electronic device and the at least one external device is determined based on at least part of the policy information.

No. of Pages : 22 No. of Claims : 15

(12) PATENT APPLICATION PUBLICATION

(21) Application No.202017051553 A

(19) INDIA

(22) Date of filing of Application :26/11/2020

(43) Publication Date : 19/02/2021

(54) Title of the invention : MULTI-KERNEL WAVEFRONT SCHEDULER

(51) International classification	:G06F0009480000, G06F0009380000, H04W0072120000, G06F0009500000, G06T0001200000
(31) Priority Document No	:15/993061
(32) Priority Date	:30/05/2018
(33) Name of priority country	:U.S.A.
(86) International Application No	:PCT/US2019/024354
Filing Date	:27/03/2019
(87) International Publication No	:WO 2019/231539
(61) Patent of Addition to Application Number	:NA
Filing Date	:NA
(62) Divisional to Application Number	:NA
Filing Date	:NA

(71)**Name of Applicant :**
1)ADVANCED MICRO DEVICES, INC.
Address of Applicant :2485 Augustine Drive Santa Clara, CA
95054 U.S.A.

(72)**Name of Inventor :**
1)PUTHOOR, Sooraj
2)GROSS, Joseph
3)TANG, Xulong
4)BECKMANN, Bradford

(57) Abstract :

Systems, apparatuses, and methods for implementing a multi-kernel wavefront scheduler are disclosed. A system includes at least a parallel processor coupled to one or more memories, wherein the parallel processor includes a command processor and a plurality of compute units. The command processor launches multiple kernels for execution on the compute units. Each compute unit includes a multi-level scheduler for scheduling wavefronts from multiple kernels for execution on its execution units. A first level scheduler creates scheduling groups by grouping together wavefronts based on the priority of their kernels. Accordingly, wavefronts from kernels with the same priority are grouped together in the same scheduling group by the first level scheduler. Next, the first level scheduler selects, from a plurality of scheduling groups, the highest priority scheduling group for execution. Then, a second level scheduler schedules wavefronts for execution from the scheduling group selected by the first level scheduler.

No. of Pages : 12 No. of Claims : 20

(12) PATENT APPLICATION PUBLICATION

(21) Application No.202017051566 A

(19) INDIA

(22) Date of filing of Application :26/11/2020

(43) Publication Date : 19/02/2021

(54) Title of the invention : CLOSURE FOR A BIOLOGICAL FLUID COLLECTION DEVICE

(51) International classification	:A61B0005150000, A61B0005153000, A61B0005154000, B01L0003000000, B65D0051240000	(71) Name of Applicant : 1)BECTON, DICKINSON AND COMPANY Address of Applicant :1 Becton Drive Franklin Lakes, NJ 07417 U.S.A.
(31) Priority Document No	:62/666765	(72) Name of Inventor :
(32) Priority Date	:04/05/2018	1)TORRIS, Anthony, V.
(33) Name of priority country	:U.S.A.	2)CRAWFORD, Jamieson, W.
(86) International Application No	:PCT/US2019/030403	
Filing Date	:02/05/2019	
(87) International Publication No	:WO 2019/213397	
(61) Patent of Addition to Application Number	:NA	
Filing Date	:NA	
(62) Divisional to Application Number	:NA	
Filing Date	:NA	

(57) Abstract :

A closure for protectively sealing a biological fluid collection device is disclosed. The closure includes a cap and an adapter or connector. The closure of the present disclosure allows for connection to multiple different blood collection devices. In a first configuration, with the cap connected to the adapter, the closure may be connected to a first blood collection device. In a second configuration, with the cap disconnected from the adapter, the closure may be connected to a second blood collection device. An advantage of the closure of the present disclosure is that it enables a single closure device to accommodate a variety of connection options, hi one embodiment, the closure includes a barrier in communication with a portion of the cap, and the barrier protectively shields a portion of the stopper and/or protectively shields a portion of the cap.

No. of Pages : 15 No. of Claims : 20

(12) PATENT APPLICATION PUBLICATION

(21) Application No.202017051573 A

(19) INDIA

(22) Date of filing of Application :26/11/2020

(43) Publication Date : 19/02/2021

(54) Title of the invention : SYSTEMS AND METHODS OF PREPARING AND DELIVERING GELS

(51) International classification	:B05D0001340000, G02B0026020000, C08B0037000000, D21H0019200000, H04L0012100000	(71) Name of Applicant : 1)Applied LifeSciences and Systems LLC Address of Applicant :Applied LifeSciences and Systems LLC U.S.A.
(31) Priority Document No	:62/696261	(72) Name of Inventor :
(32) Priority Date	:10/07/2018	1)HUTCHINS, James
(33) Name of priority country	:U.S.A.	
(86) International Application No	:PCT/US2019/041215	
Filing Date	:10/07/2019	
(87) International Publication No	:WO 2020/014367	
(61) Patent of Addition to Application Number	:NA	
Filing Date	:NA	
(62) Divisional to Application Number	:NA	
Filing Date	:NA	

(57) Abstract :

The present disclosure provides systems and methods for delivering a gel to a surface. In one embodiment, the system may have a first vessel with a first low viscosity aqueous solution comprising a binder/crosslinking agent; and a second vessel with a second low viscosity aqueous solution comprising a gelling component. The separate first and second low viscosity aqueous solutions are sprayed onto a surface where the solutions mix forming a gel.

No. of Pages : 21 No. of Claims : 20

(12) PATENT APPLICATION PUBLICATION

(21) Application No.202017051574 A

(19) INDIA

(22) Date of filing of Application :26/11/2020

(43) Publication Date : 19/02/2021

(54) Title of the invention : METHOD OF PREPARING AND DELIVERING OOCYST SOLUTIONS

(51) International classification :A61K0039000000,
A61K0039012000,
C23C0016520000,
G01N0033569000,
B01F0015000000

(31) Priority Document No :62/696261
(32) Priority Date :10/07/2018
(33) Name of priority country :U.S.A.
(86) International Application No :PCT/US2019/041178
Filing Date :10/07/2019
(87) International Publication No :WO 2020/018325
(61) Patent of Addition to Application Number :NA
Filing Date :NA
(62) Divisional to Application Number :NA
Filing Date :NA

(71)**Name of Applicant :**
1)Applied LifeSciences and Systems LLC
Address of Applicant :2804 Glen Burnie Drive Raleigh, NC
27607, USA U.S.A.

(72)**Name of Inventor :**
1)HUTCHINS, James
2)KARIMPOUR, Ramin
3)TURPIN, Elizabeth
4)WOLFE, Stephen
5)GOFF, Joshua, Steven

(57) Abstract :

The present disclosure provides systems and methods for disrupting the outer membrane of an oocyst in solution and delivering the solution to an animal. The system includes a vessel containing unbroken oocysts in solution, an oocyst processing chamber, and a delivery outlet. The unbroken oocysts are moved from the vessel through the processing chamber and a portion of the oocyst membranes are disrupted releasing sporocysts, the resulting solution is moved from the processing chamber into the delivery outlet where the solution is delivered to an animal. Methods of vaccination, including vaccination against an Eimeria infection, are also provided.

No. of Pages : 40 No. of Claims : 21

(12) PATENT APPLICATION PUBLICATION

(21) Application No.202017051575 A

(19) INDIA

(22) Date of filing of Application :26/11/2020

(43) Publication Date : 19/02/2021

(54) Title of the invention : RECIRCULATION SYSTEM AND METHOD

(51) International classification	:A01K0007020000, A61M0005145000, A01K0039026000, A01K0001000000, A61M0005142000	(71) Name of Applicant : 1)Applied LifeSciences and Systems LLC Address of Applicant :2804 Glen Burnie Drive Raleigh, NC 27607, USA U.S.A.
(31) Priority Document No	:62/703247	(72) Name of Inventor :
(32) Priority Date	:25/07/2018	1)WOLFE, Stephen
(33) Name of priority country	:U.S.A.	
(86) International Application No	:PCT/US2019/043381	
Filing Date	:25/07/2019	
(87) International Publication No	:WO 2020/023715	
(61) Patent of Addition to Application Number	:NA	
Filing Date	:NA	
(62) Divisional to Application Number	:NA	
Filing Date	:NA	

(57) Abstract :

A system for delivery of a fluid to an animal is provided in the present disclosure. The system includes a reservoir to hold a volume of fluid, delivery outlet, recirculating loop, and valve in fluid communication between the reservoir and delivery outlet, the valve having an inlet to receive fluid from the reservoir, a first outlet in fluid communication with the delivery outlet, and a second outlet in fluid communication with a return conduit to the reservoir. The system further includes control means for opening and closing the first and second valve outlets, and a pump to pump fluid from the reservoir to the valve and through the reservoir return conduit to the reservoir. When the control means opens the first outlet, the fluid flows from the reservoir to the delivery outlet. When the control means opens the second valve outlet, the fluid flows through the return conduit to the reservoir.

No. of Pages : 8 No. of Claims : 20

(12) PATENT APPLICATION PUBLICATION

(21) Application No.202017051587 A

(19) INDIA

(22) Date of filing of Application :26/11/2020

(43) Publication Date : 19/02/2021

(54) Title of the invention : A SYSTEM AND METHOD FOR EVAPORATIVE COOLING AND HEATING

(51) International classification	:F28D0007160000, F25B0017080000, H01M0006500000, F24F0003044000, F24F0005000000	(71) Name of Applicant : 1)CARRIER CORPORATION Address of Applicant :13995 Pasteur Blvd. Palm Beach Gardens, Florida 33418 U.S.A.
(31) Priority Document No	:201811021042	(72) Name of Inventor :
(32) Priority Date	:05/06/2018	1)PILLI, Srinivasa Reddy
(33) Name of priority country	:India	
(86) International Application No	:PCT/US2019/035408	
Filing Date	:04/06/2019	
(87) International Publication No	:WO 2019/236592	
(61) Patent of Addition to Application Number	:NA	
Filing Date	:NA	
(62) Divisional to Application Number	:NA	
Filing Date	:NA	

(57) Abstract :

Disclosed is a system for conditioning air, the system comprising: a heat exchanger comprising a plurality of heat transfer tubes extending between an accumulation header and an outlet header, an internal volume, and an external surface, wherein an air mover is disposed in fluid communication with an air mover in fluid communication with an air inlet and an air outlet, wherein the air mover is configured to urge a flow of air to be conditioned across the external surface of the heat exchanger, a reactor comprising an adsorbent material, a reactor inlet in fluid communication with the outlet header, and a reactor outlet, a vacuum pump comprising a vacuum pump inlet in fluid communication with the reactor outlet and a vacuum pump outlet in fluid communication with a system exhaust.

No. of Pages : 9 No. of Claims : 20

(12) PATENT APPLICATION PUBLICATION

(21) Application No.202017051588 A

(19) INDIA

(22) Date of filing of Application :26/11/2020

(43) Publication Date : 19/02/2021

(54) Title of the invention : FLOCCULANT INJECTION CONTROL DEVICE, FLOCCULANT INJECTION CONTROL METHOD, AND COMPUTER PROGRAM

(51) International classification	:C02F0001520000, B01D0021300000, C02F0001000000, C02F0001280000, C02F0001560000	(71)Name of Applicant : 1)KABUSHIKI KAISHA TOSHIBA Address of Applicant :1-1, Shibaura 1-chome, Minato-ku, Tokyo 1050023 Japan 2)TOSHIBA INFRASTRUCTURE SYSTEMS & SOLUTIONS CORPORATION
(31) Priority Document No	:2018-088258	(72)Name of Inventor :
(32) Priority Date	:01/05/2018	1)ARIMURA Ryoichi
(33) Name of priority country	:Japan	2)NAMBA Ryo
(86) International Application No	:PCT/JP2019/017187	3)MENJU Takashi
Filing Date	:23/04/2019	4)KUROKAWA Futoshi
(87) International Publication No	:WO 2019/212004	5)YOKOYAMA Suguru
(61) Patent of Addition to Application Number	:NA	
Filing Date	:NA	
(62) Divisional to Application Number	:NA	
Filing Date	:NA	

(57) Abstract :

The flocculant injection control device according to the present invention has a flocculant injection control unit and a control target value determination unit. The flocculant injection control unit performs feedback control using, as a control quantity, an aggregation state of flocks in mixed water, which is to-be-treated water in which a flocculant has been injected, and using, as an operational quantity, an amount of the flocculant injected into the to-be-treated water. The control target value determination unit determines a target value of the control quantity used for the feedback control on the basis of the turbidity of a sedimentation basin in which the flocks in the mixed water are sedimented and a target turbidity value.

No. of Pages : 42 No. of Claims : 11

(12) PATENT APPLICATION PUBLICATION

(21) Application No.202017051590 A

(19) INDIA

(22) Date of filing of Application :26/11/2020

(43) Publication Date : 19/02/2021

(54) Title of the invention : FABRICATION OF WAVEGUIDE STRUCTURES

(51) International classification	:G02B0006120000, H01L0029490000, G02B0006122000, H01L0023522000, H01L0029060000	(71) Name of Applicant : 1)FLUXUS, INC. Address of Applicant :3130 Coronado Drive Santa Clara, California 95054 U.S.A.
(31) Priority Document No	:62/674853	(72) Name of Inventor :
(32) Priority Date	:22/05/2018	1)ZAUGG, Frank
(33) Name of priority country	:U.S.A.	2)PARKS, Joshua Wayne
(86) International Application No	:PCT/US2019/033365	
Filing Date	:21/05/2019	
(87) International Publication No	:WO 2019/226679	
(61) Patent of Addition to Application Number	:NA	
Filing Date	:NA	
(62) Divisional to Application Number	:NA	
Filing Date	:NA	

(57) Abstract :

A method of fabricating a waveguide structure to form a solid-core waveguide from a waveguiding layer may include etching a fluid channel into the waveguiding layer, etching a first air-gap and a second air gap into the waveguiding layer, wherein etching the first and the second air-gaps creates a solid-core waveguide in the waveguiding layer between the first air-gap and the second air-gap. A method for fabricating a waveguide structure to form a solid-core waveguide may include forming a first trench, a second trench, and a third trench in a substrate layer, and depositing a waveguiding layer on the machined substrate layer, wherein depositing the waveguiding layer creates a hollow core of a fluid channel in a location corresponding to the first trench, and a solid-core waveguide portion in the waveguiding layer in a location corresponding to an area between the second trench and the third trench.

No. of Pages : 34 No. of Claims : 44

(12) PATENT APPLICATION PUBLICATION

(21) Application No.202017051591 A

(19) INDIA

(22) Date of filing of Application :26/11/2020

(43) Publication Date : 19/02/2021

(54) Title of the invention : RECONSTITUTION AND MIXING SYSTEMS

(51) International classification	:F15B0013020000, F01P0007140000, A61J0001000000, G01R0033560000, B65D0051280000	(71) Name of Applicant : 1)ADVANCED MEDICAL SOLUTIONS ISRAEL (SEALANTIS) LTD Address of Applicant :Malat Building, 2nd floor Technion City 3200004 Haifa Israel
(31) Priority Document No	:62/666776	(72) Name of Inventor :
(32) Priority Date	:04/05/2018	1)KIMHI, Ohad
(33) Name of priority country	:U.S.A.	
(86) International Application No	:PCT/IL2019/050500	
Filing Date	:05/05/2019	
(87) International Publication No	:WO 2019/211858	
(61) Patent of Addition to Application Number	:NA	
Filing Date	:NA	
(62) Divisional to Application Number	:NA	
Filing Date	:NA	

(57) Abstract :

An adapter including at least one wall defining a chamber, at least one opening within the wall, and a water-soluble additive coating at least a portion of the wall such that fluid flowing from one opening through the chamber dissolves the water-soluble additive within the chamber.

No. of Pages : 22 No. of Claims : 27

(12) PATENT APPLICATION PUBLICATION

(21) Application No.202017051592 A

(19) INDIA

(22) Date of filing of Application :26/11/2020

(43) Publication Date : 19/02/2021

(54) Title of the invention : ADHESIVE AGENT COMPOSITION, ADHESIVE AGENT LAYER, AND ADHESIVE SHEET

(51) International classification	:C09J0011060000, C09J0007380000, C09J0007200000, C09J0121000000, C09J0011080000	(71) Name of Applicant : 1)NITTO DENKO CORPORATION Address of Applicant :1-2, Shimohozumi 1-chome, Ibaraki-shi, Osaka 5678680 Japan
(31) Priority Document No	:2018-102824	(72) Name of Inventor :
(32) Priority Date	:29/05/2018	1)TANI Kensuke
(33) Name of priority country	:Japan	2)KIRA Yoshiko
(86) International Application No	:PCT/JP2019/020994	3)MIZUNO Daisuke
Filing Date	:28/05/2019	
(87) International Publication No	:WO 2019/230680	
(61) Patent of Addition to Application Number	:NA	
Filing Date	:NA	
(62) Divisional to Application Number	:NA	
Filing Date	:NA	

(57) Abstract :

The present invention relates to: an adhesive agent composition containing a base polymer and a water-absorbent material, and having a Young's modulus of 450 kPa or more when formed into an adhesive agent layer; an adhesive agent layer comprising the adhesive agent composition; and an adhesive sheet provided with the adhesive agent layer.

No. of Pages : 25 No. of Claims : 8

(12) PATENT APPLICATION PUBLICATION

(21) Application No.202017051593 A

(19) INDIA

(22) Date of filing of Application :26/11/2020

(43) Publication Date : 19/02/2021

(54) Title of the invention : ENTPD2 ANTIBODIES, COMBINATION THERAPIES, AND METHODS OF USING THE ANTIBODIES AND COMBINATION THERAPIES

(51) International classification	:A61K0039000000, C07K0016280000, A61K0039395000, A61K0045060000, C07K0016240000	(71) Name of Applicant : 1)NOVARTIS AG Address of Applicant :Lichtstrasse 35 4056 Basel Switzerland
(31) Priority Document No	:62/677850	(72) Name of Inventor :
(32) Priority Date	:30/05/2018	1)DIDONATO, Michael
(33) Name of priority country	:U.S.A.	2)ERKEL, Christoph
(86) International Application No	:PCT/IB2019/054422	3)GALKIN, Anna
Filing Date	:29/05/2019	4)GLASER, Scott Martin
(87) International Publication No	:WO 2019/229658	5)HARTLEPP, Klaus Felix
(61) Patent of Addition to Application Number	:NA	6)JIA, Yong
Filing Date	:NA	7)KRAUS, Alexandra
(62) Divisional to Application Number	:NA	8)LEE, Christian Cho-Hua
Filing Date	:NA	9)RUE, Sarah Michelle
		10)SHI, Jian
		11)WEZLER, Xenia Karola

(57) Abstract :

Provided herein are antibodies or antigen-binding fragments thereof, e.g., monoclonal antibodies or antigen binding fragments thereof, that specifically bind to ENTPD2 (e.g., human ENTPD2 protein), and methods of using these antibodies or antigen-binding fragments. The present invention also relates to combination therapies comprising an anti-human ENTPD2 antibody or antigen binding fragment and at least one additional therapeutic agent, and methods of using these combination therapies.

No. of Pages : 347 No. of Claims : 82

(12) PATENT APPLICATION PUBLICATION

(21) Application No.202017051594 A

(19) INDIA

(22) Date of filing of Application :26/11/2020

(43) Publication Date : 19/02/2021

(54) Title of the invention : PRESSURE-SENSITIVE ADHESIVE COMPOSITION, PRESSURE-SENSITIVE ADHESIVE LAYER, AND PRESSURE-SENSITIVE ADHESIVE SHEET

(51) International classification	:C09J0007380000, C09J0007220000, C09J0201000000, C09J0133040000, C09J0121000000
(31) Priority Document No	:2018-102821
(32) Priority Date	:29/05/2018
(33) Name of priority country	:Japan
(86) International Application No	:PCT/JP2019/020990
Filing Date	:28/05/2019
(87) International Publication No	:WO 2019/230677
(61) Patent of Addition to Application Number	:NA
Filing Date	:NA
(62) Divisional to Application Number	:NA
Filing Date	:NA

(71)Name of Applicant :

1)NITTO DENKO CORPORATION

Address of Applicant :1-2, Shimohozumi 1-chome, Ibaraki-shi, Osaka 5678680 Japan

(72)Name of Inventor :

1)KIRA Yoshiko

2)TANI Kensuke

(57) Abstract :

The present invention relates to: a pressure-sensitive adhesive composition which comprises a base polymer and a moisture-curable ingredient and forms pressure-sensitive adhesive layers having a degree of swelling of 2.5 or less; a pressure-sensitive adhesive layer obtained from the pressure-sensitive adhesive composition; and a pressure-sensitive adhesive sheet including the pressure-sensitive adhesive layer.

No. of Pages : 47 No. of Claims : 10

(12) PATENT APPLICATION PUBLICATION

(21) Application No.202017051595 A

(19) INDIA

(22) Date of filing of Application :26/11/2020

(43) Publication Date : 19/02/2021

(54) Title of the invention : ANTIBODIES SPECIFIC FOR GUCY2C AND USES THEREOF

(51) International classification	:A61K0039000000, C07K0016280000, G01N0033574000, C07K0016300000, A61K0039395000	(71) Name of Applicant : 1)PFIZER INC. Address of Applicant :235 East 42nd Street New York, New York 10017 U.S.A.
(31) Priority Document No	:62/675617	(72) Name of Inventor :
(32) Priority Date	:23/05/2018	1)CHANG, Chew Shun
(33) Name of priority country	:U.S.A.	2)GUNTAS, Gurkan
(86) International Application No	:PCT/IB2019/054187	3)KATRAGADDA, Madan
Filing Date	:21/05/2019	4)MATHUR, Divya
(87) International Publication No	:WO 2019/224716	5)ROOT, Adam Reid
(61) Patent of Addition to Application Number	:NA	6)MOSYAK, Lidia
Filing Date	:NA	7)LAVALLIE, Edward Roland
(62) Divisional to Application Number	:NA	
Filing Date	:NA	

(57) Abstract :

The present invention provides novel antibodies that specifically bind to GUCY2c and uses thereof in the treatment of cancer. The present invention further provides novel bispecific antibodies comprising such antibodies and uses thereof in the treatment of cancer.

No. of Pages : 295 No. of Claims : 92

(12) PATENT APPLICATION PUBLICATION

(21) Application No.202017051596 A

(19) INDIA

(22) Date of filing of Application :26/11/2020

(43) Publication Date : 19/02/2021

(54) Title of the invention : READILY ABSORBABLE COPOLYMER COMPOSITIONS FOR HIGH STRENGTH SUTURES HAVING ENHANCED STRENGTH RETENTION POST-IMPLANTATION

(51) International classification :A61L0017120000,
A61B0017000000,
C08G0063080000,
A61L0017000000,
A61B0017060000

(31) Priority Document No :16/021322
(32) Priority Date :28/06/2018
(33) Name of priority country :U.S.A.
(86) International Application No :PCT/IB2019/055179
Filing Date :19/06/2019
(87) International Publication No :WO 2020/003064
(61) Patent of Addition to Application Number :NA
Filing Date :NA
(62) Divisional to Application Number :NA
Filing Date :NA

(71)Name of Applicant :

1)ETHICON, INC.

Address of Applicant :P. O. Box 151 U.S. Route 22
Somerville, NJ 08876 U.S.A.

(72)Name of Inventor :

1)JAMIOLKOWSKI, Dennis D.

2)DEFELICE, Christopher

3)ANDJELIC, Sasa

4)KELLY, Brian M.

5)WISNUDEL, Marc

6)STEIGER, Daniel

7)CHEN, Gaoyuan Gavin

(57) Abstract :

Novel surgical sutures and novel medical devices made from novel semi-crystalline, glycolide-rich A-B-A triblock copolymers of glycolide and lactide, wherein said B-segment is a fully amorphous random copolymer of glycolide and lactide, for long term medical applications are disclosed. The novel polymer compositions are useful for long term absorbable surgical sutures, meshes and other medical devices, especially for patients with compromised healing. The novel sutures have improved properties and improved breaking strength retention, while still substantially absorbing within about a 120-day period post-implantation.

No. of Pages : 59 No. of Claims : 50

(12) PATENT APPLICATION PUBLICATION

(21) Application No.202017051622 A

(19) INDIA

(22) Date of filing of Application :26/11/2020

(43) Publication Date : 19/02/2021

(54) Title of the invention : HYGIENE SYSTEM FOR A PORTABLE PACKAGED FOOD CONTAINER

(51) International classification	:A61L0002240000, B08B0009000000, B08B0009093000, F25D0023000000, B65D0081280000	(71) Name of Applicant : 1)ECOLAB USA INC Address of Applicant :1 Ecolab Place Saint Paul MN Minnesota 55102 U.S.A.
(31) Priority Document No	:NA	(72) Name of Inventor :
(32) Priority Date	:NA	1)WEI, Wenbin
(33) Name of priority country	:NA	2)ZHANG, Ying
(86) International Application No	:PCT/CN2018/086468	3)DING, Zhili
Filing Date	:11/05/2018	4)YU, Huarong
(87) International Publication No	:WO 2019/213933	
(61) Patent of Addition to Application Number	:NA	
Filing Date	:NA	
(62) Divisional to Application Number	:NA	
Filing Date	:NA	

(57) Abstract :

A system (100) and a method for cleaning and sanitizing a box (101) configured to be carried by a user, with the system (100) automatically conducting hygiene cycles for a confined space such an interior space of the box (101). The system (100) may include a hygiene device (110) that can be attached to the box (101) to conduct the hygiene cycles. The system (100) may also automatically collect information related to the hygiene cycles and transmit the collected information to a network (122).

No. of Pages : 24 No. of Claims : 50

(12) PATENT APPLICATION PUBLICATION

(21) Application No.202017051623 A

(19) INDIA

(22) Date of filing of Application :26/11/2020

(43) Publication Date : 19/02/2021

(54) Title of the invention : HYGIENE SYSTEM FOR A PORTABLE PACKAGED FOOD CONTAINER

(51) International classification	:B08B0009000000, B08B0009093000, A61L0002240000, B65D0081280000, A61L0002220000	(71) Name of Applicant : 1)ECOLAB USA INC Address of Applicant :1 Ecolab Place Saint Paul, MN 55102 U.S.A.
(31) Priority Document No	:PCT/CN2018/086468	(72) Name of Inventor :
(32) Priority Date	:11/05/2018	1)WEI, Wenbin
(33) Name of priority country	:China	2)ZHANG, Ying
(86) International Application No	:PCT/CN2018/114274	3)DING, Zhili
Filing Date	:07/11/2018	4)YU, Huarong
(87) International Publication No	:WO 2019/214191	
(61) Patent of Addition to Application Number	:NA	
Filing Date	:NA	
(62) Divisional to Application Number	:NA	
Filing Date	:NA	

(57) Abstract :

A system may automatically conduct hygiene cycles for a confined space such an interior space of a box suitable for storing and/or carrying packaged food. The system may include a hygiene device that can be attached to the box to conduct the hygiene cycles and a user interface device that can wirelessly communicate with the hygiene device to control the conduction of the hygiene cycles. The system may also automatically collect information related to the hygiene cycles using the hygiene device and transmit the collected information to a network directly or through the user interface device.

No. of Pages : 42 No. of Claims : 22

(12) PATENT APPLICATION PUBLICATION

(21) Application No.202017051625 A

(19) INDIA

(22) Date of filing of Application :26/11/2020

(43) Publication Date : 19/02/2021

(54) Title of the invention : CENTRIFUGAL CLUTCH

(51) International classification :F16D0043180000,
F16D0043140000,
F16D0043220000,
F16D0013580000,
F16D0013140000

(31) Priority Document No :2018-091930

(32) Priority Date :11/05/2018

(33) Name of priority country :Japan

(86) International Application No :PCT/JP2019/018431
Filing Date :08/05/2019

(87) International Publication No :WO 2019/216351

(61) Patent of Addition to Application Number :NA
Filing Date :NA

(62) Divisional to Application Number :NA
Filing Date :NA

(71)**Name of Applicant :**
1)KABUSHIKI KAISHA F.C.C.
Address of Applicant :7000-36,Nakagawa,Hosoe-cho,Kita-ku,Hamamatsu-shi, Shizuoka 4311394 Japan

(72)**Name of Inventor :**
1)AONO Kaoru
2)YOKOMICHI Yuta
3)KINE Yuta
4)KATAOKA Makoto

(57) Abstract :

Provided is a centrifugal clutch that is capable of either reducing an assist thrust or holding an assist thrust constant even when a clutch shoe is worn down. This centrifugal clutch 200 is provided with a drive plate 210 that is rotary-driven by a driving force of an engine. The drive plate 210 is provided with pivot support pins 214 and plate-side cam bodies 218. The pivot support pins 214 each pivotably support a clutch weight 230 by being fitted in an oblong-shaped pin slide hole 231 formed in the clutch weight 230. The plate-side cam bodies 218 are each formed of a cylindrical roller and are in contact with a weight-side cam body 235 of the clutch weight 230. The weight-side cam body 235 is formed to have a curved surface that results in the same cam angle, before and after wear of a clutch shoe 233 proceeds, when the clutch shoe 233 comes into contact with a cylindrical surface of an outer clutch sleeve 240.

No. of Pages : 42 No. of Claims : 5

(12) PATENT APPLICATION PUBLICATION

(21) Application No.202017051627 A

(19) INDIA

(22) Date of filing of Application :26/11/2020

(43) Publication Date : 19/02/2021

(54) Title of the invention : CAPTURE AND PRESENTATION OF AUTHENTICATED DATA

(51) International classification	:H04L0009320000, G06F0021640000, H04N0001320000, H04L0029080000, H04N0021647000	(71) Name of Applicant : 1)PATUNG INVESTMENTS LTD. Address of Applicant :12238 New Mclellan Road Surrey, BC V3X2Y1 Canada
(31) Priority Document No	:62/679021	(72) Name of Inventor :
(32) Priority Date	:01/06/2018	1)SINGH, Parminder
(33) Name of priority country	:U.S.A.	2)SINGH, Randeep, Gagan
(86) International Application No	:PCT/IB2019/000519	3)SINGH, Amardeep, Nanak
Filing Date	:21/05/2019	
(87) International Publication No	:WO 2019/229519	
(61) Patent of Addition to Application Number	:NA	
Filing Date	:NA	
(62) Divisional to Application Number	:NA	
Filing Date	:NA	

(57) Abstract :

Techniques for continuous authenticity for captured data are provided. Data in form of analog or digital media including videos, images, and audio recordings, and sensed, detected, measured, observed, or otherwise recorded data may be authenticated with source information upon capture. The chain of custody of the authentication may be preserved throughout processing and distribution of the captured data through a distribution network assuring consumers of the data that data or source information for the data is not altered in any way or, if altered, it is done so for the purpose of preserving the authenticity of the data and reversing the process will render an unaltered version of the original data set. In some examples, the authentication and/or capture of data may be triggered by a predefined event to ensure data associated with the event is captured and preserved with authentication.

No. of Pages : 36 No. of Claims : 21

(12) PATENT APPLICATION PUBLICATION

(21) Application No.202017051647 A

(19) INDIA

(22) Date of filing of Application :27/11/2020

(43) Publication Date : 19/02/2021

(54) Title of the invention : METHOD AND APPARATUS FOR PERFORMING RANDOM ACCESS BACKOFF IN WIRELESS COMMUNICATION SYSTEM

(51) International classification	:H04W0074080000, H04W0074000000, H04W0004700000, H04W0072040000, H04W0052340000	(71) Name of Applicant : 1)SAMSUNG ELECTRONICS CO., LTD. Address of Applicant :129, Samsung-ro, Yeongtong-gu Suwon-si, Gyeonggi-do 16677 Republic of Korea
(31) Priority Document No	:62/686796	(72) Name of Inventor :
(32) Priority Date	:19/06/2018	1)AGIWAL, Anil
(33) Name of priority country	:U.S.A.	2)KIM, Soenghun
(86) International Application No	:PCT/KR2019/007401	
Filing Date	:19/06/2019	
(87) International Publication No	:WO 2019/245285	
(61) Patent of Addition to Application Number	:NA	
Filing Date	:NA	
(62) Divisional to Application Number	:NA	
Filing Date	:NA	

(57) Abstract :

A communication method and system for converging a 5th-Generation (5G) communication system for supporting higher data rates beyond a 4th-Generation (4G) system with a technology for internet of things (IoT). The present disclosure may be applied to intelligent services based on the 5G communication technology and the IoT-related technology. The present disclosure provides a method and an apparatus for performing a random access by a terminal in a wireless communication system by starting a backoff timer for a random access preamble retransmission, determining whether a criterion to select a contention free random access resource is met during the backoff timer, selecting a random access resource for a transmission of a random access preamble when the criterion is met during the backoff timer, and transmitting, to a base station, the random access preamble in the selected random access resource.

No. of Pages : 25 No. of Claims : 15

(54) Title of the invention : METHOD, ARCHITECTURE AND DEVICES FOR THE REALIZATION OF AN ENCRYPTED COMMUNICATION PROTOCOL OF ENCRYPTED DATA PACKETS NAMED 'TRANSPORT ENCRYPTED PROTOCOL' (TEP)

(51) International classification	:H04L0009320000, H04L0029060000, H04L0029080000, H04W0012020000, H04L0009060000	(71)Name of Applicant : 1)PEGORARO, Gabriele Edmondo Address of Applicant :Via Vittorio Veneto 5a 21016 Luino Italy
(31) Priority Document No	:102018000005763	2)PERSURICH, Christian Fabio
(32) Priority Date	:28/05/2018	3)TIROZZI, Gianluca
(33) Name of priority country	:Italy	(72)Name of Inventor :
(86) International Application No	:PCT/IB2019/054343	1)PEGORARO, Gabriele Edmondo
Filing Date	:24/05/2019	
(87) International Publication No	:WO 2019/229612	
(61) Patent of Addition to Application Number	:NA	
Filing Date	:NA	
(62) Divisional to Application Number	:NA	
Filing Date	:NA	

(57) Abstract :

Method, devices, programs and system for the realization of an encrypted protocol for the transmission of encrypted data packets, called "Transport Encrypted Protocol" (TEP), intended for communication, characterized by a particular methodology of data encrypted encapsulation according to the blockchain paradigm comprising the following steps: - the establishment of a distributed ledger which generate sender and recipient addresses to establish a communication characterized by the encryption of both the content and the transport channels; - the verification of the integrity of the message and the correct correspondence of the address by the receiving node (hash), which decrypts each layer of encapsulation and hence decrypting the message itself; - the submission of an encrypted notification of receipt to the sender node and the subsequent preparation of the receiving node to the next state, either the break in communication or the modification of its status from recipient to sender.

No. of Pages : 23 No. of Claims : 30

(12) PATENT APPLICATION PUBLICATION

(21) Application No.202017051705 A

(19) INDIA

(22) Date of filing of Application :27/11/2020

(43) Publication Date : 19/02/2021

(54) Title of the invention : OFF GAS PROCESSING DEVICE AND FERTILIZER PRODUCTION PLANT PROVIDED WITH THIS OFF GAS PROCESSING DEVICE

(51) International classification	:B01D0053140000, B01D0053180000, B01D0053780000, B01D0019000000, B01D0053620000	(71) Name of Applicant : 1)MITSUBISHI HEAVY INDUSTRIES ENGINEERING, LTD. Address of Applicant :3-1, Minatomirai 3-Chome, Nishi-ku, Yokohama-shi, Kanagawa 2208401 Japan
(31) Priority Document No	:WO 2020/174559	(72) Name of Inventor :
(32) Priority Date	:26/02/2019	1)TACHIBANA, Shinya
(33) Name of priority country	:Japan	2)TANAKA, Yukio
(86) International Application No	:PCT/JP2019/007203	3)HAGIMOTO, Akiyori
Filing Date	:26/02/2019	
(87) International Publication No	:WO 2020/174559	
(61) Patent of Addition to Application Number	:NA	
Filing Date	:NA	
(62) Divisional to Application Number	:NA	
Filing Date	:NA	

(57) Abstract :

A off gas processing device according to the present invention, which processes an off gas that contains ammonia, is provided with: an ammonia scrubber which brings the off gas and an absorption liquid that contains carbonated water into a gas-liquid contact with each other; and a stripper which removes ammonia and carbon dioxide dissolved in the absorption liquid from the absorption liquid that has been extracted from the ammonia scrubber.

No. of Pages : 29 No. of Claims : 12

(12) PATENT APPLICATION PUBLICATION

(21) Application No.202017051711 A

(19) INDIA

(22) Date of filing of Application :27/11/2020

(43) Publication Date : 19/02/2021

(54) Title of the invention : POWDER-LAYER THREE-DIMENSIONAL PRINTER WITH SMOOTHING DEVICE

(51) International classification :B33Y0040000000,
B29C0064329000,
B29C0064218000,
B29C0064153000,
B29C0064165000

(31) Priority Document No :62/677309
(32) Priority Date :29/05/2018
(33) Name of priority country :U.S.A.
(86) International Application No :PCT/US2019/033242
Filing Date :21/05/2019
(87) International Publication No :WO 2019/231748
(61) Patent of Addition to Application
Number :NA
Filing Date :NA
(62) Divisional to Application Number :NA
Filing Date :NA

(71)Name of Applicant :

1)THE EXONE COMPANY

Address of Applicant :127 Industry Boulevard North
Huntingdon, PA 15642 U.S.A.

(72)Name of Inventor :

1)STROUD, Adam, W.

2)LUCAS, Rick, D.

3)MCCOY, Michael, John

4)DUGAN, Anthony, S.

5)BOLT, Joseph, J.

(57) Abstract :

Powder layer smoothing devices (34) adapted for use with powder-layer three- dimensional printers (10) are described. The smoothing devices (34) include a counter rotating roller (36, 50, 60) having a complex powder engaging face (38) that may include a series or plurality of flutes (54) or may include knurling (64) extending along at least a portion of the counter rotating roller (36, 50, 60) along its rotational axis (56, 66). The smoothing device (34) may also include a vertically adjustable finishing roller (35) to follow the counter rotating roller (36, 50, 60) across the build box (12) of the powder-layer three-dimensional printer (10).

No. of Pages : 10 No. of Claims : 12

(12) PATENT APPLICATION PUBLICATION

(21) Application No.202017051712 A

(19) INDIA

(22) Date of filing of Application :27/11/2020

(43) Publication Date : 19/02/2021

(54) Title of the invention : PHARMACEUTICAL COMPOSITION COMPRISING MESENCHYMAL STEM CELLS AS EFFECTIVE INGREDIENT FOR PREVENTION OR TREATMENT OF INFLAMMATORY DISEASE

(51) International classification	:A61K0035280000, C12N0005077500, C07K0014705000, A61P0029000000, A61K0039000000	(71) Name of Applicant : 1)MEDIPOST CO., LTD. Address of Applicant :21, Daewangpangyo-ro 644beon-gil Bundang-gu Seongnam-si Gyeonggi-do 13494 Republic of Korea
(31) Priority Document No	:62/680748	(72) Name of Inventor :
(32) Priority Date	:05/06/2018	1)YANG, Yun Sun
(33) Name of priority country	:U.S.A.	2)OH, Wonil
(86) International Application No	:PCT/KR2019/006817	3)CHOI, Soo Jin
Filing Date	:05/06/2019	4)KWAK, Jihye
(87) International Publication No	:WO 2019/235854	5)KIM, Dong Hyon
(61) Patent of Addition to Application Number	:NA	6)LIM, Hoon
Filing Date	:NA	
(62) Divisional to Application Number	:NA	
Filing Date	:NA	

(57) Abstract :

The present invention relates to a pharmaceutical composition comprising HLA-A2-expressing mesenchymal stem cells as an effective ingredient for prevention or treatment of inflammatory disease. According to the present invention, the mesenchymal stem cells expressing HLA-A2 on the surface thereof inhibit the secretion of the inflammatory cytokine TNF-a and increase the expression of the anti-inflammatory markers CD163 and Arg-1, so that the pharmaceutical composition comprising the mesenchymal stem cells as an effective ingredient can be advantageously used for suppressing inflammation or treating inflammatory diseases.

No. of Pages : 21 No. of Claims : 8

(54) Title of the invention : EARPLUGS WITH CORD

(51) International classification	:A61F0011120000, A61F0011080000, A61B0050300000, B65D0043160000, B29C0043360000	(71) Name of Applicant : 1)CHRONOTECH (PTY) LTD Address of Applicant :Sultan Street 5, Die Boord 7600 Stellenbosch South Africa
(31) Priority Document No	:2018/03406	(72) Name of Inventor : 1)SMIT, Nicolaas Hendrik
(32) Priority Date	:23/05/2018	
(33) Name of priority country	:South Africa	
(86) International Application No	:PCT/IB2019/054224	
Filing Date	:22/05/2019	
(87) International Publication No	:WO 2019/224737	
(61) Patent of Addition to Application Number	:NA	
Filing Date	:NA	
(62) Divisional to Application Number	:NA	
Filing Date	:NA	

(57) Abstract :

The invention provides a moulded earplug set (300) which includes two earplugs (302, 304) each having a stem (332, 334) with a cord or lanyard (306) extending between the stems to connect the earplugs together. The cord may be integrally moulded with the earplugs and extend laterally from the stem of each. The sides of the cord may adjoin to form a generally planar cord body (72) and may be defined by sulcations in the cord body. The set may include an integrally moulded storage container (308) for the earplugs, comprising two cap formations (314, 316) separated by a hinge (322). An integrally moulded strap (310) may be provided to permit the cap formations to be locked in a closed condition abutting each other. The set may include frangible bridge formations (342) connecting the earplugs to the cord body. Each earplug may include a grip defining a plurality of indentations.

No. of Pages : 37 No. of Claims : 11

(12) PATENT APPLICATION PUBLICATION

(21) Application No.202017051716 A

(19) INDIA

(22) Date of filing of Application :27/11/2020

(43) Publication Date : 19/02/2021

(54) Title of the invention : REFINER SEGMENT WITH VARYING DEPTH PROFILE

(51) International classification	:D21D0001300000, B02C0007120000, G11B0020120000, D21D0001000000, D21D0001200000	(71) Name of Applicant : 1)VALMET AB Address of Applicant :. 851 94 Sundsvall Sweden
(31) Priority Document No	:1850942-2	(72) Name of Inventor : 1)LINDBLOM, Thommy
(32) Priority Date	:25/07/2018	
(33) Name of priority country	:Sweden	
(86) International Application No	:PCT/SE2019/050508	
Filing Date	:03/06/2019	
(87) International Publication No	:WO 2020/022941	
(61) Patent of Addition to Application Number	:NA	
Filing Date	:NA	
(62) Divisional to Application Number	:NA	
Filing Date	:NA	

(57) Abstract :

There is disclosed a refiner segment (10) adapted to be attached to a refiner disc (30) in a refiner (100) of lignocellulosic material, said refiner segment (10) being provided with a plurality of spaced apart bars (20,) extending in a direction from an inner periphery (10a) of said refiner segment (10) towards an outer periphery (10b) of said refiner segment (10), where each pair of adjacent bars (20; 20K+I) bounds a corresponding intermediate area (22) on said refiner segment (10). The refiner segment (10) comprises at least one intermediate area (22) that comprises a channel region (23) and a ridge region (24), said channel region (23) connecting at a first side (23b) to said ridge region (24) and extending deeper into said refiner segment (10) than said ridge region (24) in order to create an intermediate area (22) having a cross- section with a varying depth profile. Also disclosed are a refiner disc comprising such refiner segments and a refiner comprising a refiner disc comprising said refiner segments.

No. of Pages : 14 No. of Claims : 15

(12) PATENT APPLICATION PUBLICATION

(21) Application No.202017051719 A

(19) INDIA

(22) Date of filing of Application :27/11/2020

(43) Publication Date : 19/02/2021

(54) Title of the invention : FAULT INJECTION ATTACK DETECTION IN INTEGRATED CIRCUITS

(51) International classification	:H04L0009000000, H01L0023000000, G06F0021750000, G06K0019073000, H04L0029060000	(71) Name of Applicant : 1)ARM LIMITED Address of Applicant :110 Fulbourn Road Cherry Hinton Cambridge CB1 9NJ U.K.
(31) Priority Document No	:15/996134	(72) Name of Inventor :
(32) Priority Date	:01/06/2018	1)YANAMADALA, Subbayya Chowdary
(33) Name of priority country	:U.S.A.	2)RIEN, Mikael Yves Marie
(86) International Application No	:PCT/GB2019/051164	3)DHANEKULA, Anish
Filing Date	:26/04/2019	4)RUDRA, Roma
(87) International Publication No	:WO 2019/229411	
(61) Patent of Addition to Application Number	:NA	
Filing Date	:NA	
(62) Divisional to Application Number	:NA	
Filing Date	:NA	

(57) Abstract :

A system with fault injection attack detection can include a circuit block; at least one independent power network; a detector coupled to the at least one independent power network to detect a change in a power characteristic of the independent power network; and sensors coupled to the at least one independent power network and located in an active layer of a chip with the circuit block. The sensors are responsive to at least one type of fault injection attack. In some cases, the sensors can be inverters.

No. of Pages : 11 No. of Claims : 20

(54) Title of the invention : ELECTROMAGNETIC FILM WIRE-OUT STRUCTURE, DIRECT-TYPE BACKLIGHT DISPLAY MODULE AND DISPLAY

(51) International classification	:G06F0003046000, G02F0001133570, G02F0001133300, H05K0009000000, G06F0003041000	(71) Name of Applicant : 1)GUANGZHOU SHIYUAN ELECTRONICS CO., LTD. Address of Applicant :No. 6, 4th Yunpu Road, Huangpu District Guangzhou, Guangdong 510530 China 2)GUANGZHOU SHIRUI ELECTRONICS CO., LTD.
(31) Priority Document No	:201820658093.0	(72) Name of Inventor :
(32) Priority Date	:03/05/2018	1)ZHENG, Shaohong
(33) Name of priority country	:China	
(86) International Application No	:PCT/CN2018/118463	
Filing Date	:30/11/2018	
(87) International Publication No	:WO 2019/210682	
(61) Patent of Addition to Application Number	:NA	
Filing Date	:NA	
(62) Divisional to Application Number	:NA	
Filing Date	:NA	

(57) Abstract :

Disclosed are an electromagnetic film wire-out structure, a direct-type backlight display module and a display. The electromagnetic film wire-out structure comprises a backplate structure, an electromagnetic touch structure, and an outer frame structure, wherein the electromagnetic touch structure comprises a diffusion plate provided above the backplate structure, an electromagnetic film provided corresponding to the diffusion plate, an electromagnetic touch control panel provided at an outer side of the backplate structure, and a flexible electromagnetic circuit connecting the electromagnetic film and the electromagnetic touch control panel; and the outer frame structure is sleeved on an outer side of the backplate structure and a sealing frame structure is enclosed by the outer frame structure and the backplate structure, the diffusion plate, the electromagnetic film and the flexible electromagnetic circuit all are located in the sealing frame structure, and the electromagnetic touch control panel is located outside of the sealing frame structure. According to the technical solution provided in the present invention, the wire-out of an electromagnetic film can be facilitated, and the connection between the electromagnetic film and an electromagnetic touch control panel can be easily implemented.

No. of Pages : 11 No. of Claims : 10

(12) PATENT APPLICATION PUBLICATION

(21) Application No.202017051742 A

(19) INDIA

(22) Date of filing of Application :27/11/2020

(43) Publication Date : 19/02/2021

(54) Title of the invention : CERAMIC MEMBER UNIT AND SENSOR PROVIDED WITH SAME

(51) International classification	:G01N0027409000, A44B0011260000, H05K0005020000, G11B0017051000, G11B0017040000	(71) Name of Applicant : 1)NGK SPARK PLUG CO., LTD. Address of Applicant :14-18,Takatsuji-cho, Mizuho-ku, Nagoya-shi, Aichi 4678525 Japan
(31) Priority Document No	:2018-110022	(72) Name of Inventor :
(32) Priority Date	:08/06/2018	1)OKAI Masana
(33) Name of priority country	:Japan	2)MATSUO Kouji
(86) International Application No	:PCT/JP2019/004621	3)TAHIRA Daisuke
Filing Date	:08/02/2019	
(87) International Publication No	:WO 2019/234972	
(61) Patent of Addition to Application Number	:NA	
Filing Date	:NA	
(62) Divisional to Application Number	:NA	
Filing Date	:NA	

(57) Abstract :

Provided are a ceramic member unit that makes it possible for an insertion body to be smoothly inserted into an insertion port of a ceramic member and has enhanced insertability, and a sensor provided with the same. This ceramic member unit at least comprises insertion bodies 11-14 and a ceramic member 50 having insertion parts 50i into which the insertion bodies are to be inserted. Each of the insertion parts at least has an insertion port 50b that is in communication with an introduction port 50s on the surface of the ceramic member, is provided further back than the introduction port, and forms an opening. The insertion bodies can be inserted into the insertion ports. Additionally, the parts where the introduction ports and insertion ports are in communication with each other each have a tapered-hole part 50t1, 50t2 that narrows toward the insertion port. The taper angle of the tapered hole part increases toward the insertion port and the tapered hole part is connected to the insertion port.

No. of Pages : 24 No. of Claims : 2

(12) PATENT APPLICATION PUBLICATION

(21) Application No.202017051743 A

(19) INDIA

(22) Date of filing of Application :27/11/2020

(43) Publication Date : 19/02/2021

(54) Title of the invention : UNDERWATER MOORING ROPE

(51) International classification	:D07B0001020000, D04C0001120000, D07B0001200000, D07B0001160000, D07B0001140000	(71) Name of Applicant : 1)BEXCO N.V. Address of Applicant :Industriepark Zwaarveld 25 9220 Hamme Belgium
(31) Priority Document No	:2018/5415	(72) Name of Inventor :
(32) Priority Date	:19/06/2018	1)DELTOUR, Quinten
(33) Name of priority country	:Belgium	
(86) International Application No	:PCT/EP2019/065381	
Filing Date	:12/06/2019	
(87) International Publication No	:WO 2019/243138	
(61) Patent of Addition to Application Number	:NA	
Filing Date	:NA	
(62) Divisional to Application Number	:NA	
Filing Date	:NA	

(57) Abstract :

The present invention relates to a mooring rope for use in subsea mooring, or a substantially synthetic rope thereof, said synthetic rope comprising a rope core and a layered shell arranged around the rope core, said the shell having a braided outer shell layer. The shell comprises sub-surface buoyancy elements, suitable for use in a subsea environment, extending in radial direction between the rope core and the outer shell.

No. of Pages : 9 No. of Claims : 15

(12) PATENT APPLICATION PUBLICATION

(21) Application No.202017051747 A

(19) INDIA

(22) Date of filing of Application :27/11/2020

(43) Publication Date : 19/02/2021

(54) Title of the invention : TARGETING M2-LIKE TUMOR-ASSOCIATED MACROPHAGES BY USING MELITTIN-BASED PRO-APOPTOTIC PEPTIDE

(51) International classification :A61P0035000000,
A61K0047640000,
A61K0047680000,
A61K0031536500,
C07K0007060000

(31) Priority Document No :10-2018-0051800

(32) Priority Date :04/05/2018

(33) Name of priority country :Republic of Korea

(86) International Application No :PCT/KR2019/005438
Filing Date :07/05/2019

(87) International Publication No :WO 2019/212324

(61) Patent of Addition to Application Number :NA
Filing Date :NA

(62) Divisional to Application Number :NA
Filing Date :NA

(71)Name of Applicant :

1)TWINPIGBIOLAB INC.

Address of Applicant :5F 505Ho, 81, Misagangbyeondong-ro,
Hanam-si, Gyeonggi-do 12913 Republic of Korea

(72)Name of Inventor :

1)BAE, Hyunsu

2)LEE, Chan-Ju

3)JEONG, Jin-Hyun

4)LEE, Do-Ha

5)KIM, Jeong-Dong

(57) Abstract :

The present invention relates to a melittin-anticancer drug conjugate in which melittin and an anticancer drug are conjugated, and to a method for preparing a melittin-anticancer drug conjugate by connecting melittin and an anticancer drug. A conjugate of the present invention is an anticancer material for targeting M2-type tumor-associated TAMs and exhibits an excellent effect of selectively selecting M2-type tumor-associated TAMs, and thus can be used for a use of drug delivery for targeting M2-type tumor-associated macrophages.

No. of Pages : 38 No. of Claims : 15

(12) PATENT APPLICATION PUBLICATION

(21) Application No.202017051750 A

(19) INDIA

(22) Date of filing of Application :27/11/2020

(43) Publication Date : 19/02/2021

(54) Title of the invention : SYSTEM AND METHOD FOR OBTAINING AND UTILIZING MEASUREMENTS TO ENABLE CUSTOMIZED EYEWEAR TO BE PURCHASED ONLINE

(51) International classification	:G02C0013000000, G02C0007020000, A61B0003180000, G06K0009000000, A61B0005000000	(71) Name of Applicant : 1)OPTIKAM TECH, INC. Address of Applicant :787 Liege W. Montreal, Quebec H3N1B1 Canada 2)LAMORTE & ASSOCIATES, P.C.
(31) Priority Document No	:15/970546	(72) Name of Inventor :
(32) Priority Date	:03/05/2018	1)EL-HAJAL, Bassem
(33) Name of priority country	:U.S.A.	2)LANCIONE, Marco
(86) International Application No	:15/970546	3)SZYMBORSKI, Piotr
Filing Date	:03/05/2018	4)JALBERT, Luc
(87) International Publication No	:WO 2019/213454	
(61) Patent of Addition to Application Number	:NA	
Filing Date	:NA	
(62) Divisional to Application Number	:NA	
Filing Date	:NA	

(57) Abstract :

A system and method for determining the measurements needed to correctly fabricate prescription eyewear for an individual (10) who is purchasing the eyewear. The individual (10) is provided with initial set of frames. The initial set of frames is fitted to the requirements of the individual to obtain fitted frames (45). An eye exam is also conducted to obtain a proper lens prescription for the fitted frames (45). The individual (10) is imaged while fitted frames (45) are being worn. This creates reference images (44). At some point, the individual (10) may select a subsequent set of frames (56). Once subsequent set of frames (56) is selected, a retailer recalls the reference images (44) and obtains fitting measurements from reference images (44). The online retailer can also recall lens prescription for initial fitted frames (45). Utilizing the fitting measurements, the retailer can custom fit subsequent set of frames (56).

No. of Pages : 20 No. of Claims : 15

(12) PATENT APPLICATION PUBLICATION

(21) Application No.202017051753 A

(19) INDIA

(22) Date of filing of Application :27/11/2020

(43) Publication Date : 19/02/2021

(54) Title of the invention : SADDLE-TYPE VEHICLE

(51) International classification	:B62J0099000000, H04B0001180000, H01Q0009040000, H01Q0023000000, H01Q0001320000	(71) Name of Applicant : 1)HONDA MOTOR CO., LTD. Address of Applicant :1-1, Minami-Aoyama 2-chome, Minato-ku, Tokyo 1078556 Japan
(31) Priority Document No	:NA	(72) Name of Inventor :
(32) Priority Date	:NA	1)KOGA, Futoshi
(33) Name of priority country	:NA	2)YAMASHITA, Naoto
(86) International Application No	:PCT/JP2018/019898	3)KAWAMURA, Akihito
Filing Date	:23/05/2018	4)MAEDA, Hiroshi
(87) International Publication No	:WO 2019/224960	5)KUROBA, Yoshiyuki
(61) Patent of Addition to Application Number	:NA	
Filing Date	:NA	
(62) Divisional to Application Number	:NA	
Filing Date	:NA	

(57) Abstract :

A saddle-type vehicle provided with an antenna capable of receiving a radio signal in a predetermined frequency band, and a detection unit that detects a situation in front of the vehicle. Vehicle components are disposed between the antenna and the detection unit.

No. of Pages : 25 No. of Claims : 10

(12) PATENT APPLICATION PUBLICATION

(21) Application No.202017051754 A

(19) INDIA

(22) Date of filing of Application :27/11/2020

(43) Publication Date : 19/02/2021

(54) Title of the invention : CARRIER FREQUENCY SETTING METHOD, MOTOR DRIVING SYSTEM, AND CARRIER FREQUENCY SETTING DEVICE

(51) International classification	:H02P0027080000, B60W0020000000, H02P0021000000, B60W0030180000, B60W0020300000	(71) Name of Applicant : 1)NIPPON STEEL CORPORATION Address of Applicant :6-1, Marunouchi 2-chome, Chiyoda-ku, Tokyo 1008071 Japan
(31) Priority Document No	:2018-126066	(72) Name of Inventor :
(32) Priority Date	:02/07/2018	1)OHSUGI Yasuo
(33) Name of priority country	:Japan	
(86) International Application No	:PCT/JP2019/026106	
Filing Date	:01/07/2019	
(87) International Publication No	:WO 2020/009062	
(61) Patent of Addition to Application Number	:NA	
Filing Date	:NA	
(62) Divisional to Application Number	:NA	
Filing Date	:NA	

(57) Abstract :

The present invention can drive a motor so that a combined loss of motor loss and inverter loss is reduced. In a relationship between an optimal carrier frequency, at which the combined loss is minimized, and a torque of a motor M, the present invention derives the lowest value of the optimal carrier frequency and determines a relationship between the torque of the motor M and the carrier frequency so that there is a portion in which while the torque of the motor M increases, the carrier frequency is approximately the same or decreases, in a range in which the torque of the motor M is equal to or smaller than the torque corresponding to the lowest optimal carrier frequency, and there is a portion in which while the torque of the motor M increases, the carrier frequency is approximately the same or increases, in a range in which the torque of the motor M is equal to or larger than the torque corresponding to the lowest optimal carrier frequency.

No. of Pages : 51 No. of Claims : 9

(12) PATENT APPLICATION PUBLICATION

(21) Application No.202017051755 A

(19) INDIA

(22) Date of filing of Application :27/11/2020

(43) Publication Date : 19/02/2021

(54) Title of the invention : COMPREHENSIVE PROCESSING METHOD AND COMPREHENSIVE PROCESSING SYSTEM FOR COPPER-CONTAINING SLUDGE AND CIRCUIT BOARDS

(51) International classification	:C22B0007000000, C22B0015000000, C22B0001140000, F27B0003000000, C02F0001000000	(71) Name of Applicant : 1)CHINA ENFI ENGINEERING CORPORATION Address of Applicant :12 Fuxing Avenue, Haidian District Beijing 100038 China
(31) Priority Document No	:201810433295.X	(72) Name of Inventor :
(32) Priority Date	:08/05/2018	1)CUI, Mu
(33) Name of priority country	:China	2)LI, Min
(86) International Application No	:PCT/CN2019/085143	3)XU, Xiaofeng
Filing Date	:30/04/2019	4)SONG, Zhenzhen
(87) International Publication No	:WO 2019/214507	5)CHEN, Xuegang
(61) Patent of Addition to Application Number	:NA	6)WU, Chuangu
Filing Date	:NA	7)LI, Chong
(62) Divisional to Application Number	:NA	
Filing Date	:NA	

(57) Abstract :

A comprehensive processing method and comprehensive processing system for copper-containing sludge and circuit boards, the comprehensive processing method comprising: mixing and granulating copper-containing sludge and waste-activated carbon to obtain copper-containing sludge particles; performing side blowing smelting on the copper-containing sludge particles and a circuit board. The waste-activated carbon is used as a reducing agent and a partial combustion agent, which is mixed and granulated with the copper-containing sludge and then side blowing smelted with the circuit board; in addition, a waste mineral oil is used as a supplementary fuel, thereby further reducing the energy consumption costs of side blowing smelting; during the process of side blowing smelting, organic matter of the circuit board burns to generate heat, and the organic matter may be used as a fuel for side blowing smelting, thereby completing the separation of copper and other impurities from the copper-containing sludge and the circuit board, fully utilizing the heat energy of the organic matter in the circuit board, and further reducing the energy consumption costs of side blowing smelting.

No. of Pages : 21 No. of Claims : 26

(12) PATENT APPLICATION PUBLICATION

(21) Application No.202017051756 A

(19) INDIA

(22) Date of filing of Application :27/11/2020

(43) Publication Date : 19/02/2021

(54) Title of the invention : THREE-DIMENSIONAL GRINDER, METHOD FOR IMPLEMENTING SAME AND USES THEREOF

(51) International classification :B02C0017180000,
B02C0017160000,
G06T0007120000,
B02C0023240000,
H01J0049060000

(31) Priority Document No :1854592
(32) Priority Date :29/05/2018
(33) Name of priority country :France
(86) International Application No :PCT/EP2019/063656
Filing Date :27/05/2019
(87) International Publication No :WO 2019/228983
(61) Patent of Addition to Application Number :NA
Filing Date :NA
(62) Divisional to Application Number :NA
Filing Date :NA

(71)Name of Applicant :

1)DEASYL SA

Address of Applicant :Chemin du pont-du-Centenaire 109
1228 Plan-les-Ouates Switzerland

(72)Name of Inventor :

1)THIEL, Julien

2)LACOSTE, François

3)LAIR, Valentin

4)HALLOUMI, Samy

5)MALPARTIDA, Irène

6)MOEVUS, Benoît

(57) Abstract :

The present invention concerns a three-dimensional grinder (100) comprising at least: - a stationary grinding chamber (1) having a wall with a generally cylindrical shape extending along a longitudinal axis XX and delimiting an inner space, said chamber being suitable for receiving and mixing at least one starting compound, and generally at least two, in a liquid medium, so as to form an initial mixture, said stationary grinding chamber (1) being intended to be partially filled with at least one grinding body (6), preferably microbeads, which stationary grinding chamber (1) comprises, at a first end (2), at least one inlet (4) for introducing said at least one starting compound and said liquid medium and, at a second end (3), at least one outlet (5) suitable for discharging an end product formed in said stationary grinding chamber (1); - a stirrer (10) arranged in said stationary grinding chamber (1), comprising a rod (11) extending along the longitudinal axis XX, said stirrer (10) being capable of pivoting so as to move the grinding body / initial mixture mass, the stationary grinding chamber (1) comprising, in said inner space, at least one heating device (20) that is implanted in order to heat at least one area of said stationary grinding chamber (1), characterised in that said heating device (20) is an induction heating device.

No. of Pages : 22 No. of Claims : 15

(12) PATENT APPLICATION PUBLICATION

(21) Application No.202017051760 A

(19) INDIA

(22) Date of filing of Application :27/11/2020

(43) Publication Date : 19/02/2021

(54) Title of the invention : COMPOSITE OF STAINLESS STEEL AND RESIN, METHOD FOR MANUFACTURING THE SAME

(51) International classification	:C25F0003060000, B32B0015080000, B32B0003260000, B32B0015180000, B32B0037180000	(71) Name of Applicant : 1)SAMSUNG ELECTRONICS CO., LTD. Address of Applicant :129, Samsung-ro Yeongtong-gu Suwon-si Gyeonggi-do 16677 Republic of Korea
(31) Priority Document No	:10-2018-0060335	(72) Name of Inventor :
(32) Priority Date	:28/05/2018	1)KIM, Asung
(33) Name of priority country	:Republic of Korea	2)KIM, Wooktae
(86) International Application No	:PCT/KR2019/005465	3)SON, Sangik
Filing Date	:08/05/2019	4)JO, Gyuha
(87) International Publication No	:WO 2019/231125	
(61) Patent of Addition to Application Number	:NA	
Filing Date	:NA	
(62) Divisional to Application Number	:NA	
Filing Date	:NA	

(57) Abstract :

Composites, methods of manufacturing a composite, and methods of surface treatment of stainless steel are provided. A composite may include stainless steel of which a concave-convex surface is constructed through electrolytic etching, and resin joined to the concave-convex surface.

No. of Pages : 18 No. of Claims : 15

(12) PATENT APPLICATION PUBLICATION

(21) Application No.202017051765 A

(19) INDIA

(22) Date of filing of Application :27/11/2020

(43) Publication Date : 19/02/2021

(54) Title of the invention : DETERMINATION OF DISTRIBUTION RANGE

(51) International classification	:G06Q0030020000, G06Q0010080000, G06Q0030060000, G01R0033483000, G11C0029440000	(71) Name of Applicant : 1)BEIJING SANKUAI ONLINE TECHNOLOGY CO., LTD Address of Applicant :Room 2106-030 No.9 West North 4th Ring Road Haidian District Beijing 100080 China
(31) Priority Document No	:201810475812.X	(72) Name of Inventor :
(32) Priority Date	:17/05/2018	1)DING, Xuetao
(33) Name of priority country	:China	2)ZHANG, Runfeng
(86) International Application No	:PCT/CN2018/122085	3)JIA, Dong
Filing Date	:19/12/2018	4)HE, Renqing
(87) International Publication No	:WO 2019/218668	5)GUO, Zhengang
(61) Patent of Addition to Application Number	:NA	6)HAO, Xiaobo
Filing Date	:NA	
(62) Divisional to Application Number	:NA	
Filing Date	:NA	

(57) Abstract :

Provided is a method for determining a distribution range. The method comprises: acquiring historical behavioral data in multiple regional blocks and historical order data of multiple merchants (101); acquiring a target merchant set of each of the regional blocks according to the historical behavioral data in the multiple regional blocks and the historical order data of the multiple merchants (102); and determining a distribution range for each of the merchants based on the target merchant set of each of the regional blocks (103).

No. of Pages : 19 No. of Claims : 14

(12) PATENT APPLICATION PUBLICATION

(21) Application No.202017051766 A

(19) INDIA

(22) Date of filing of Application :27/11/2020

(43) Publication Date : 19/02/2021

(54) Title of the invention : SYSTEM AND METHOD FOR ANALYSING A SURFACE THAT IS SUBJECT TO WEAR

(51) International classification	:G06Q0010000000, B29L0031300000, F04B0049060000, G01N0027300000, B82Y0035000000	(71) Name of Applicant : 1)METSO SWEDEN AB Address of Applicant :Box 132 231 22 TRELLEBORG Sweden
(31) Priority Document No	:1850660-0	(72) Name of Inventor :
(32) Priority Date	:31/05/2018	1)HOFFMANN, Andreas
(33) Name of priority country	:Sweden	2)FURTENBACH, Lars
(86) International Application No	:PCT/SE2019/050505	
Filing Date	:29/05/2019	
(87) International Publication No	:WO 2019/231389	
(61) Patent of Addition to Application Number	:NA	
Filing Date	:NA	
(62) Divisional to Application Number	:NA	
Filing Date	:NA	

(57) Abstract :

The invention refers to a system for analysing a wear surface in a material handling system. The system including a scanner and a processor configured generate measurement data. The method further comprises a corresponding method.

No. of Pages : 21 No. of Claims : 2

(12) PATENT APPLICATION PUBLICATION

(21) Application No.202017051768 A

(19) INDIA

(22) Date of filing of Application :27/11/2020

(43) Publication Date : 19/02/2021

(54) Title of the invention : COMPOSITION COMPRISING ANTISENSE OLIGONUCLEOTIDE AND USE THEREOF FOR TREATMENT OF DUCHENNE MUSCULAR DYSTROPHY

(51) International classification	:C12N0015113000, A61P0021000000, A61K0047260000, A61K0035510000, A61P0021040000	(71) Name of Applicant : 1)NIPPON SHINYAKU CO., LTD. Address of Applicant :14, Kisshoin Nishinosho Monguchicho, Minami-ku, Kyoto-shi, Kyoto 6018550 Japan
(31) Priority Document No	:62/690270	(72) Name of Inventor :
(32) Priority Date	:26/06/2018	1)UNO, Tomonori
(33) Name of priority country	:U.S.A.	2)NATSUKAWA, Takashi
(86) International Application No	:PCT/JP2019/026393	3)EGAWA, Youichi
Filing Date	:26/06/2019	4)SATOU, Youhei
(87) International Publication No	:WO 2020/004675	
(61) Patent of Addition to Application Number	:NA	
Filing Date	:NA	
(62) Divisional to Application Number	:NA	
Filing Date	:NA	

(57) Abstract :

The present invention relates to a composition containing an antisense oligonucleotide and a use thereof for the treatment of Duchenne muscular dystrophy. The present invention, specifically, relates to the composition effective for the treatment of Duchenne muscular dystrophy when administered at a treatment dose, and a use thereof.

No. of Pages : 82 No. of Claims : 22

(12) PATENT APPLICATION PUBLICATION

(21) Application No.202017051770 A

(19) INDIA

(22) Date of filing of Application :27/11/2020

(43) Publication Date : 19/02/2021

(54) Title of the invention : TWO-GEAR TRANSMISSION FOR AN ELECTRICALLY DRIVABLE MOTOR VEHICLE

(51) International classification :F16H0003000000,
F16H0003089000,
F16H0003093000,
B60K0006547000,
B60K0001000000

(31) Priority Document No :10 2018 121 599.1

(32) Priority Date :05/09/2018

(33) Name of priority country :Germany

(86) International Application No :PCT/DE2019/100580
Filing Date :24/06/2019

(87) International Publication No :WO 2020/048558

(61) Patent of Addition to Application Number :NA
Filing Date :NA

(62) Divisional to Application Number :NA
Filing Date :NA

(71)**Name of Applicant :**
1)SCHAEFFLER TECHNOLOGIES AG & CO. KG
Address of Applicant :Industriestrae 1-3 91074
Herzogenaurach Germany

(72)**Name of Inventor :**
1)SATYANARAYANA, Ps
2)AYYAPPATH, Prajod

(57) Abstract :

A two-gear transmission (10) for an electrically drivable motor vehicle is proposed with an input shaft (12) which can be connected to an electric machine for the introduction of a torque, an output shaft (18) which can be connected to a drive gear for the output of the torque, a first gear stage (14) for the transmission of a rotational speed of the input shaft (12) to the output shaft (18) at a first transmission ratio, with a first driving gearwheel (20) and a first driven gearwheel (22), a second gear stage (16) for the transmission of a rotational speed of the input shaft (12) to the output shaft (18) at a second transmission ratio which is different from the first transmission ratio, with a second driving gearwheel (24) and a second driven gearwheel (26), a freewheel which is assigned to the first driving gearwheel (20) or the first driven gearwheel (22), and a friction clutch (30) which can connect the second driven gearwheel (24) to the output shaft (18). In order for it to be possible for the transmission to be of a smaller and more compact design, it is proposed that said friction clutch (30) is provided as a single friction clutch (30), and that the freewheel (28) and the friction clutch (30) are both arranged on the same shaft (12; 18).

No. of Pages : 12 No. of Claims : 10

(12) PATENT APPLICATION PUBLICATION

(21) Application No.202017051783 A

(19) INDIA

(22) Date of filing of Application :27/11/2020

(43) Publication Date : 19/02/2021

(54) Title of the invention : BIOCOMPATIBLE ADHESIVE MATERIALS WITH IONIC AND COVALENT INTERACTION

(51) International classification	:A61L0024000000, A61L0024040000, A61K0009000000, A61L0031100000, A61L0027520000	(71) Name of Applicant : 1)BIODEVEK, INC. Address of Applicant :700 Main Street Cambridge, MA 02139 U.S.A.
(31) Priority Document No	:62/672046	(72) Name of Inventor :
(32) Priority Date	:15/05/2018	1)MUNOZ TABOADA, Gonzalo
(33) Name of priority country	:U.S.A.	2)ARTZI, Natalie
(86) International Application No	:PCT/US2019/032458	3)EDELMAN, Elazer, R.
Filing Date	:15/05/2019	
(87) International Publication No	:WO 2019/222377	
(61) Patent of Addition to Application Number	:NA	
Filing Date	:NA	
(62) Divisional to Application Number	:NA	
Filing Date	:NA	

(57) Abstract :

Disclosed are biocompatible adhesive materials for adhering, sealing, or treating one or more biological tissues. Generally, the biocompatible adhesive materials comprise a dendrimer component and one or more polymer components. These biocompatible adhesive materials are useful as tissue adhesives, tissue sealants, tissue treatments, matrix materials, fillers, coatings, or a combination thereof.

No. of Pages : 36 No. of Claims : 40

(12) PATENT APPLICATION PUBLICATION

(21) Application No.202017051784 A

(19) INDIA

(22) Date of filing of Application :27/11/2020

(43) Publication Date : 19/02/2021

(54) Title of the invention : STICK-ON TICKET SYSTEM AND METHOD

(51) International classification :G06K0007140000,
G07B0005040000,
G07B0001000000,
G06K0019060000,
G07C0011000000

(31) Priority Document No :62/686545
(32) Priority Date :18/06/2018
(33) Name of priority country :U.S.A.
(86) International Application No :PCT/US2019/035859
Filing Date :06/06/2019
(87) International Publication No :WO 2019/245750
(61) Patent of Addition to Application Number :NA
Filing Date :NA
(62) Divisional to Application Number :NA
Filing Date :NA

(71)**Name of Applicant :**
1)UNIVERSAL CITY STUDIOS LLC
Address of Applicant :100 Universal City Plaza Universal
City, California 91608 U.S.A.
(72)**Name of Inventor :**
1)HARNED, Jessica
2)KELLY, Dennis

(57) Abstract :

A ticketing system includes a stick-on ticket, one or more stick-on ticket printers, and a stick-on ticket control system. The stick-on ticket includes a stick-on ticket carrier having a barcode disposed thereon and includes a sticker that has an identification tag and is configured to be removable from the stick-on ticket carrier and adhered to another surface. Each stick-on ticket printer is configured to read barcode information from the barcode to associate the barcode information with a user account and configured to read identification tag information from the identification tag, write identification tag information to the identification tag, or a combination thereof, to associate the identification tag with the user account such that the barcode and the identification tag are associated with the same user account. The stick-on ticket control system is configured to authenticate access to an amusement park based at least in part on the barcode information or the identification information read by the stick-on ticket reader.

No. of Pages : 25 No. of Claims : 20

(12) PATENT APPLICATION PUBLICATION

(21) Application No.202017051785 A

(19) INDIA

(22) Date of filing of Application :27/11/2020

(43) Publication Date : 19/02/2021

(54) Title of the invention : THREAD WINDING MACHINE

(51) International classification	:B65H0071000000, B65H0054710000, B65H0054700000, F16M0011160000, A61B0006040000	(71) Name of Applicant : 1)MURATA MACHINERY, LTD. Address of Applicant :3, Minami Ochiai-cho, Kisshoin, Minami-ku, Kyoto-shi, Kyoto 6018326 Japan
(31) Priority Document No	:2018-128245	(72) Name of Inventor :
(32) Priority Date	:05/07/2018	1)SHIMIZU Ryo
(33) Name of priority country	:Japan	
(86) International Application No	:PCT/JP2019/018617	
Filing Date	:09/05/2019	
(87) International Publication No	:WO 2020/008725	
(61) Patent of Addition to Application Number	:NA	
Filing Date	:NA	
(62) Divisional to Application Number	:NA	
Filing Date	:NA	

(57) Abstract :

A winding unit 3 comprises a thread supplying device 12, a winding device 14, a wax applying device 30, a thread splicing device 26, and a second capture guiding device 34. The wax applying device 30 has: a supporting unit 42 that supports a wax body W; a holding unit 44 that is provided so as to be able to move between a first position P1 at which to allow the wax body W to be held on the supporting unit 42 and a second position P2, away from the supporting unit 42, at which to allow the wax body W to be put on and removed from the supporting unit 42; and a restricting unit 46 that holds the holding unit 44 in the second position P2. The holding unit 44 is positioned on the trajectory on which the second capture guiding device 34 moves when at the second position P2, and by coming into contact with the second capture guiding device 34 and thus being released from being held by the restricting unit 46, moves to the first position P1.

No. of Pages : 23 No. of Claims : 6

(12) PATENT APPLICATION PUBLICATION

(21) Application No.202017051809 A

(19) INDIA

(22) Date of filing of Application :27/11/2020

(43) Publication Date : 19/02/2021

(54) Title of the invention : FERMENTATIVE PRODUCTION OF SIALYLATED SACCHARIDES

(51) International classification	:C12N0009100000, C12P0019280000, A23L0033000000, C12P0019260000, A61K0031700000	(71) Name of Applicant : 1)JENNEWEIN BIOTECHNOLOGIE GMBH Address of Applicant :Maarweg 32 53619 Rheinbreitbach Germany
(31) Priority Document No	:18174643.9	(72) Name of Inventor :
(32) Priority Date	:28/05/2018	1)JENNEWEIN, Stefan
(33) Name of priority country	:EPO	2)WARTENBERG, Dirk
(86) International Application No	:PCT/EP2019/063669	
Filing Date	:27/05/2019	
(87) International Publication No	:WO 2019/228993	
(61) Patent of Addition to Application Number	:NA	
Filing Date	:NA	
(62) Divisional to Application Number	:NA	
Filing Date	:NA	

(57) Abstract :

Disclosed are methods for the fermentative production of a sialylated saccharide and genetically engineered microbial cells for use in said method, wherein the genetically engineered microbial cells comprise (i) a sialic acid biosynthesis pathway comprising a glucosamine-6-phosphate N-acetyltransferase, (ii) a cytidine 5'-monophospho- (CMP)-N- acetylneuraminic acid synthetase; and (iii) a sialyltransferase, for producing sialylated saccharides, as well as the use of said sialylated oligosaccharides for providing nutritional compositions.

No. of Pages : 53 No. of Claims : 13

(12) PATENT APPLICATION PUBLICATION

(21) Application No.202017051825 A

(19) INDIA

(22) Date of filing of Application :27/11/2020

(43) Publication Date : 19/02/2021

(54) Title of the invention : ERBB RECEPTOR INHIBITORS

(51) International classification	:C07D0405120000, C07D0407140000, C07K0016320000, A61P0035000000, C07D0413140000	(71) Name of Applicant : 1)DIZAL (JIANGSU) PHARMACEUTICAL CO., LTD. Address of Applicant :No. 199 Liangjing Road, Zhangjiang Hi-Tech Park Shanghai 201203 China
(31) Priority Document No	:PCT/CN2018/085998	(72) Name of Inventor :
(32) Priority Date	:08/05/2018	1)LI, Zhengtao
(33) Name of priority country	:China	2)ZHONG, Wei
(86) International Application No	:PCT/CN2019/085949	3)WANG, Jiabing
Filing Date	:08/05/2019	4)ZENG, Qingbei
(87) International Publication No	:WO 2019/214634	5)TSUI, Honchung
(61) Patent of Addition to Application Number	:NA	6)YANG, Zhenfan
Filing Date	:NA	7)ZHANG, Xiaolin
(62) Divisional to Application Number	:NA	
Filing Date	:NA	

(57) Abstract :

Disclosed are compounds inhibiting ErbBs (e. g. HER2), pharmaceutically acceptable salts, hydrates, solvates or stereoisomers thereof and pharmaceutical compositions comprising the compounds. The compound and the pharmaceutical composition can effectively treat diseases associated ErbBs (especially HER2), including cancer.

No. of Pages : 105 No. of Claims : 22

(12) PATENT APPLICATION PUBLICATION

(21) Application No.202017051826 A

(19) INDIA

(22) Date of filing of Application :27/11/2020

(43) Publication Date : 19/02/2021

(54) Title of the invention : ADAPTER BOARD WITH PRY POINTS

(51) International classification	:E02F0003815000, E02F0009280000, E21C0035180000, F16B0001000000, A61B0017170000	(71) Name of Applicant : 1)CATERPILLAR INC. Address of Applicant :100 NE Adams Street Peoria, IL 61629-9510 U.S.A.
(31) Priority Document No	:15/989508	(72) Name of Inventor :
(32) Priority Date	:25/05/2018	1)PARZYNSKI, David, B., Jr.
(33) Name of priority country	:U.S.A.	2)CONGDON, Thomas, M.
(86) International Application No	:PCT/US2019/033306	
Filing Date	:21/05/2019	
(87) International Publication No	:WO 2019/226646	
(61) Patent of Addition to Application Number	:NA	
Filing Date	:NA	
(62) Divisional to Application Number	:NA	
Filing Date	:NA	

(57) Abstract :

An adapter board (12000) for use with a blade assembly (13000) includes a lower tool bit attachment portion (12002), terminating in a lower adapter board free end (12004), the lower adapter board free end (12004) defining a bottom surface (12006) defining at least one shank receiving bore (12008) and at least one pry slot (12010). The at least one pry slot (12010) is disposed adjacent the at least one shank receiving bore (12008).

No. of Pages : 47 No. of Claims : 9

(12) PATENT APPLICATION PUBLICATION

(21) Application No.202017051835 A

(19) INDIA

(22) Date of filing of Application :27/11/2020

(43) Publication Date : 19/02/2021

(54) Title of the invention : PERIPHERAL DEVICE IDENTIFICATION SYSTEM AND METHOD

(51) International classification	:G06F0001160000, G09B0017000000, G06F0016955000, G06F0021360000, H04R0005040000	(71) Name of Applicant : 1)SQUARE PANDA INC. Address of Applicant :935 Benecia Ave Sunnyvale, California 94085 U.S.A.
(31) Priority Document No	:62/668787	(72) Name of Inventor :
(32) Priority Date	:08/05/2018	1)BUTLER, Andrew
(33) Name of priority country	:U.S.A.	
(86) International Application No	:PCT/US2019/031263	
Filing Date	:08/05/2019	
(87) International Publication No	:WO 2019/217518	
(61) Patent of Addition to Application Number	:NA	
Filing Date	:NA	
(62) Divisional to Application Number	:NA	
Filing Date	:NA	

(57) Abstract :

A system and method for dynamically identifying an accessory or other peripheral device to be wirelessly paired with a tablet computer or other primary device, wherein the accessory comprises a display screen that displays a quick response (QR) code when the accessory is not paired, and after the QR code is scanned by the tablet computer, which is then wirelessly paired with the accessory, the QR code is replaced on the display screen with an image associated with the user, such as a picture of the user, the users name, or other means of associating the accessory with the user.

No. of Pages : 25 No. of Claims : 20

(12) PATENT APPLICATION PUBLICATION

(21) Application No.202017051841 A

(19) INDIA

(22) Date of filing of Application :27/11/2020

(43) Publication Date : 19/02/2021

(54) Title of the invention : BIOMECHANICAL WAVE SMART INTERACTIVE INTERVENTION AND DATA MANAGEMENT SERVICE SYSTEM

(51) International classification :A61H0023000000,
A61H0023020000,
G16H0020300000,
G16H0080000000,
A61B0005000000

(31) Priority Document No :201810405066.7

(32) Priority Date :28/04/2018

(33) Name of priority country :China

(86) International Application No :PCT/CN2019/075571
Filing Date :20/02/2019

(87) International Publication No :WO 2019/205785

(61) Patent of Addition to Application Number :NA
Filing Date :NA

(62) Divisional to Application Number :NA
Filing Date :NA

(71)Name of Applicant :

1)QIAO, Zhihui

Address of Applicant :Zhihui Qiao Room 503, 5th Floor,
Building 2, No.88 Keyuan South Road, High-Tech Zone,
Chengdu Chengdu, Sichuan 610000 China

(72)Name of Inventor :

1)QIAO, Zhihui

(57) Abstract :

A biomechanical wave smart interactive intervention and data management service system, comprising a client, used for entering user data; a remote conditioning service platform, used for receiving the user data and generating and adjusting a chronic disease intervention solution on the basis of the user data, the chronic disease comprising chronic disease intervention biomechanical wave frequency data; a smart controller, used for receiving the chronic disease intervention biomechanical wave frequency data and outputting a vibrator control signal of a corresponding frequency; and a wearable device, used for driving a bone conduction vibrator to complete a biomechanical wave vibration of the corresponding frequency. The system generates a personalized chronic disease intervention solution for energy management on the basis of the user data, drives the vibrator to complete a vibration of the corresponding frequency, and activates a tissue self-regeneration function of the cells.

No. of Pages : 25 No. of Claims : 10

(12) PATENT APPLICATION PUBLICATION

(21) Application No.202017051842 A

(19) INDIA

(22) Date of filing of Application :27/11/2020

(43) Publication Date : 19/02/2021

(54) Title of the invention : SYSTEM AND METHOD OF DETERMINING PAGING OCCASIONS FOR TRANSMITTING AND RECEIVING PAGING

(51) International classification :H04W0068020000,
H04W0076270000,
H04W0072040000,
H04W0072120000,
H04W00680000000

(31) Priority Document No :62/680765
(32) Priority Date :05/06/2018
(33) Name of priority country :U.S.A.
(86) International Application No :PCT/KR2019/006712
Filing Date :04/06/2019
(87) International Publication No :WO 2019/235808
(61) Patent of Addition to Application Number :NA
Filing Date :NA
(62) Divisional to Application Number :NA
Filing Date :NA

(71)Name of Applicant :
1)SAMSUNG ELECTRONICS CO., LTD.
Address of Applicant :129, Samsung-ro, Yeongtong-gu
Suwon-si, Gyeonggi-do 16677 Republic of Korea
(72)Name of Inventor :
1)AGIWAL, Anil

(57) Abstract :

A communication method and system for converging a 5th-generation (5G) communication system for supporting higher data rates beyond a 4th-generation (4G) system with a technology for Internet of things (IoT) are provided. The disclosure may be applied to intelligent services based on the 5G communication technology and the IoT-related technology, such as smart home, smart building, smart city, smart car, connected car, health care, digital education, smart retail, security and safety services. The disclosure provides a method and an apparatus for determining paging occasions (PO).

No. of Pages : 76 No. of Claims : 15

(12) PATENT APPLICATION PUBLICATION

(21) Application No.202017051843 A

(19) INDIA

(22) Date of filing of Application :27/11/2020

(43) Publication Date : 19/02/2021

(54) Title of the invention : ELECTRONIC DEVICE FOR CHARGING BATTERY OF EXTERNAL ELECTRONIC DEVICE AND METHOD THEREOF

(51) International classification :H02J0007000000,
G06F0003038000,
G06F0003035400,
G06F0003048800,
H02J0007020000

(31) Priority Document No :10-2018-0079349

(32) Priority Date :09/07/2018

(33) Name of priority country :Republic of Korea

(86) International Application No :PCT/KR2019/006814
Filing Date :05/06/2019

(87) International Publication No :WO 2020/013450

(61) Patent of Addition to Application Number :NA
Filing Date :NA

(62) Divisional to Application Number :NA
Filing Date :NA

(71)Name of Applicant :

1)SAMSUNG ELECTRONICS CO., LTD.

Address of Applicant :129, Samsung-ro, Yeongtong-gu
Suwon-si Gyeonggi-do 16677 Republic of Korea

(72)Name of Inventor :

1)KIM, Yongwoon

2)AN, Jinwan

(57) Abstract :

An electronic device include a housing, a touchscreen display viewable through a portion of the housing, a wireless communication circuitry disposed inside the housing, a processor disposed inside the housing and operatively connected to the touchscreen display and the wireless communication circuitry, and a memory operatively connected to the processor. The memory stores instructions that, when executed, cause the processor to receive a first signal indicating a charging state of a battery from an external electronic device including the battery through the wireless communication circuitry, and to provide a user interface corresponding to charging of the battery, based at least partially on the first signal.

No. of Pages : 32 No. of Claims : 15

(12) PATENT APPLICATION PUBLICATION

(21) Application No.202017051844 A

(19) INDIA

(22) Date of filing of Application :27/11/2020

(43) Publication Date : 19/02/2021

(54) Title of the invention : EMULSIFIABLE PESTICIDE COMPOSITION

(51) International classification	:A01N0043600000, A01N0043653000, A01N0043580000, A01N0025040000, A01N0043800000	(71) Name of Applicant : 1)NISSAN CHEMICAL CORPORATION Address of Applicant :5-1, Nihonbashi 2-chome, Chuo-ku, Tokyo 1036119 Japan
(31) Priority Document No	:2018-101536	(72) Name of Inventor :
(32) Priority Date	:28/05/2018	1)HORI Masahito
(33) Name of priority country	:Japan	2)KAMATANI Hirokazu
(86) International Application No	:PCT/JP2019/020805	3)TAKAHASHI Hiroaki
Filing Date	:27/05/2019	
(87) International Publication No	:WO 2019/230621	
(61) Patent of Addition to Application Number	:NA	
Filing Date	:NA	
(62) Divisional to Application Number	:NA	
Filing Date	:NA	

(57) Abstract :

Provided is an emulsifiable pesticide composition that, when diluted with water, has significantly improved emulsification stability. This emulsifiable pesticide composition contains: (a) at least one active pesticide substance selected from fluxametamide, pyridaben, amisulbrom, and quizalofop-P-ethyl; (b) (b-1) a polar solvent containing 3-methoxy-N,N-dimethylpropaneamide and (b-2) a mixed solvent containing a nonpolar solvent; and (c) a surfactant.

No. of Pages : 31 No. of Claims : 6

(12) PATENT APPLICATION PUBLICATION

(21) Application No.202017051848 A

(19) INDIA

(22) Date of filing of Application :27/11/2020

(43) Publication Date : 19/02/2021

(54) Title of the invention : BENZENESULFONAMIDE COMPOUNDS AND THEIR USE AS THERAPEUTIC AGENTS

(51) International classification	:A61P0025080000, C07D0277520000, C07D0261160000, C07D0213760000, C07D0239690000	(71) Name of Applicant : 1)XENON PHARMACEUTICALS INC. Address of Applicant :200 - 3650 Gilmore Way Burnaby, British Columbia V5G 4W8 Canada
(31) Priority Document No	:62/684436	(72) Name of Inventor :
(32) Priority Date	:13/06/2018	1)FOCKEN, Thilo
(33) Name of priority country	:U.S.A.	2)BURFORD, Kristen Nicole
(86) International Application No	:PCT/US2019/037011	3)LOFSTRAND, Verner Alexander
Filing Date	:13/06/2019	4)WILSON, Michael Scott
(87) International Publication No	:WO 2019/241533	5)ZENOVA, Alla Yurevna
(61) Patent of Addition to Application Number	:NA	
Filing Date	:NA	
(62) Divisional to Application Number	:NA	
Filing Date	:NA	

(57) Abstract :

This invention is directed to benzenesulfonamide compounds, as stereoisomers, enantiomers, tautomers thereof or mixtures thereof; or pharmaceutically acceptable salts, solvates or prodrugs thereof, for the treatment of diseases or conditions associated with voltage-gated sodium channels (Na v 1.6), such as epilepsy and/or epileptic seizure disorders.

No. of Pages : 115 No. of Claims : 23

(12) PATENT APPLICATION PUBLICATION

(21) Application No.202017051866 A

(19) INDIA

(22) Date of filing of Application :28/11/2020

(43) Publication Date : 19/02/2021

(54) Title of the invention : TRIAZOLOPYRIMIDINE COMPOUNDS AND THEIR USE IN TREATING CANCER

(51) International classification :C07D0471040000,
C07D0417040000,
C07D0487040000,
A61P0035000000,
A61K0031538000

(31) Priority Document No :62/670075
(32) Priority Date :11/05/2018
(33) Name of priority country :U.S.A.
(86) International Application No :PCT/EP2019/062020
Filing Date :10/05/2019
(87) International Publication No :WO 2019/215316
(61) Patent of Addition to Application Number :NA
Filing Date :NA
(62) Divisional to Application Number :NA
Filing Date :NA

(71)Name of Applicant :
1)DIZAL (JIANGSU) PHARMACEUTICAL CO., LTD.
Address of Applicant :Huirong Business E Building, East
Jinghui Road Wuxi City, Jiangsu Province China

(72)Name of Inventor :
1)GOLDBERG, Frederick, Woolf
2)TING, Atilla, Kuan, Tsuei
3)LAMONT, Gillian, Mcgregor
4)BUTTAR, David
5)KETTLE, Jason, Grant

(57) Abstract :

The invention concerns compounds of Formula (I): or pharmaceutically acceptable salts thereof, wherein R1, R2, X, Ring A, Ring B and Ring C have any of the meanings hereinbefore defined in the description; process for their preparation; pharmaceutical compositions containing them and their use in treating MCT4 mediated diseases.

No. of Pages : 128 No. of Claims : 18

(12) PATENT APPLICATION PUBLICATION

(21) Application No.202017051876 A

(19) INDIA

(22) Date of filing of Application :28/11/2020

(43) Publication Date : 19/02/2021

(54) Title of the invention : VIRUS-LIKE PARTICLE CONJUGATES

(51) International classification	:A61K0039000000, C12N0007000000, C07K0014005000, A61K0039120000, C07K0014025000	(71) Name of Applicant : 1)INVENTPRISE, LLC Address of Applicant :18133 NE 68th Street d150 Redmond, Washington 98052 U.S.A.
(31) Priority Document No	:62/683543	(72) Name of Inventor :
(32) Priority Date	:11/06/2018	1)KAPRE, Subhash V.
(33) Name of priority country	:U.S.A.	2)DATTA, Anup K.
(86) International Application No	:PCT/US2019/036243	
Filing Date	:10/06/2019	
(87) International Publication No	:WO 2019/241095	
(61) Patent of Addition to Application Number	:NA	
Filing Date	:NA	
(62) Divisional to Application Number	:NA	
Filing Date	:NA	

(57) Abstract :

This invention is directed to immunogenic composition, conjugates, virus-like particles (VLP) compositions, vaccines and methods directed to the treatment and/or prevent of infection by Human Papillomavirus.

No. of Pages : 11 No. of Claims : 20

(12) PATENT APPLICATION PUBLICATION

(21) Application No.202017051887 A

(19) INDIA

(22) Date of filing of Application :28/11/2020

(43) Publication Date : 19/02/2021

(54) Title of the invention : SUSPENSION TRAVEL CONTROL SYSTEM

(51) International classification	:B60G0009000000, B60G0011460000, B60G0007040000, B62K0025040000, B60G0009020000	(71) Name of Applicant : 1)HENDRICKSON USA, L.L.C. Address of Applicant :500 Park Boulevard Itasca, IL 60143 U.S.A.
(31) Priority Document No	:15/972006	(72) Name of Inventor :
(32) Priority Date	:04/05/2018	1)DUDDING, Ashely, Thomas
(33) Name of priority country	:U.S.A.	2)LOVETT, Jerry, Michael
(86) International Application No	:PCT/US2019/030947	3)AUMANN, Richard, John
Filing Date	:06/05/2019	4)PYLE, Foster, Kolbe
(87) International Publication No	:WO 2019/213665	5)DICIANNI, Matthew Edward Michael
(61) Patent of Addition to Application Number	:NA	
Filing Date	:NA	
(62) Divisional to Application Number	:NA	
Filing Date	:NA	

(57) Abstract :

A suspension travel control system (1046) for a vehicle suspension is disclosed. The suspension travel control system includes a stop post (834) secured to the vehicle frame and a suspension travel control formation that includes a base (1042) and a body (1048). The stop post (834) is positioned in a space defined by the body (1048). The suspension travel control formation may be secured to the axle, the main support member or incorporated into the axle coupling assembly to provide a rebound and jounce stop as well as longitudinal redundancy in the event of the failure or loss of a longitudinal linkage.

No. of Pages : 61 No. of Claims : 60

(12) PATENT APPLICATION PUBLICATION

(21) Application No.202017051941 A

(19) INDIA

(22) Date of filing of Application :28/11/2020

(43) Publication Date : 19/02/2021

(54) Title of the invention : NOVEL COMPOUNDS

(51) International classification :A61K0038000000,
C07D0401140000,
C07D0401120000,
C07D0231180000,
A61P0009000000

(31) Priority Document No :1807362.7

(32) Priority Date :04/05/2018

(33) Name of priority country :U.K.

(86) International Application No :PCT/EP2019/061439
Filing Date :03/05/2019

(87) International Publication No :WO 2019/211463

(61) Patent of Addition to Application Number :NA
Filing Date :NA

(62) Divisional to Application Number :NA
Filing Date :NA

(71)**Name of Applicant :**
1)INFLAZOME LIMITED
Address of Applicant :88 Harcourt Street Dublin 2 Ireland

(72)**Name of Inventor :**
1)MILLER, David
2)MACLEOD, Angus
3)THOM, Stephen
4)MCPHERSON, Christopher G.
5)ALANINE, Thomas
6)CARRILLO ARREGUI, Jokin
7)CIANA, Claire-Lise
8)SHANNON, Jonathan
9)VAN WILTENBURG, Jimmy
10)DEN HARTOG, Jacobus Antonius Joseph

(57) Abstract :

The present invention relates to substituted 5-membered nitrogen containing heteroaryl compounds, such as sulfonyl triazoles, where the heteroaryl ring is further substituted, optionally via a linking group such as -NH-, with a cyclic group which in turn is substituted at the a-position. The present invention further relates to associated salts, solvates, prodrugs and pharmaceutical compositions, and to the use of such compounds in the treatment and prevention of medical disorders and diseases, most especially by NLRP3 inhibition.

No. of Pages : 555 No. of Claims : 34

(54) Title of the invention : FLUID COUPLING

(51) International classification :F16L0037373000,
F16L0037252000,
F16L0055100000,
B60K0006387000,
F16D0003840000

(31) Priority Document No :NA
(32) Priority Date :NA
(33) Name of priority country :NA
(86) International Application No :PCT/EP2018/064921
Filing Date :06/06/2018
(87) International Publication No :WO 2019/233578
(61) Patent of Addition to Application Number :NA
Filing Date :NA
(62) Divisional to Application Number :NA
Filing Date :NA

(71)Name of Applicant :

1)ST,,UBLI HAMBURG GMBHAddress of Applicant :An'n Slagboom 20 22848 Norderstedt
Germany

(72)Name of Inventor :

1)HAMKENS, Hauke Peter**2)SYLLA, Jan-Oliver****3)SCHWARZ, Eugen**

(57) Abstract :

The invention relates to a fluid coupling (1) comprising two coupling halves (2.1/2.2), formed correspondingly similarly to each other, each of which has a rotation body (7.1/7.2) of a rotation valve (6.1/6.2). A drive device (10.1/10.2) for closing and opening the rotation valve (6.1/6.2) is associated with each rotation body (7.1/7.2). Each coupling half (2.1/2.2) has a coupling means (11.1/11.2) for connecting and decoupling the coupling halves (2.1/2.2) by the relative rotational movement thereof about the coupling axis (4). According to the invention, securing means (12.1/12.2) secure the coupling connection when at least one rotation valve (6.1/6.2) is open and close the two rotation valves (6.1/6.2) in order to separate and to correspondingly connect the coupling halves. The drive device (10.1/10.2) arranged on the one coupling half (2.1/2.2) has a drive shaft (16.1/16.2) which is associated with a valve shaft (17.2/17.1) of the rotation body (7.2/7.1) of the other coupling half. In each case a locking connection (13.2/123.1) is provided, which, when the coupling halves (2.1/2.2) are connected to each other, connects the respective drive shaft (16.1/16.2) on the one coupling half to the respective valve shaft on the other coupling half (2.2/2.1) in a rotationally fixed and detachable manner such that the rotational position of the associated rotation body (7.2/7.1) is controllable thereby and the relative rotational movement of the coupling halves (2.1/2.2) about the coupling axis (4) is locked but the relative rotational movement when the rotational valves (6.1/6.2) are closed is permitted.

No. of Pages : 19 No. of Claims : 29

(12) PATENT APPLICATION PUBLICATION

(21) Application No.202017051943 A

(19) INDIA

(22) Date of filing of Application :28/11/2020

(43) Publication Date : 19/02/2021

(54) Title of the invention : POLYMERIZATION PROCESS FOR THE SYNTHESIS OF VINYL AROMATIC POLYMERS WITH A CONTROLLED STRUCTURE

(51) International classification :C08F0004500000,
C08F0279040000,
C08F0120440000,
C08G0065440000,
C08F0293000000

(31) Priority Document No :102018000005186

(32) Priority Date :09/05/2018

(33) Name of priority country :Italy

(86) International Application No :PCT/IB2019/053763
Filing Date :08/05/2019

(87) International Publication No :WO 2019/215626

(61) Patent of Addition to Application Number :NA
Filing Date :NA

(62) Divisional to Application Number :NA
Filing Date :NA

(71)Name of Applicant :

1)VERSALIS S.P.A.

Address of Applicant :Piazza Boldrini, 1 20097 San Donato Milanese (MI) Italy

(72)Name of Inventor :

1)GHELFI, Franco

2)FERRANDO, Angelo

3)LONGO, Aldo

4)BUFFAGNI, Mirko

(57) Abstract :

The present invention relates to a polymerization process for the synthesis of vinyl aromatic polymers, in which the sequence of monomers in the chain and the linear, branched soluble, or crosslinked insoluble structure, with reactive or different polarity functions, are controlled. Said process comprises the step of polymerizing vinyl aromatic monomers by means of an Atom Transfer Radical Polymerization (ATRP) reaction with an Activator ReGenerated by Electron Transfer (ARGET), the reaction being carried out at a temperature comprised between 25°C and 110°C in an inert gas atmosphere in the presence of a complex catalyst containing a cupric halide and a multidentate amine ligand, feeding to the reaction an organic initiator having two geminal halogens, an alkali metal (bi)carbonate, a solvent pair of an aliphatic alcohol and an acetic ester of the same aliphatic alcohol and possibly ascorbic acid, provided that no initiator is used with three or more active halogens, or polyvinyl monomers or inimers.

No. of Pages : 36 No. of Claims : 22

(12) PATENT APPLICATION PUBLICATION

(21) Application No.202017051944 A

(19) INDIA

(22) Date of filing of Application :28/11/2020

(43) Publication Date : 19/02/2021

(54) Title of the invention : METHOD AND DEVICE FOR ENCODING/DECODING RESIDUAL BLOCK ON BASIS OF QUANTIZATION PARAMETER

(51) International classification	:H04N0019124000, H04N0019176000, H04N0019440000, H04N0019700000, H04N0019610000	(71) Name of Applicant : 1)KWANGWOON UNIVERSITY INDUSTRY- ACADEMIC COLLABORATION FOUNDATION Address of Applicant :20, Gwangun-ro Nowon-Gu Seoul 01897 Republic of Korea
(31) Priority Document No	:10-2018-0066705	(72) Name of Inventor :
(32) Priority Date	:11/06/2018	1)SIM, Dong Gyu
(33) Name of priority country	:Republic of Korea	2)PARK, Sea Nae
(86) International Application No	:PCT/KR2019/006961	
Filing Date	:10/06/2019	
(87) International Publication No	:WO 2019/240449	
(61) Patent of Addition to Application Number	:NA	
Filing Date	:NA	
(62) Divisional to Application Number	:NA	
Filing Date	:NA	

(57) Abstract :

An encoding/decoding device according to the present invention derives a residual coefficient of a residual block from a bitstream, calculates a quantization parameter for the residual block, performs inverse quantization on the residual coefficient by using the quantization parameter, and performs inverse conversion on the inversely quantized residual coefficient, thereby enabling restoration of a residual sample of the residual block.

No. of Pages : 34 No. of Claims : 12

(12) PATENT APPLICATION PUBLICATION

(21) Application No.202017051945 A

(19) INDIA

(22) Date of filing of Application :28/11/2020

(43) Publication Date : 19/02/2021

(54) Title of the invention : METHOD FOR CONTROLLING HARMFUL INSECTS

(51) International classification	:A01N0059160000, C09D0201000000, A61Q0017000000, A01M0001220000, A01N0059060000	(71) Name of Applicant : 1)DR.C MEDICAL MEDICINE CO., LTD. Address of Applicant :Shinjuku i-Land Tower 2F, 6-5-1 Nishi-Shinjuku, Shinjuku-ku, Tokyo 1631302 Japan
(31) Priority Document No	:2018-100516	(72) Name of Inventor :
(32) Priority Date	:25/05/2018	1)OKAZAKI Narumi
(33) Name of priority country	:Japan	
(86) International Application No	:PCT/JP2019/000510	
Filing Date	:10/01/2019	
(87) International Publication No	:WO 2019/225051	
(61) Patent of Addition to Application Number	:NA	
Filing Date	:NA	
(62) Divisional to Application Number	:NA	
Filing Date	:NA	

(57) Abstract :

[Problem] To provide a method for controlling harmful insects, which has little effect on the environment and is easy to use.

[Solution] As a result of in-depth studies, the present inventors discovered that it is possible to kill insects effectively and control harmful insects by bringing composite particles comprising titanium oxide particles, metal particles and calcium phosphate particles into contact with harmful insects or eggs of harmful insects or placing the composite particles in the vicinity of the harmful insects or the eggs.

No. of Pages : 51 No. of Claims : 7

(54) Title of the invention : THREADED JOINT FOR STEEL PIPES

(51) International classification	:F16L0015000000, E21B0017042000, F16L0015040000, F16L0015060000, F16H0025240000	(71) Name of Applicant : 1)NIPPON STEEL CORPORATION Address of Applicant :6-1, Marunouchi 2-chome, Chiyoda-ku, Tokyo 1008071 Japan 2)VALLOUREC OIL AND GAS FRANCE
(31) Priority Document No	:2018-154574	(72) Name of Inventor :
(32) Priority Date	:21/08/2018	1)SUGINO Masaaki
(33) Name of priority country	:Japan	
(86) International Application No	:PCT/JP2019/026013	
Filing Date	:01/07/2019	
(87) International Publication No	:WO 2020/039750	
(61) Patent of Addition to Application Number	:NA	
Filing Date	:NA	
(62) Divisional to Application Number	:NA	
Filing Date	:NA	

(57) Abstract :

The threaded joint for steel pipes disclosed herein comprises: a pin (10) including a tapered male thread part (11) and a shoulder part; and a box including a tapered female thread part and a shoulder part. In a state in which the shoulder parts contact each other and fastening is complete, the thread bottom face (13) of the male thread part (11) interferes with and contacts the thread top face of the female thread part, and a gap is formed between the thread top face (12) of the male thread part (11) and the thread bottom face of the female thread part. In a longitudinal cross-section including the pipe axis (CL) of the threaded joint, the thread top surface (12) of the male thread part (11) comprises a convex curve tangential to both a first edge part (12a) of an arc connecting the thread top face (12) and a load flank face (15) and a second edge part (12b) connecting the thread top face (12) and an insertion flank face (14). A solid lubrication film (30) is provided on the surface of the male thread part (11).

No. of Pages : 24 No. of Claims : 5

(12) PATENT APPLICATION PUBLICATION

(21) Application No.202017052045 A

(19) INDIA

(22) Date of filing of Application :30/11/2020

(43) Publication Date : 19/02/2021

(54) Title of the invention : TIRE VULCANIZING MACHINE AND TIRE VULCANIZING METHOD

(51) International classification	:B29D0030060000, B29C0035020000, B29C0033020000, B29C0033300000, B29L0030000000	(71) Name of Applicant : 1)ROCKY-ICHIMARU CO., LTD. Address of Applicant :601, Oaza Tsunemochi, Chikugo-shi, Fukuoka 8330016 Japan
(31) Priority Document No	:NA	(72) Name of Inventor :
(32) Priority Date	:NA	1)ICHIMARU Hironobu
(33) Name of priority country	:NA	
(86) International Application No	:PCT/JP2018/018934	
Filing Date	:16/05/2018	
(87) International Publication No	:WO 2019/220571	
(61) Patent of Addition to Application Number	:NA	
Filing Date	:NA	
(62) Divisional to Application Number	:NA	
Filing Date	:NA	

(57) Abstract :

The tire vulcanizing machine A according to one embodiment of the present invention is provided with: two guide rods 1; a mold 2 comprising an upper mold 2a and a lower mold 2b; a bolster 5; a base 10; and a mold lifting/lowering device 8. This tire vulcanizing machine A is further equipped with: two clamp rods 14; and a guide bush 15 provided to the bolster 5.

No. of Pages : 28 No. of Claims : 5

(12) PATENT APPLICATION PUBLICATION

(21) Application No.202017052046 A

(19) INDIA

(22) Date of filing of Application :30/11/2020

(43) Publication Date : 19/02/2021

(54) Title of the invention : METHOD AND PLANT FOR LOCATING POINTS ON A COMPLEX SURFACE IN THE SPACE

(51) International classification :G01N0021880000,
G01N0021950000,
G06T0005200000,
G06T0007000000,
B61L0015000000

(31) Priority Document No :102018000006253

(32) Priority Date :12/06/2018

(33) Name of priority country :Italy

(86) International Application No :PCT/IB2019/054849
Filing Date :11/06/2019

(87) International Publication No :WO 2019/239307

(61) Patent of Addition to Application Number :NA
Filing Date :NA

(62) Divisional to Application Number :NA
Filing Date :NA

(71)Name of Applicant :

1)GEICO SPA

Address of Applicant :Via Pelizza da Volpedo, 109/111 I-20092 Cinisello Balsamo (MI) Italy

(72)Name of Inventor :

1)COLOMBAROLI, Paolo

2)RASPONE, Daniel

3)DE NISCO, Bruno

4)DI GIROLAMO, Alessandro

(57) Abstract :

A plant (10) for localizing points (for example defects) on a complex spatial surface comprises a defect detection station (12), a localization station (21) (which may coincide with the inspection station) and, where applicable, a repair station (22). In the detection station (12) there is an image acquisition assembly (25) which is moved by a positioner (15) along a predetermined path on the complex surface so as to acquire at instants I^n , defined by means of a suitable algorithm, two-dimensional images of the complex surface along the path. At the instants I^n the spatial coordinates of a predefined point of the image acquisition assembly (25) are also associated with the two-dimensional image. Defects are searched in the plurality images acquired and their coordinates (X, Y) in the two-dimensional image are transformed into the spatial coordinates (x,y,z) on the complex surface (called here defect localization process").

No. of Pages : 33 No. of Claims : 10

(12) PATENT APPLICATION PUBLICATION

(21) Application No.202017052047 A

(19) INDIA

(22) Date of filing of Application :30/11/2020

(43) Publication Date : 19/02/2021

(54) Title of the invention : METHOD AND APPARATUS FOR POSE PROCESSING

(51) International classification	:G06T0007730000, G06K0009000000, G06T0019000000, H04N0005232000, G06K0009460000	(71) Name of Applicant : 1)SAMSUNG ELECTRONICS CO., LTD. Address of Applicant :129, Samsung-ro, Yeongtong-Gu, Suwon-Si, Gyeonggi-do 16677 Republic of Korea
(31) Priority Document No	:201810450419.5	(72) Name of Inventor :
(32) Priority Date	:11/05/2018	1)ZHU, Xiangyu
(33) Name of priority country	:China	2)ZHANG, Weihua
(86) International Application No	:PCT/KR2019/005234	3)LUO, Zhenbo
Filing Date	:30/04/2019	4)JIANG, Yingying
(87) International Publication No	:WO 2019/216593	
(61) Patent of Addition to Application Number	:NA	
Filing Date	:NA	
(62) Divisional to Application Number	:NA	
Filing Date	:NA	

(57) Abstract :

Provided is a method for pose estimation in a device, the method comprising capturing an image; estimating poses of an object included in the captured image; obtaining skeleton information of the object based on the estimating of the poses of the object; and processing the skeleton information of the object for at least one of detecting blocking of the object, detecting the poses of the object and adjusting content based on detected virtual object distinct from human body poses.

No. of Pages : 46 No. of Claims : 15

(12) PATENT APPLICATION PUBLICATION

(21) Application No.202017052054 A

(19) INDIA

(22) Date of filing of Application :30/11/2020

(43) Publication Date : 19/02/2021

(54) Title of the invention : SOURCE-SIDE TONE MAPPING BASED ON NATIVE COLOR GAMUT AND BRIGHTNESS OF DISPLAY

(51) International classification :G09G0003340000,
G09G0005100000,
G09G0005000000,
G09G0003200000,
G06F0003140000

(31) Priority Document No :15/993393

(32) Priority Date :30/05/2018

(33) Name of priority country :U.S.A.

(86) International Application No :PCT/IB2019/052613
Filing Date :29/03/2019

(87) International Publication No :WO 2019/229548

(61) Patent of Addition to Application Number :NA
Filing Date :NA

(62) Divisional to Application Number :NA
Filing Date :NA

(71)Name of Applicant :

1)ATI TECHNOLOGIES ULC

Address of Applicant :One Commerce Valley Drive East
Markham, Ontario L3T 7X6 Canada

(72)Name of Inventor :

1)KOO, Anthony WL

2)HUSSAIN, Syed Athar

(57) Abstract :

A display system (200) includes a rendering device (202) configured to couple to a display monitor (204). The rendering device includes a graphics processing unit (GPU) (208) configured to render display images for a video stream to be displayed at the display monitor. The rendering device further includes a central processing unit (CPU) (210) configured to obtain display parameters (111, 316) for the display monitor, the display parameters including data identifying a native color gamut, a native luminance range of the display monitor, and one or more backlighting characteristics of the display monitor, and to configure the GPU to render a display image of the video stream that is tone mapped to the native color gamut and the native luminance range and based on the one or more backlighting characteristics. The display monitor is configured to provide the display image for display without tone re-mapping the display image.

No. of Pages : 27 No. of Claims : 20

(12) PATENT APPLICATION PUBLICATION

(21) Application No.202017052061 A

(19) INDIA

(22) Date of filing of Application :30/11/2020

(43) Publication Date : 19/02/2021

(54) Title of the invention : PHARMACEUTICAL COMPOSITION COMPRISING HYALURONIC ACID AND STEM CELLS FOR TREATING CARTILAGE DAMAGE-ASSOCIATED DISEASE

(51) International classification	:A61K0031728000, A61K0035280000, C12N0005077500, A61P0019020000, A61K0035120000	(71) Name of Applicant : 1)MEDIPOST CO., LTD. Address of Applicant :21, Daewangpangyo-ro 644beon-gil Bundang-gu Seongnam-si Gyeonggi-do 13494 Republic of Korea
(31) Priority Document No	:62/680748	(72) Name of Inventor :
(32) Priority Date	:05/06/2018	1)YANG, Yun Sun
(33) Name of priority country	:U.S.A.	2)OH, Wonil
(86) International Application No	:PCT/KR2019/006816	3)CHOI, Soo Jin
Filing Date	:05/06/2019	4)LEE, Miyoung
(87) International Publication No	:WO 2019/235853	5)HA, Jueun
(61) Patent of Addition to Application Number	:NA	6)LEE, Minju
Filing Date	:NA	
(62) Divisional to Application Number	:NA	
Filing Date	:NA	

(57) Abstract :

The present invention relates to a pharmaceutical composition comprising hyaluronic acid and mesenchymal stem cells for treating cartilage damage-associated diseases. Compared to when hyaluronic acid and mesenchymal stem cells are administered as a mixture, administering mesenchymal stem cells after first administering hyaluronic acid, according to the present invention, may exhibit superior effects in alleviating disease symptoms in joint tissues affected by arthritis and also decrease the load on knees due to body weight. Accordingly, the pharmaceutical composition of the present invention may be beneficially used in the treatment of cartilage damage-associated diseases.

No. of Pages : 15 No. of Claims : 9

(12) PATENT APPLICATION PUBLICATION

(21) Application No.202017052062 A

(19) INDIA

(22) Date of filing of Application :30/11/2020

(43) Publication Date : 19/02/2021

(54) Title of the invention : SYSTEMS AND METHODS FOR REMOVING VISCOUS MATERIALS IN METAL ARTICLE PROCESSING

(51) International classification	:B08B0001020000, B08B0001000000, B21B0045020000, B08B0007000000, B05C0011100000	(71) Name of Applicant : 1)NOVELIS INC. Address of Applicant :3560 Lenox Road, Suite 2000 Atlanta, Georgia 30326 U.S.A.
(31) Priority Document No	:62/684446	(72) Name of Inventor :
(32) Priority Date	:13/06/2018	1)BECKER, Heinz Werner
(33) Name of priority country	:U.S.A.	2)LEMAY, Rejean
(86) International Application No	:PCT/US2019/037036	3)HOBBIS, Andrew James
Filing Date	:13/06/2019	4)GAENSBAUER, David Anthony
(87) International Publication No	:WO 2019/241547	
(61) Patent of Addition to Application Number	:NA	
Filing Date	:NA	
(62) Divisional to Application Number	:NA	
Filing Date	:NA	

(57) Abstract :

Provided herein are systems and methods for removing a viscous material from a material article. In particular, a viscous material removal system (100) can include a seal (110) and a biasing mechanism (120). The viscous material removal system can also serve as a viscous material containment system. The systems can provide viscous material removal from planar and non-planar articles, as well as articles having surface irregularities or a topography including ridges and valleys. A method for removing viscous materials can include contacting the seal to the material article, maintaining contact of the seal across a width of the material article via the biasing mechanism, and passing the material article over the seal, thus removing the viscous material from the material article.

No. of Pages : 18 No. of Claims : 22

(12) PATENT APPLICATION PUBLICATION

(21) Application No.202017052072 A

(19) INDIA

(22) Date of filing of Application :30/11/2020

(43) Publication Date : 19/02/2021

(54) Title of the invention : ADENO-ASSOCIATED VIRUS (AAV) DELIVERY OF ANTI-FAM19A5 ANTIBODIES

(51) International classification	:C12N0015860000, A61K0048000000, A61K0039000000, A61P0035000000, A61P0011000000	(71) Name of Applicant : 1)NEURACLE SCIENCE CO., LTD. Address of Applicant :702-2 Sanhakwan, 145, Anam-ro Seongbuk-gu, Seoul 02841 Republic of Korea 2)NEURACLE GENETICS
(31) Priority Document No	:62/668634	(72) Name of Inventor :
(32) Priority Date	:08/05/2018	1)KIM, Jong-Mook
(33) Name of priority country	:U.S.A.	2)KIM, Dong Sik
(86) International Application No	:PCT/IB2019/053791	3)SHIM, Juwon
Filing Date	:08/05/2019	4)KWON, Soon-gu
(87) International Publication No	:WO 2019/215644	
(61) Patent of Addition to Application Number	:NA	
Filing Date	:NA	
(62) Divisional to Application Number	:NA	
Filing Date	:NA	

(57) Abstract :

The present disclosure provides adeno-associated virus (AAV) vectors and uses thereof. In certain embodiments, the AAV vectors comprise a nucleic acid that encodes an antagonist against a family with sequence similarity 19, member A5 (FAM19A5) protein, e.g., anti-FAM19A5 antibody, e.g., anti-FAM19A5 scFv.

No. of Pages : 99 No. of Claims : 42

(12) PATENT APPLICATION PUBLICATION

(21) Application No.202017052073 A

(19) INDIA

(22) Date of filing of Application :30/11/2020

(43) Publication Date : 19/02/2021

(54) Title of the invention : MICROBE-BASED PRODUCTS FOR ENHANCING PLANT ROOT AND IMMUNE HEALTH

(51) International classification	:A01N0063300000, C05F0011080000, A61K0045060000, A01N0043900000, A01N0043080000	(71) Name of Applicant : 1)LOCUS AGRICULTURE IP COMPANY, LLC Address of Applicant :30600 Aurora Road, Suite 180 Solon, OH 44139 U.S.A.
(31) Priority Document No	:62/668316	(72) Name of Inventor :
(32) Priority Date	:08/05/2018	1)ZORNER, Paul, S.
(33) Name of priority country	:U.S.A.	2)FARMER, Sean
(86) International Application No	:PCT/US2019/031308	3)ALIBEK, Ken
Filing Date	:08/05/2019	4)IBRAGIMOVA, Samal
(87) International Publication No	:WO 2019/217548	
(61) Patent of Addition to Application Number	:NA	
Filing Date	:NA	
(62) Divisional to Application Number	:NA	
Filing Date	:NA	

(57) Abstract :

Compositions and methods are provided for enhancing plant immunity, health, growth and yields using a combination of microbes and/or their growth by-products. Specifically, the subject invention enhances plant health, growth and/or yields using a combination of a *Trichoderma* spp. fungus and a *Bacillus* spp. bacterium. Specifically, in one embodiment, the subject invention utilizes *Trichoderma harzianum* and *Bacillus amyloliquefaciens*.

No. of Pages : 47 No. of Claims : 36

(12) PATENT APPLICATION PUBLICATION

(21) Application No.202017052080 A

(19) INDIA

(22) Date of filing of Application :30/11/2020

(43) Publication Date : 19/02/2021

(54) Title of the invention : VIDEO PHOTOGRAPHING METHOD AND APPARATUS, ELECTRONIC DEVICE AND COMPUTER READABLE STORAGE MEDIUM

(51) International classification	:H04N0005232000, H04N0007140000, H04N0021431000, H04N0021472000, H04N0021478800	(71) Name of Applicant : 1)BEIJING MICROLIVE VISION TECHNOLOGY CO., LTD Address of Applicant :Room 408, 4F, No.51, Zhichun Road, Haidian District Beijing 100080 China
(31) Priority Document No	:201811223788.7	(72) Name of Inventor :
(32) Priority Date	:19/10/2018	1)CHEN, Haidong
(33) Name of priority country	:China	2)HAO, Yipeng
(86) International Application No	:PCT/CN2018/124066	3)WANG, Haiting
Filing Date	:26/12/2018	4)LIN, Junjie
(87) International Publication No	:WO 2020/077856	
(61) Patent of Addition to Application Number	:NA	
Filing Date	:NA	
(62) Divisional to Application Number	:NA	
Filing Date	:NA	

(57) Abstract :

The present invention provides a video photographing method and apparatus, an electronic device and a computer readable storage medium. The method comprises: receiving a video photographing trigger operation of a user by means of a video playback interface of an original video; in response to the video photographing trigger operation, superimposing and displaying a video photographing window on a video playback interface; receiving a video photographing operation of the user by means of the video playback interface; in response to the video photographing operation, photographing a user video, and displaying the user video by means of the video photographing window. According to the present invention, a user is able to obtain a synthetic video function by only performing relevant operations of photographing a user video on a video playback interface, and the operation process is simple and quick.

No. of Pages : 23 No. of Claims : 14

(12) PATENT APPLICATION PUBLICATION

(21) Application No.202017052085 A

(19) INDIA

(22) Date of filing of Application :30/11/2020

(43) Publication Date : 19/02/2021

(54) Title of the invention : HYPERTROPHIC SCAR INHIBITING COMPOSITION

(51) International classification	:A61K0038050000, A61K0038000000, C07K0005062000, C07K0005065000, A61Q0019000000	(71)Name of Applicant : 1)FUKUOKA UNIVERSITY Address of Applicant :8-19-1 Nanakuma, Jonan-ku, Fukuoka-shi, Fukuoka 8140180 Japan 2)NITTA GELATIN INC.
(31) Priority Document No	:2018-110374	(72)Name of Inventor :
(32) Priority Date	:08/06/2018	1)JIMI, Shiro
(33) Name of priority country	:Japan	2)KIMURA, Masahiko
(86) International Application No	:PCT/JP2019/020997	3)INOUE, Naoki
Filing Date	:28/05/2019	4)SHIMIZU, Maiko
(87) International Publication No	:WO 2019/235292	5)KOIZUMI, Seiko
(61) Patent of Addition to Application Number	:NA	
Filing Date	:NA	
(62) Divisional to Application Number	:NA	
Filing Date	:NA	

(57) Abstract :

This hypertrophic scar inhibiting composition contains at least one of polypeptides comprising an amino acid sequence having the dipeptide sequence represented by Pro-Hyp or Hyp-Gly, chemically modified products thereof and pharmaceutically acceptable salts thereof.

No. of Pages : 30 No. of Claims : 8

(12) PATENT APPLICATION PUBLICATION

(21) Application No.202017052090 A

(19) INDIA

(22) Date of filing of Application :30/11/2020

(43) Publication Date : 19/02/2021

(54) Title of the invention : DENTAL FLUORO-ALUMINOSILICATE GLASS POWDER

(51) International classification	:C08F0220060000, C01B0033020000, B32B0027080000, H04M0015000000, C04B0028040000	(71) Name of Applicant : 1)GC CORPORATION Address of Applicant :584-1, Nakahinata, Oyama-cho, Sunto- gun, Shizuoka 4101307 Japan
(31) Priority Document No	:2018-103396	(72) Name of Inventor :
(32) Priority Date	:30/05/2018	1)YOSHIMITSU, Ryosuke
(33) Name of priority country	:Japan	2)SHIMADA, Yusuke
(86) International Application No	:PCT/JP2019/018351	3)FUJIMOTO, Ayaka
Filing Date	:08/05/2019	4)MATSUMOTO, Naofumi
(87) International Publication No	:WO 2019/230309	5)NAKAYAMA, Mizuki
(61) Patent of Addition to Application Number	:NA	
Filing Date	:NA	
(62) Divisional to Application Number	:NA	
Filing Date	:NA	

(57) Abstract :

This dental fluoro-aluminosilicate glass powder according to one embodiment of the present invention has a volume-based 50%-diameter of 5.0-9.0 μm and a volume-based 10%-diameter of at least 2.4 μm .

No. of Pages : 13 No. of Claims : 4

(12) PATENT APPLICATION PUBLICATION

(21) Application No.202017052096 A

(19) INDIA

(22) Date of filing of Application :30/11/2020

(43) Publication Date : 19/02/2021

(54) Title of the invention : ELECTRONIC DEVICE INCLUDING FOLDABLE DISPLAY

(51) International classification	:G06F0001160000, G06F0003041000, H04M0001020000, F01D0025240000, B23K0101000000	(71) Name of Applicant : 1)SAMSUNG ELECTRONICS CO., LTD. Address of Applicant :129, Samsung-ro, Yeongtong-gu Suwon-si Gyeonggi-do 16677 Republic of Korea
(31) Priority Document No	:10-2018-0063602	(72) Name of Inventor :
(32) Priority Date	:01/06/2018	1)KIM, Gidae
(33) Name of priority country	:Republic of Korea	2)KIM, Jungjin
(86) International Application No	:PCT/KR2019/006423	3)KIM, Jongyoon
Filing Date	:29/05/2019	4)BAEK, Moohyun
(87) International Publication No	:WO 2019/231232	5)YOO, Chungkeun
(61) Patent of Addition to Application Number	:NA	6)CHOI, Youngsik
Filing Date	:NA	7)LEE, Minsung
(62) Divisional to Application Number	:NA	
Filing Date	:NA	

(57) Abstract :

An electronic device includes a foldable housing including a first housing structure and a second housing structure that are foldably connected with each other and that form a recess together and a flexible display located in the recess. The flexible display includes a first part located in the first area of the recess and having a first gap from the first portion of the second housing structure in the unfolded state, the first part including a first peripheral portion facing the first portion of the second housing structure and a second part located in the second area of the recess and having a second gap from the second portion of the second housing structure, the second part including a second peripheral portion facing the second portion of the second housing structure, in which the second gap is smaller than the first gap in the unfolded state.

No. of Pages : 45 No. of Claims : 15

(12) PATENT APPLICATION PUBLICATION

(21) Application No.202017052100 A

(19) INDIA

(22) Date of filing of Application :30/11/2020

(43) Publication Date : 19/02/2021

(54) Title of the invention : METHODS AND COMPOSITIONS FOR PERTUSSIS DIAGNOSIS

(51) International classification :A61K0039000000,
A61K0039400000,
C07K0016120000,
A61K0045060000,
C07K0014235000

(31) Priority Document No :62/686412
(32) Priority Date :18/06/2018
(33) Name of priority country :U.S.A.
(86) International Application No :PCT/US2019/037618
Filing Date :18/06/2019
(87) International Publication No :WO 2019/246021
(61) Patent of Addition to Application Number :NA
Filing Date :NA
(62) Divisional to Application Number :NA
Filing Date :NA

(71)Name of Applicant :

1)DXDISCOVERY, INC.

Address of Applicant :1664 N. Virginia, St. Applied Research
Facility M/S 328 Reno, NV 89557 U.S.A.

(72)Name of Inventor :

1)BURNHAM-MARUSICH, Amanda

(57) Abstract :

Compositions and methods for the detection and diagnosis of Bordetella pertussis are disclosed. Provided are antibodies, or antigen binding fragment thereof, specific for tracheal colonization factor A (TcfA). Also provided are compositions comprising an anti-TcfA antibody of the instant invention and a carrier; and methods for inhibiting, treating, and/or preventing pertussis and/or a B. pertussis infection in a subject in need thereof are provided, comprising administering an anti-TcfA antibody of the instant invention to the subject.

No. of Pages : 39 No. of Claims : 25

(12) PATENT APPLICATION PUBLICATION

(21) Application No.202017052103 A

(19) INDIA

(22) Date of filing of Application :30/11/2020

(43) Publication Date : 19/02/2021

(54) Title of the invention : DIFFUSER FOR A TURBOCHARGER, WITH A GEOMETRY REDUCING STRESS DUE TO THERMAL EXPANSION

(51) International classification	:F01D0025300000, B01F0003040000, F04D0029440000, F02C0006120000, E21B0017020000	(71) Name of Applicant : 1)CUMMINS LTD Address of Applicant :3rd Floor 10 Eastbourne Terrace Paddington London W2 6LG U.K.
(31) Priority Document No	:1807179.5	(72) Name of Inventor :
(32) Priority Date	:01/05/2018	1)HASLER, Craig S. T.
(33) Name of priority country	:U.K.	2)CAMPBELL, John G.
(86) International Application No	:PCT/GB2019/051203	3)PRIDHAM, Ian
Filing Date	:01/05/2019	
(87) International Publication No	:WO 2019/211603	
(61) Patent of Addition to Application Number	:NA	
Filing Date	:NA	
(62) Divisional to Application Number	:NA	
Filing Date	:NA	

(57) Abstract :

There is provided a diffuser for a turbine, comprising: a support configured to mount to a turbine housing; a diffuser body configured to receive fluid from an outlet of the turbine, the diffuser body defining a longitudinal axis and having a perimeter with a length measured in a plane normal to the longitudinal axis; and a bridge configured to connect the support to the diffuser body, wherein the connection between the bridge and the diffuser body is confined to a continuous portion of the perimeter of the diffuser body that is not more than around 50% of the total length of the perimeter of the diffuser body.

No. of Pages : 19 No. of Claims : 18

(12) PATENT APPLICATION PUBLICATION

(21) Application No.202017052122 A

(19) INDIA

(22) Date of filing of Application :30/11/2020

(43) Publication Date : 19/02/2021

(54) Title of the invention : EFFICIENT DOUBLE-BELT LIQUID MECHANISM FOR CONTINUOUS OPEN-WIDTH COLD PAD-BATCH DYEING/BLEACHING ROLLING MILL

(51) International classification	:D06B0021000000, D06B0003180000, D06B0023040000, D06B0023200000, D06B0003020000	(71) Name of Applicant : 1)FONG'S NATIONAL ENGINEERING (SHENZHEN) CO., LTD. Address of Applicant :17-19 Lixin Road, Danzhutou Industrial Zone, Nanwan Sub-District, Longgang District Shenzhen, Guangdong 518114 China
(31) Priority Document No	:NA	(72) Name of Inventor :
(32) Priority Date	:NA	1)HUNG, Tse Ming
(33) Name of priority country	:NA	2)ZHANG, Wangsun
(86) International Application No	:PCT/CN2018/089626	
Filing Date	:01/06/2018	
(87) International Publication No	:WO 2019/227484	
(61) Patent of Addition to Application Number	:NA	
Filing Date	:NA	
(62) Divisional to Application Number	:NA	
Filing Date	:NA	

(57) Abstract :

An efficient double-belt liquid mechanism for a continuous open-width cold pad-batch dyeing/bleaching rolling mill, which relates to the technical field of continuous open-width cold pad-batch dyeing/bleaching devices, and aims to ensure a sufficient liquid-carrying effect under controllable tension conditions. Comprised is a working liquid immersion tank, said working liquid immersion tank being provided with a driving roller and a driven roller. Water retaining plates are disposed at two sides of the driving roller and the driven roller, and the driving roller, the driven roller and the water retaining plates form a V-shaped immersion tank for liquid storage purposes. A batching tube is disposed above the V-shaped immersion tank. Excess air in a fabric structure is replaced by a working liquid in the working liquid immersion tank when pre-wetting, and the fabric is then rolled by a pre-rolling liquid roller group. After being rolled, the moisture in the fabric structure is extruded, and in the process, a negative pressure is also generated between yarn of the fabric and fiber thereof to aid in the supply of liquid. At the same time, a surface of the fabric is pre-wetted and contains the working liquid, and the surface tension thereof is also changed, which is beneficial for the capillary action to be effectively strengthened, thereby achieving an optimum liquid-carrying rate.

No. of Pages : 8 No. of Claims : 8

(12) PATENT APPLICATION PUBLICATION

(21) Application No.202017052157 A

(19) INDIA

(22) Date of filing of Application :30/11/2020

(43) Publication Date : 19/02/2021

(54) Title of the invention : BENZIMIDAZOLE DERIVATIVES AS MODULATORS OF RETINOID-RELATED ORPHAN RECEPTOR GAMMA (ROR) AND PHARMACEUTICAL USES THEREOF

(51) International classification :C07D0241040000,
C07D0403060000,
A61K0031418400,
C07D0401060000,
C07D0403040000

(31) Priority Document No :62/666312
(32) Priority Date :03/05/2018
(33) Name of priority country :U.S.A.
(86) International Application No :PCT/US2019/030526
Filing Date :03/05/2019
(87) International Publication No :WO 2019/213470
(61) Patent of Addition to Application Number :NA
Filing Date :NA
(62) Divisional to Application Number :NA
Filing Date :NA

(71)Name of Applicant :

1)JIANGSU HENGRUI MEDICINE CO., LTD.

Address of Applicant :No. 7 Kunlunshan Road, Economic and Technological Development Zone, Lianyungang, Jiangsu 222047 China

2)SHANGHAI HENGRUI PHARMACEUTICAL CO., LTD.

(72)Name of Inventor :

1)YAN, Yinfa

2)ZHANG, Minsheng

3)LIU, Dong

4)ZHANG, Fengqi

5)LIU, Suxing

6)ZHANG, Rumin

7)HE, Feng

8)TAO, Weikang

(57) Abstract :

The present invention relates to benzimidazole derivatives of formula (I) as inhibitors of retinoid-related orphan receptor gamma (ROR) protein, pharmaceutical compositions containing the compounds, preparation methods thereof, and the use of the compounds as therapeutic agents for the treatment of ROR-mediated diseases or disorders.

No. of Pages : 190 No. of Claims : 25

(12) PATENT APPLICATION PUBLICATION

(21) Application No.202017052158 A

(19) INDIA

(22) Date of filing of Application :30/11/2020

(43) Publication Date : 19/02/2021

(54) Title of the invention : PROCESS FOR IMPROVING WHEAT STRAW DEGRADATION

(51) International classification	:A23K0050100000, A23K0010320000, A23K0050150000, A23K0040000000, C12P0007100000	(71) Name of Applicant : 1)LESAFFRE ET COMPAGNIE Address of Applicant :41,rue Etienne Marcel 75001 Paris France
(31) Priority Document No	:18 54868	(72) Name of Inventor :
(32) Priority Date	:05/06/2018	1)JULIEN, Christine
(33) Name of priority country	:France	2)MARDEN, Jean-Philippe
(86) International Application No	:PCT/FR2019/051325	
Filing Date	:04/06/2019	
(87) International Publication No	:WO 2019/234347	
(61) Patent of Addition to Application Number	:NA	
Filing Date	:NA	
(62) Divisional to Application Number	:NA	
Filing Date	:NA	

(57) Abstract :

The present invention relates to a process for improving wheat straw degradation in a ruminant, comprising the following steps: a) providing the wheat straw, b) chemically pretreating said provided straw, c) feeding the ruminant with the chemically pretreated wheat straw, wherein said process is characterized in that it also comprises a step d) of directly administering an enzymatic rumen additive to the ruminant, i.e. said enzymatic rumen additive is not used as a pretreatment on the wheat straw. The present invention also relates to the direct use of an enzymatic rumen additive in a ruminant before, during or after feeding said ruminant with wheat straw having undergone a chemical pretreatment, i.e. said enzymatic additive is not used as a pretreatment on the wheat straw.

No. of Pages : 14 No. of Claims : 18

(12) PATENT APPLICATION PUBLICATION

(21) Application No.202017052159 A

(19) INDIA

(22) Date of filing of Application :30/11/2020

(43) Publication Date : 19/02/2021

(54) Title of the invention : POWER SUPPLY DEVICE

(51) International classification	:H02J0009060000, H01L0029739000, H04B0001000000, H02M0007538700, H05B0045480000	(71) Name of Applicant : 1)TOSHIBA MITSUBISHI-ELECTRIC INDUSTRIAL SYSTEMS CORPORATION Address of Applicant :3-1-1 Kyobashi, Chuo-ku, Tokyo 1040031 Japan
(31) Priority Document No	:NA	(72) Name of Inventor :
(32) Priority Date	:NA	1)ZHANG, Xiaochen
(33) Name of priority country	:NA	2)NAKANO, Toshihide
(86) International Application No	:PCT/JP2019/008534	
Filing Date	:05/03/2019	
(87) International Publication No	:WO 2020/178969	
(61) Patent of Addition to Application Number	:NA	
Filing Date	:NA	
(62) Divisional to Application Number	:NA	
Filing Date	:NA	

(57) Abstract :

In this uninterruptible power supply device, when a switch (2) including serially connected 1st to Nth IGBT units (U1 to UN) is switched ON, the first to Nth IGBT units are switched ON, and when the switch (2) is switched OFF, the (n+1)th to Nth IGBT units are switched OFF after the 1st to nth IGBT units have been switched OFF. Therefore, compared to when the 1st to Nth IGBT units are switched OFF all at once, it is possible to reduce surge voltage that occurs between terminals of the switch (2).

No. of Pages : 21 No. of Claims : 10

(12) PATENT APPLICATION PUBLICATION

(21) Application No.202017052160 A

(19) INDIA

(22) Date of filing of Application :30/11/2020

(43) Publication Date : 19/02/2021

(54) Title of the invention : PEPTIDE, COMPOSITION, AND METHOD FOR TREATING, PREVENTING, OR AMELIORATING MOOD DISORDER

(51) International classification :A61K0038000000,
C07K0007080000,
A61P0035000000,
C07K0007060000,
C07K0014470000

(31) Priority Document No :2018-089784

(32) Priority Date :08/05/2018

(33) Name of priority country :Japan

(86) International Application No :PCT/JP2019/018229
Filing Date :07/05/2019

(87) International Publication No :WO 2019/216307

(61) Patent of Addition to Application Number :NA
Filing Date :NA

(62) Divisional to Application Number :NA
Filing Date :NA

(71)Name of Applicant :

1)KYOTO UNIVERSITY

Address of Applicant :36-1, Yoshida-honmachi, Sakyo-ku,
Kyoto-shi, Kyoto 6068501 Japan

2)KAZUSA DNA RESEARCH INSTITUTE.

3)KAMEDA SEIKA CO., LTD.

(72)Name of Inventor :

1)OHINATA Kousaku

2)ASAKURA Saho

3)SUZUKI Hideyuki

4)SATO Masaru

5)ITO Akira

6)HIGUCHI Yuki

(57) Abstract :

The present invention addresses the problem of providing a novel peptide capable of treating, preventing, or ameliorating a mood disorder. The present invention provides a peptide having an amino acid sequence represented by SEQ ID NO: 1 and having an amino acid length of 6 to 20.

No. of Pages : 20 No. of Claims : 8

(54) Title of the invention : IMPROVED UREA AMMONIUM SULPHATE-BASED COMPOSITION AND METHOD FOR THE MANUFACTURE THEREOF

(51) International classification	:C05C0009000000, C05G0003900000, A23K0050150000, C05C0003000000, C05G0001000000	(71) Name of Applicant : 1)YARA INTERNATIONAL ASA Address of Applicant :Drammensveien 131 0277 Oslo Norway
(31) Priority Document No	:18171045.0	(72) Name of Inventor :
(32) Priority Date	:07/05/2018	1)VAN BELZEN, Ruud
(33) Name of priority country	:EPO	2)COLPAERT, Filip
(86) International Application No	:PCT/EP2019/061641	
Filing Date	:07/05/2019	
(87) International Publication No	:WO 2019/215123	
(61) Patent of Addition to Application Number	:NA	
Filing Date	:NA	
(62) Divisional to Application Number	:NA	
Filing Date	:NA	

(57) Abstract :

The invention relates to a homogeneous, solid, particulate, urea ammonium sulphate (UAS)-based composition comprising urea ammonium sulphate, a urease inhibitor of the type phosphoric triamide and magnesium sulphate, characterized in that the UAS-based composition comprises 0.02 to 1 weight% of magnesium sulphate, 0.0001 to 1 weight% of the urease inhibitor and about 5 to about 30 weight% of ammonium sulphate. The composition according to the invention has improved properties for reducing ammonia loss by urease activity in the soil and is in particular suitable as a fertilizer. The invention further relates to a method for the manufacture of a homogeneous, solid, particulate urea ammonium sulphate-based composition comprising urea, ammonium sulphate and a urease inhibitor of the type phosphoric triamide, in particular N-(n-butyl) thiophosphoric triamide (nBTPT), as well as to a composition of kit of parts comprising an amount of a) magnesium sulphate; b) a urease inhibitor of the type phosphoric triamide, preferably N-(n-butyl) thiophosphoric triamide (nBTPT); c) optionally, an alkaline or alkaline-forming compound, selected from the group of calcium oxide, zinc oxide, magnesium oxide, calcium carbonate, and mixtures thereof, and d) optionally, one or more anticaking and/or moisture-repellent and/or anti-dust compounds.

No. of Pages : 24 No. of Claims : 19

(12) PATENT APPLICATION PUBLICATION

(21) Application No.202017052162 A

(19) INDIA

(22) Date of filing of Application :30/11/2020

(43) Publication Date : 19/02/2021

(54) Title of the invention : PROCESS FOR IMPROVING RUMINAL DEGRADATION OF WHEAT STRAW

(51) International classification	:A23K0050100000, A23K0010320000, A23K0040000000, A23L0033145000, A23K0010160000	(71) Name of Applicant : 1)LESAFFRE ET COMPAGNIE Address of Applicant :41,rue Etienne Marcel 75001 Paris France
(31) Priority Document No	:18 54870	(72) Name of Inventor :
(32) Priority Date	:05/06/2018	1)JULIEN, Christine
(33) Name of priority country	:France	2)MARDEN, Jean-Philippe
(86) International Application No	:PCT/FR2019/051327	
Filing Date	:04/06/2019	
(87) International Publication No	:WO 2019/234349	
(61) Patent of Addition to Application Number	:NA	
Filing Date	:NA	
(62) Divisional to Application Number	:NA	
Filing Date	:NA	

(57) Abstract :

The present invention relates to a process for improving wheat straw degradation in a ruminant, comprising a step of feeding the ruminant with the wheat straw, wherein said process is characterized in that it also comprises a step of administering a prebiotic chosen from an autolysed yeast, a yeast extract, a yeast wall fraction or mixtures thereof, said administering of the prebiotic being carried out before, after or simultaneously with the step of feeding said ruminant. The present invention also relates to the use, in a ruminant, of a prebiotic chosen from an autolysed yeast, a yeast extract, a yeast wall fraction or mixtures thereof, before, after or during the feeding of the ruminant with wheat straw.

No. of Pages : 10 No. of Claims : 9

(54) Title of the invention : SELECTIVE HYDROGENATION OF POLYUNSATURATES

(51) International classification	:B01J0023720000, B01J0035000000, C07C0005050000, B01J0037080000, B01J0037020000	(71) Name of Applicant : 1)BP P.L.C. Address of Applicant :1 St James's Square London SW1Y 4PD U.K.
(31) Priority Document No	:18176645.2	(72) Name of Inventor :
(32) Priority Date	:07/06/2018	1)BEERTHUIS, Rolf
(33) Name of priority country	:EPO	2)DE JONG, Krijn
(86) International Application No	:PCT/EP2019/064378	3)DE JONGH, Petra
Filing Date	:03/06/2019	4)SUNLEY, John, Glenn
(87) International Publication No	:WO 2019/233961	
(61) Patent of Addition to Application Number	:NA	
Filing Date	:NA	
(62) Divisional to Application Number	:NA	
Filing Date	:NA	

(57) Abstract :

The present invention provides a process for the hydrogenation of polyunsaturated hydrocarbon compounds, in particular di-olefins and alkynes, more particularly di-olefins, said process comprising contacting a feed comprising one or more polyunsaturated hydrocarbon compounds with a catalyst comprising copper and carbon in the presence of hydrogen, preferably wherein the catalyst is a copper catalyst on a carbon-containing support. The present invention also provides a process for producing a copper catalyst on a carbon-containing support and the use of a copper catalyst on a carbon-containing support to increase the selectivity towards di-olefin hydrogenation over mono-olefin hydrogenation in a process for hydrogenation of one or more di-olefins.

No. of Pages : 33 No. of Claims : 18

(12) PATENT APPLICATION PUBLICATION

(21) Application No.202017052167 A

(19) INDIA

(22) Date of filing of Application :30/11/2020

(43) Publication Date : 19/02/2021

(54) Title of the invention : GELATIN-FREE GELLED CONFECTIONERY AND METHOD FOR PREPARING SUCH A CONFECTIONERY

(51) International classification	:A23L0029212000, A23L0029300000, A21D0002180000, C04B0028140000, A23G0003420000	(71) Name of Applicant : 1)ROQUETTE FRERES Address of Applicant :1 rue de la Haute Loge 62136 LESTREM France
(31) Priority Document No	:18 55289	(72) Name of Inventor :
(32) Priority Date	:15/06/2018	1)LAGACHE, Sylvie
(33) Name of priority country	:France	
(86) International Application No	:PCT/FR2019/051445	
Filing Date	:14/06/2019	
(87) International Publication No	:WO 2019/239073	
(61) Patent of Addition to Application Number	:NA	
Filing Date	:NA	
(62) Divisional to Application Number	:NA	
Filing Date	:NA	

(57) Abstract :

The present invention relates to a novel gelatin-free gelled confectionery comprising 2 % to 4 % of pregelatinized waxy starch and 0.5 % to 1.5 % of branched maltodextrins, wherein the percentages are expressed in dry weight relative to the total weight of the final product. The invention also relates to a method for preparing such a confectionery.

No. of Pages : 19 No. of Claims : 8

(54) Title of the invention : CENTRIFUGAL CLUTCH

(51) International classification	:F16D0043180000, F16D0043140000, F01C0021100000, F16H0055170000, B25F0005000000	(71) Name of Applicant : 1)KABUSHIKI KAISHA F.C.C. Address of Applicant :7000-36,Nakagawa,Hosoe-cho,Kita-ku,Hamamatsu-shi, Shizuoka 4311394 Japan
(31) Priority Document No	:2018-096321	(72) Name of Inventor :
(32) Priority Date	:18/05/2018	1)AONO Kaoru
(33) Name of priority country	:Japan	2)YOKOMICHI Yuta
(86) International Application No	:PCT/JP2019/019164	3)KINE Yuta
Filing Date	:14/05/2019	4)KATAOKA Makoto
(87) International Publication No	:WO 2019/221138	
(61) Patent of Addition to Application Number	:NA	
Filing Date	:NA	
(62) Divisional to Application Number	:NA	
Filing Date	:NA	

(57) Abstract :

Provided is a centrifugal clutch with which a clutch weight can be smoothly displaced without inhibiting the displacement of the clutch weight toward the rear side in the rotational driving direction of a drive plate, and an assist thrust can be stably generated. This centrifugal clutch 200 comprises: a clutch weight 230 provided to a drive plate 210 via a swing support pin 214, the drive plate 210 being rotationally driven by the driving force of an engine; a plate-side cam body 218; and a damper 221. The clutch weight 230 pivotally displaces toward the clutch outer 240 side via the swing support pin 214, and a damper groove 236 and a weight-side cam body 235 that rides on the plate-side cam body 218 are formed on the clutch weight 230. The damper groove 236 is formed such that a groove width W2, at which the damper 221 is fitted when the clutch weight 230 is in the clutch-engaged position, is wider toward the front side in the rotational driving direction of the drive plate 210 than a groove width W1, at which the damper 221 is fitted when the clutch weight 230 is in the clutch-disengaged position.

No. of Pages : 43 No. of Claims : 5

(12) PATENT APPLICATION PUBLICATION

(21) Application No.202017052171 A

(19) INDIA

(22) Date of filing of Application :30/11/2020

(43) Publication Date : 19/02/2021

(54) Title of the invention : POLICY TRANSMISSION METHOD, PCF NETWORK ELEMENT AND COMPUTER STORAGE MEDIUM

(51) International classification :H04L0029060000,
H04L0029080000,
H04W0076110000,
H04W0076270000,
H04W0072040000

(31) Priority Document No :201810538839.9

(32) Priority Date :30/05/2018

(33) Name of priority country :China

(86) International Application No :PCT/CN2019/089199
Filing Date :30/05/2019

(87) International Publication No :WO 2019/228434

(61) Patent of Addition to Application Number :NA
Filing Date :NA

(62) Divisional to Application Number :NA
Filing Date :NA

(71)Name of Applicant :

1)HUAWEI TECHNOLOGIES CO., LTD.

Address of Applicant :Huawei Administration Building
Bantian, Longgang Shenzhen, Guangdong 518129 China

(72)Name of Inventor :

1)SUN, Haiyang

2)XIONG, Chunshan

3)ZHOU, Zheng

(57) Abstract :

Provided by the present application are a policy transmission method, a PCF network element and a computer storage medium. The method comprises: a policy control network function (PCF) network element obtaining the connection management status of a terminal device, the connection management status comprising a connected status or an idle status; and when the connection management status of the terminal device is a connected status, the PCF sending policy rules information to the terminal device. The technical solution provided by the present application may reduce signaling overhead during the communication process of a PCF issuing policy rules to a terminal device.

No. of Pages : 49 No. of Claims : 28

(12) PATENT APPLICATION PUBLICATION

(21) Application No.202017052174 A

(19) INDIA

(22) Date of filing of Application :30/11/2020

(43) Publication Date : 19/02/2021

(54) Title of the invention : TRANSPORT DEVICE COMPRISING A SAFETY DEVICE

(51) International classification	:B62B0005000000, B62B0005040000, B62B0009000000, B62D0051040000, B60W0030095000	(71) Name of Applicant : 1)ROBERT BOSCH GMBH Address of Applicant :Postfach 30 02 20 70442 Stuttgart Germany
(31) Priority Document No	:10 2018 209 496.9	(72) Name of Inventor :
(32) Priority Date	:14/06/2018	1)PAUKOW, Paul
(33) Name of priority country	:Germany	2)NONNENMACHER, Pierre
(86) International Application No	:PCT/EP2019/064526	3)PFISTER, Jochen
Filing Date	:04/06/2019	4)SCHILLINGER, Bertram
(87) International Publication No	:WO 2019/238475	5)JUENGLING, Barbara
(61) Patent of Addition to Application Number	:NA	6)GROH, Stefan
Filing Date	:NA	
(62) Divisional to Application Number	:NA	
Filing Date	:NA	

(57) Abstract :

The invention relates to a transport device (100), in particular a baby carriage, comprising at least three wheels (116, 118, 120, 122) and a handle (110) for a user, at least one wheel (120, 122) of the at least three wheels (116, 118, 120, 122) being designed as a drive wheel (132) which can be electromotively driven by means of at least one associated electric drive unit (142) in order to support, at least in part electromotively, the user in the action of pushing or pulling the transport device (100). According the invention, the transport device also comprises a detection unit (170) for detecting an acceleration (a) of the transport device (100), and a safety device for detecting a critical state of the transport device (100) depending on a respectively detected acceleration (a).

No. of Pages : 24 No. of Claims : 16

(12) PATENT APPLICATION PUBLICATION

(21) Application No.202017052181 A

(19) INDIA

(22) Date of filing of Application :30/11/2020

(43) Publication Date : 19/02/2021

(54) Title of the invention : MASTER LINK ASSEMBLY FOR A TRACK CHAIN

(51) International classification :B62D0055210000,
A61F0002910000,
H05K0001110000,
F21Y0115100000,
H01Q0019080000

(31) Priority Document No :15/983749

(32) Priority Date :18/05/2018

(33) Name of priority country :U.S.A.

(86) International Application No :PCT/US2019/029771
Filing Date :30/04/2019

(87) International Publication No :WO 2019/221900

(61) Patent of Addition to Application Number :NA
Filing Date :NA

(62) Divisional to Application Number :NA
Filing Date :NA

(71)**Name of Applicant :**
1)CATERPILLAR INC.
Address of Applicant :100 NE Adams Street Peoria, Illinois
61629-9510 U.S.A.

(72)**Name of Inventor :**
1)TRONE, Matthew

(57) Abstract :

A master link (62) for a track chain (22) is disclosed. The master link may include a link body extending from a first end (63A) to a second end (63B) and a plurality of apertures (66A, 66B, 66C, 66D) extending through the link body. The plurality of apertures may include a first aperture (66A) positioned proximate the first end, a second aperture (66B) unconnected to the first aperture and positioned proximate the second end, and a third aperture (66D) arranged between the first and second apertures. A first gap (76B) may extend between and connect the third and second apertures. The master link may also include a threaded first fastener (60) that is configured to extend through the link body across the third aperture.

No. of Pages : 19 No. of Claims : 10

(12) PATENT APPLICATION PUBLICATION

(21) Application No.202017052183 A

(19) INDIA

(22) Date of filing of Application :30/11/2020

(43) Publication Date : 19/02/2021

(54) Title of the invention : TAIL GAS HEATING WITHIN PSA SURGE TANK

(51) International classification	:C01B0003480000, C01B0003380000, C01B0003560000, C10K0001000000, B01D0053047000	(71) Name of Applicant : 1)PRAXAIR TECHNOLOGY, INC. Address of Applicant :10 Riverview Drive Danbury, CT 06810 U.S.A.
(31) Priority Document No	:16/023374	(72) Name of Inventor :
(32) Priority Date	:29/06/2018	1)DRNEVICH, Raymond, F.
(33) Name of priority country	:U.S.A.	2)KALP, Bryan, S.
(86) International Application No	:PCT/US2019/039426	3)WARTA, Andrew
Filing Date	:27/06/2019	4)RAYBOLD, Troy, M
(87) International Publication No	:WO 2020/006184	
(61) Patent of Addition to Application Number	:NA	
Filing Date	:NA	
(62) Divisional to Application Number	:NA	
Filing Date	:NA	

(57) Abstract :

A method for operating a hydrogen generation system comprising: producing a synthesis gas stream in a steam reformer which has a combustion zone; introducing at least a portion of the synthesis gas stream to a water gas shift reactor; cooling the shifted synthesis gas stream to produce a cooled shifted synthesis gas stream; introducing the cooled shifted synthesis gas stream into a pressure swing adsorption unit, thereby producing a stream of predominantly hydrogen and a tail gas comprising predominantly byproducts; routing said tail gas to one or more surge tank(s) having a heat exchange device disposed therein and indirectly heating said tail gas by passing it over a surface of said heat exchange device inside which a hot fluid is cooled, thereby obtaining a heated tail gas; and routing said heated tail gas to the combustion zone of the reformer.

No. of Pages : 9 No. of Claims : 14

(12) PATENT APPLICATION PUBLICATION

(21) Application No.202017052184 A

(19) INDIA

(22) Date of filing of Application :30/11/2020

(43) Publication Date : 19/02/2021

(54) Title of the invention : METHODS FOR SLOWING DEACTIVATION OF A CATALYST AND/OR SLOWING TETRAPHOSPHINE LIGAND USAGE IN HYDROFORMYLATION PROCESSES

(51) International classification :C07C004550000,
B01J0031240000,
B29C0065480000,
B01J0023520000,
B32B0005020000

(31) Priority Document No :62/677858
(32) Priority Date :30/05/2018
(33) Name of priority country :U.S.A.
(86) International Application No :PCT/US2019/030571
Filing Date :03/05/2019
(87) International Publication No :WO 2019/231610
(61) Patent of Addition to Application Number :NA
Filing Date :NA
(62) Divisional to Application Number :NA
Filing Date :NA

(71)Name of Applicant :
1)DOW TECHNOLOGY INVESTMENTS LLC
Address of Applicant :2020 Dow Center Midland, MI 48674
U.S.A.
(72)Name of Inventor :
1)BRAMMER, Michael A.
2)BECKER, Michael C.
3)FELSTED, II, William N.

(57) Abstract :

The present invention relates to methods for slowing deactivation of a catalyst and/or slowing tetraphosphine ligand usage in a hydroformylation process. In one aspect, a method comprises (a) contacting an olefin with carbon monoxide, hydrogen and a catalyst, the catalyst comprising (A) a transition metal, (B) a tetraphosphine having the structure described herein, and, optionally, (C) a monophosphine having the structure described herein, the contacting conducted in one or more reaction zones and at hydroformylation conditions; and (b) adding additional monophosphine having the structure described herein to a reaction zone.

No. of Pages : 33 No. of Claims : 10

(12) PATENT APPLICATION PUBLICATION

(21) Application No.202017052189 A

(19) INDIA

(22) Date of filing of Application :30/11/2020

(43) Publication Date : 19/02/2021

(54) Title of the invention : UNIMODAL POLYETHYLENE COPOLYMER AND FILM THEREOF

(51) International classification :C08F0210160000,
C08K0003016000,
C30B0011000000,
A61L0027380000,
C08L0023020000

(31) Priority Document No :62/675907

(32) Priority Date :24/05/2018

(33) Name of priority country :U.S.A.

(86) International Application No :PCT/US2019/031233
Filing Date :08/05/2019

(87) International Publication No :WO 2019/226344

(61) Patent of Addition to Application Number :NA
Filing Date :NA

(62) Divisional to Application Number :NA
Filing Date :NA

(71)**Name of Applicant :**
1)UNIVATION TECHNOLOGIES, LLC
Address of Applicant :5555 San Felipe, Suite 1950 Houston,
TX 77056 U.S.A.

(72)**Name of Inventor :**
1)LIU, Bo
2)ZHANG, Yi
3)BAFNA, Ayush A.
4)ALEXANDRE, François
5)GROSS, Kevin R.

(57) Abstract :

A unimodal ethylene-co-1-butene copolymer that, when in melted form at 190 degrees Celsius, is characterized by a unique melt property space defined by combination of shear thinning and melt elasticity properties. A blown film consisting essentially of the unimodal ethylene-co-1-butene copolymer. A method of synthesizing the unimodal ethylene-co-1-butene copolymer. A method of making the blown film. A manufactured article comprising the unimodal ethylene-co-1-butene copolymer.

No. of Pages : 30 No. of Claims : 10

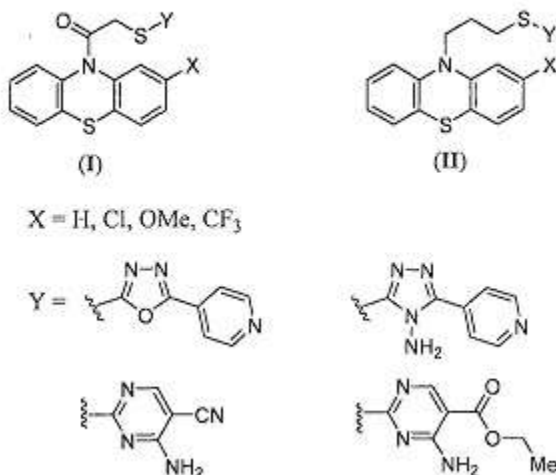
(54) Title of the invention :PHENOTHIAZINE DERIVATIVES AS PERIPHERALLY ACTING CBI RECEPTOR ANTAGONISTS AND THE PROCESS FOR THEIR PREPARATION".

(51) International classification	:A61K0031541500, C07D0403120000, C07D0417140000, C07D0279280000, C07D0417060000	(71)Name of Applicant : 1)YADAV MANGE RAM Address of Applicant :FACULTY OF PHARMACY, KALABHAVAN CAMPUS, THE MAHARAJA SAYAJIRAO UNIVERSITY OF BARODA, VADODARA GUJARAT, INDIA. Gujarat India
(31) Priority Document No	:NA	2)SHARMA MAYANK KUMAR
(32) Priority Date	:NA	3)MURUMKAR PRASHANT
(33) Name of priority country	:NA	(72)Name of Inventor :
(86) International Application No	:NA	1)YADAV MANGE RAM
Filing Date	:NA	2)SHARMA MAYANK KUMAR
(87) International Publication No	: NA	3)MURUMKAR PRASHANT
(61) Patent of Addition to Application Number	:NA	
Filing Date	:NA	
(62) Divisional to Application Number	:NA	
Filing Date	:NA	

(57) Abstract :

The present disclosure relates to a compound of formula (I and II) and their method of preparation thereof. Fig. 1

Figure 1: Compounds of Formulas (I and II)



No. of Pages : 7 No. of Claims : 4

(12) PATENT APPLICATION PUBLICATION

(21) Application No.201921017826 A

(19) INDIA

(22) Date of filing of Application :03/05/2019

(43) Publication Date : 19/02/2021

(54) Title of the invention : A LOW VOLTAGE LED LIGHTING FIXTURE

(51) International classification	:H05B0033080000, H05B0037020000, G01R0019000000, H02M0003156000, H02M0001000000	(71) Name of Applicant : 1)APPLETON GRP LLC Address of Applicant :9377, Higgins Road, Rosemount, IL, 60018, U.S.A U.S.A.
(31) Priority Document No	:NA	(72) Name of Inventor :
(32) Priority Date	:NA	1)GRAFF, Timothy Eugene
(33) Name of priority country	:NA	2)TIKLE, Pankaj Prakashrao
(86) International Application No	:NA	3)TRIPATHI, Ajay
Filing Date	:NA	
(87) International Publication No	: NA	
(61) Patent of Addition to Application Number	:NA	
Filing Date	:NA	
(62) Divisional to Application Number	:NA	
Filing Date	:NA	

(57) Abstract :

The present disclosure relates to the field of low voltage lighting systems and discloses a fixture (200) comprising an array of LEDs (204) and an LED driver circuit (202). The LED driver circuit (202) includes a Switch-mode Power Supply (SMPS) unit (206), a current sensing unit (210), a control unit (208) and a dimming input level shifting and signal conditioning unit (212). The SMPS unit (206) produces an adequate DC power (+VLED, -VLED) for driving the LEDs (204). The control unit (208) receives a sensed current signal from the current sensing unit (210) and controls the SMPS unit (206) to maintain the output current within a pre-determined range. The control unit (208) receives a dimming signal from the dimming unit (212) or an emergency signal from a supply unit (104) to alter the output power of the SMPS unit (206) from normal mode to dimming mode or emergency mode respectively.



No. of Pages : 24 No. of Claims : 18

(12) PATENT APPLICATION PUBLICATION

(21) Application No.201921032518 A

(19) INDIA

(22) Date of filing of Application :12/08/2019

(43) Publication Date : 19/02/2021

(54) Title of the invention : SYSTEM AND METHOD FOR ONLINE PURCHASING IN A WEBSITE

(51) International classification	:G16H0040200000, G09C0001000000, G06Q0030060000, H04N0005330000, H01R0013460000	(71) Name of Applicant : 1)MESBRO TECHNOLOGIES PRIVATE LIMITED Address of Applicant :Flat no C/904, Geomatrix Dev, Plot no 29, Sector 25, Kamothe, Raigarh-410209, Maharashtra, India Maharashtra India
(31) Priority Document No	:NA	(72) Name of Inventor :
(32) Priority Date	:NA	1)Mr. Bhaskar Vijay Ajgaonkar
(33) Name of priority country	:NA	
(86) International Application No	:NA	
Filing Date	:NA	
(87) International Publication No	: NA	
(61) Patent of Addition to Application Number	:NA	
Filing Date	:NA	
(62) Divisional to Application Number	:NA	
Filing Date	:NA	

(57) Abstract :

Methods and systems are disclosed herein with the online interface is achieved through the interface printed with information about the purchase and the encoded data. Coding data may be visible may not be visible, the user can query the data by an appropriate detection means. Detecting means to communicate with a computer system. Interface, detection devices and computer systems together to achieve online purchases through the network.



No. of Pages : 10 No. of Claims : 5

(12) PATENT APPLICATION PUBLICATION

(21) Application No.201921032519 A

(19) INDIA

(22) Date of filing of Application :12/08/2019

(43) Publication Date : 19/02/2021

(54) Title of the invention : SYSTEM AND METHOD FOR PROVIDING COUPON-LESS DISCOUNTS IN A WEBSITE

(51) International classification	:G06Q0030020000, G06Q0020380000, G06Q0030040000, G06Q0050000000, G06Q0020400000	(71) Name of Applicant : 1)MESBRO TECHNOLOGIES PRIVATE LIMITED Address of Applicant :Flat no C/904, Geomatrix Dev, Plot no 29, Sector 25, Kamothe, Raigarh-410209, Maharashtra, India Maharashtra India
(31) Priority Document No	:NA	(72) Name of Inventor :
(32) Priority Date	:NA	1)Mr. Bhaskar Vijay Ajgaonkar
(33) Name of priority country	:NA	
(86) International Application No	:NA	
Filing Date	:NA	
(87) International Publication No	: NA	
(61) Patent of Addition to Application Number	:NA	
Filing Date	:NA	
(62) Divisional to Application Number	:NA	
Filing Date	:NA	

(57) Abstract :

The systems and methods provide an offer to a user that may be accepted by the user through an action by the user is disclosed. The action may be, for example, a broadcast through a social media channel. The parameters of the offer may define that the broadcast comprise an offer identifier and may require that a user take subsequent action to fulfill the offer. The systems and methods may also be configured to monitor one or more broadcast channels, identify the source of a broadcast, identify transaction accounts associated with the source, evaluate transaction data associated with the transaction account, and provide benefits to the source and/or the transaction account.



No. of Pages : 12 No. of Claims : 5

(12) PATENT APPLICATION PUBLICATION

(21) Application No.201921032520 A

(19) INDIA

(22) Date of filing of Application :12/08/2019

(43) Publication Date : 19/02/2021

(54) Title of the invention : SYSTEM AND METHOD FOR APPLYING WEB BROWSER FOR PROMOTIONAL ADVERTISEMENT

(51) International classification	:G06Q0030020000, G06F0021410000, G06F0016955000, G06F0016000000, H04L0009080000	(71) Name of Applicant : 1)MESBRO TECHNOLOGIES PRIVATE LIMITED Address of Applicant :Flat no C/904, Geomatrix Dev, Plot no 29, Sector 25, Kamothe, Raigarh-410209, Maharashtra, India Maharashtra India
(31) Priority Document No	:NA	(72) Name of Inventor :
(32) Priority Date	:NA	1)Mr. Bhaskar Vijay Ajgaonkar
(33) Name of priority country	:NA	
(86) International Application No	:NA	
Filing Date	:NA	
(87) International Publication No	: NA	
(61) Patent of Addition to Application Number	:NA	
Filing Date	:NA	
(62) Divisional to Application Number	:NA	
Filing Date	:NA	

(57) Abstract :

A computer-implemented system including a memory, a storage device and a processing unit, the memory storing a set of instructions, which, when executed by the processing unit cause the processing unit to perform a method for displaying promotional materials to a user using a browser executing on a client computer. The method involves determining websites in a browsing history of the browser; sending a request to one or more internet resources, the requests being related to the determined websites; receiving the promotional materials from the one or more internet resources in response to the request; associating the received promotional materials with the websites in the browsing history of the browser; and displaying websites in the browsing history of the browser together with the associated promotional materials.



No. of Pages : 3 No. of Claims : 5

(12) PATENT APPLICATION PUBLICATION

(21) Application No.201921032521 A

(19) INDIA

(22) Date of filing of Application :12/08/2019

(43) Publication Date : 19/02/2021

(54) Title of the invention : SYSTEM AND METHOD FOR INTEGRATED ELECTRONIC SHOPPING CART IN A WEBSITE •

(51) International classification	:G06Q0030060000, G06F0016958000, G06F0021410000, G06F0015173000, G06Q0030020000	(71) Name of Applicant : 1)MESBRO TECHNOLOGIES PRIVATE LIMITED Address of Applicant :Flat no C/904, Geomatrix Dev, Plot no 29, Sector 25, Kamothe, Raigarh-410209, Maharashtra, India Maharashtra India
(31) Priority Document No	:NA	(72) Name of Inventor :
(32) Priority Date	:NA	1)Mr. Bhaskar Vijay Ajgaonkar
(33) Name of priority country	:NA	
(86) International Application No	:NA	
Filing Date	:NA	
(87) International Publication No	: NA	
(61) Patent of Addition to Application Number	:NA	
Filing Date	:NA	
(62) Divisional to Application Number	:NA	
Filing Date	:NA	

(57) Abstract :

A framework for integrating this functionality enables the first website to integrate with affiliated websites so that an increased number of users may access the first website since the proprietor of the first website may offer various products/services from a multitude of different affiliated websites, for example by providing URL links to the affiliated websites that a user may access in order to select items from the affiliated websites. These items can be integrated into the shopping cart at the first website and purchased with a single transaction. Increased user traffic is expected at the first website since a user's shopping interests can be fulfilled at a single website.



No. of Pages : 11 No. of Claims : 5

(12) PATENT APPLICATION PUBLICATION

(21) Application No.201921032522 A

(19) INDIA

(22) Date of filing of Application :12/08/2019

(43) Publication Date : 19/02/2021

(54) Title of the invention : SYSTEM AND METHOD FOR EXPANDING COMMERCIAL OPPORTUNITIES FOR INTERNET WEBSITES THROUGH MARKETING

(51) International classification	:G06Q0030020000, G06Q0030060000, A61Q0005000000, G06F0017220000, C07K0014520000	(71) Name of Applicant : 1)MESBRO TECHNOLOGIES PRIVATE LIMITED Address of Applicant :Flat no C/904, Geomatrix Dev, Plot no 29, Sector 25, Kamothe, Raigarh-410209, Maharashtra, India Maharashtra India
(31) Priority Document No	:NA	(72) Name of Inventor :
(32) Priority Date	:NA	1)Mr. Bhaskar Vijay Ajgaonkar
(33) Name of priority country	:NA	
(86) International Application No	:NA	
Filing Date	:NA	
(87) International Publication No	: NA	
(61) Patent of Addition to Application Number	:NA	
Filing Date	:NA	
(62) Divisional to Application Number	:NA	
Filing Date	:NA	

(57) Abstract :

An e-commerce outsourcing system and method provides hosts with transparent, context-sensitive e-commerce supported pages. The look and feel of a target host is captured for future use. The host is provided with one or more links for inclusion within a page on the host website that correlates with a selected commerce object, which may be contextually related to material in the page. The commerce object can be a product, a product category, or a dynamic selection indicator. Upon activation of the provided link, a visitor computer is served with a page with the look and feel of the host website and with content based upon the associated commerce object. Where the commerce object is a dynamic selection indicator, the content is selected at the time of activation based upon an analysis of the page containing activated link.

No. of Pages : 11 No. of Claims : 5

(12) PATENT APPLICATION PUBLICATION

(21) Application No.201921032523 A

(19) INDIA

(22) Date of filing of Application :12/08/2019

(43) Publication Date : 19/02/2021

(54) Title of the invention : SYSTEM AND METHOD FOR ELABORATING INFORMATION IN A WEBSITE

(51) International classification	:G06F0016245500, G06F0016954000, D06F0039000000, G06F0016435000, G06F0008710000	(71) Name of Applicant : 1)MESBRO TECHNOLOGIES PRIVATE LIMITED Address of Applicant :Flat no C/904, Geomatrix Dev, Plot no 29, Sector 25, Kamothe, Raigarh-410209, Maharashtra, India Maharashtra India
(31) Priority Document No	:NA	(72) Name of Inventor :
(32) Priority Date	:NA	1)Mr. Bhaskar Vijay Ajgaonkar
(33) Name of priority country	:NA	
(86) International Application No	:NA	
Filing Date	:NA	
(87) International Publication No	: NA	
(61) Patent of Addition to Application Number:	:NA	
Filing Date	:NA	
(62) Divisional to Application Number	:NA	
Filing Date	:NA	

(57) Abstract :

Information regarding the structure of information in a content database is maintained in a structure database is disclosed. The structure database is used to correlate the data structure of a query to the structure of the content database, in order to determine that information in the content database which needs to be provided to a searcher in response to the query. In one embodiment, this search method is used in an online forum, and the forum maintains a reputation score for users with respect to given subject matter. The reputation score is dependent upon the quality of a user's participation in the forum. A user's reputation score depends upon the evaluation by others of information he posts and upon the user evaluating information posted by others.



No. of Pages : 12 No. of Claims : 5

(12) PATENT APPLICATION PUBLICATION

(21) Application No.201921032524 A

(19) INDIA

(22) Date of filing of Application :12/08/2019

(43) Publication Date : 19/02/2021

(54) Title of the invention : SYSTEM AND METHOD FOR CREATING AND MARKETING VIDEO E-MAIL TO AN INTELLIGENT SERVER

(51) International classification	:H04L0029060000, G09G0005360000, H04L0029080000, H04N0007180000, G06F0017210000	(71) Name of Applicant : 1)MESBRO TECHNOLOGIES PRIVATE LIMITED Address of Applicant :Flat no C/904, Geomatrix Dev, Plot no 29, Sector 25, Kamothe, Raigarh-410209, Maharashtra, India Maharashtra India
(31) Priority Document No	:NA	(72) Name of Inventor :
(32) Priority Date	:NA	1)Mr. Bhaskar Vijay Ajsaonkar
(33) Name of priority country	:NA	
(86) International Application No	:NA	
Filing Date	:NA	
(87) International Publication No	: NA	
(61) Patent of Addition to Application Number	:NA	
Filing Date	:NA	
(62) Divisional to Application Number	:NA	
Filing Date	:NA	

(57) Abstract :

A method and method for creating and sending video emails containing video and graphics, and optionally text, animation, sound, attachments and links. The graphics are produced as an image on the computer screen and the video plays in a defined location on the computer screen within, preferably, or without the image. An intelligent video streaming server stores the video emails and sends them when instructed.



No. of Pages : 8 No. of Claims : 6

(54) Title of the invention : A METHOD AND AN APPARATUS FOR DISPENSING LNG AS FUEL.

(51) International classification	:G01F0001840000, F16L0055100000, F17C0005000000, B67D0001080000, B67D0007040000	(71) Name of Applicant : 1)Inox India Pvt. Ltd. Address of Applicant :9th Floor, K P Platina, Race Course, Vadodara, Gujarat, India- 390007. Gujarat India
(31) Priority Document No	:NA	(72) Name of Inventor :
(32) Priority Date	:NA	1)Mr. Animesh Kumar Jha
(33) Name of priority country	:NA	2)Mr. Mayank Gupta
(86) International Application No	:NA	3)Mr. Niraj Patel
Filing Date	:NA	
(87) International Publication No	: NA	
(61) Patent of Addition to Application Number:	NA	
Filing Date	:NA	
(62) Divisional to Application Number	:NA	
Filing Date	:NA	

(57) Abstract :

ABSTRACT: A method and an apparatus for dispensing LNG as fuel comprises a fully automated easy, reliable and safe to operate LNG dispensing system to fuel the LNG powered vehicle. It can be used to dispense both the cold or saturated LNG to the vehicleTMs fuel tank. The dispenser is designed to dispense LNG at required temperature and pressure only; i.e. only homogeneous phase of liquid will be dispensed. Entire filling circuit is pre-cooled prior to every filling operation to avoid the formation of dual phase liquid. The delivery pressure of liquid is maintained by Pump with VFD (not a part of dispenser) within the set range, beyond which the delivery is not allowed. The dispenser includes two numbers of coriolis mass flow meter in filling as well as in return line to give the most accurate measurement of liquid being dispensed. The dispenser consists of quick connect quick disconnect nozzles with independent shut off valve which prevent the LNG flow in case of force separation. The dispenser is also equipped with breakaway coupling at both the filling and vent line to prevent or minimize the spillage of LNG in case of unintended disconnection during filling operation. [Figure 1]



No. of Pages : 32 No. of Claims : 20

(12) PATENT APPLICATION PUBLICATION

(21) Application No.201921032548 A

(19) INDIA

(22) Date of filing of Application :12/08/2019

(43) Publication Date : 19/02/2021

(54) Title of the invention : PROCESS FOR PREPARATION OF GRAPIPRANT •

(51) International classification	:H01M0010440000, G11B0017049000, G03G0015080000, A24D0003060000, B65D0006220000	(71) Name of Applicant : 1)CADILA HEALTHCARE LIMITED Address of Applicant :Zydus Corporate Park, Scheme No. 63, Survey No. 536, Khoraj (Gandhinagar), Nr. Vaishnodevi Circle, Sarkhej Gandhinagar Highway, Ahmedabad 382481, Gujarat, India Gujarat India
(31) Priority Document No	:NA	(72) Name of Inventor :
(32) Priority Date	:NA	1)SINGH, Kumar Kamlesh
(33) Name of priority country	:NA	2)GAJERA, Jitendra Maganbhai
(86) International Application No	:NA	3)CHUNDAVAT, Sumer Singh
Filing Date	:NA	4)PATEL, Dipak Ambalal
(87) International Publication No	: NA	
(61) Patent of Addition to Application	:NA	
Number	:NA	
Filing Date	:NA	
(62) Divisional to Application Number	:NA	
Filing Date	:NA	

(57) Abstract :

ABSTRACT PROCESS FOR PREPARATION OF GRAPIPRANT • The present invention provides a process for the preparation of grapiprant and intermediates thereof. The present invention also provides a composition comprising grapiprant having a purity 98% or more and compounds of Formula (A), (B), (C) and (D) in an amount of 0.5 or less. The invention further provides an amorphous form of grapiprant and process for preparation thereof.

No. of Pages : 34 No. of Claims : 20

(12) PATENT APPLICATION PUBLICATION

(21) Application No.201921032705 A

(19) INDIA

(22) Date of filing of Application :13/08/2019

(43) Publication Date : 19/02/2021

(54) Title of the invention : METHOD FOR SINTERING OF AN OPTICAL FIBRE PREFORM

(51) International classification	:C03B0037012000, C03B0037014000, C03B0037027000, G02B0006440000, G01N0021410000	(71) Name of Applicant : 1)Sterlite Technologies Limited Address of Applicant :House No. Street E-1, E-2, E-3 Bajaj Nagar MIDC Waluj, City Aurangabad State Maharashtra Country India Pin code 431136 Maharashtra India
(31) Priority Document No	:NA	(72) Name of Inventor :
(32) Priority Date	:NA	1)Shubhanshu Agarwal
(33) Name of priority country	:NA	2)Chitra D
(86) International Application No	:NA	3)Janarthanan Balakrishnan
Filing Date	:NA	4)Hima Harode
(87) International Publication No	: NA	
(61) Patent of Addition to Application Number	:NA	
Filing Date	:NA	
(62) Divisional to Application Number	:NA	
Filing Date	:NA	

(57) Abstract :

ABSTRACT METHOD FOR SINTERING OF AN OPTICAL FIBRE PREFORM The present disclosure provides a method for sintering of an optical fibre preform (106). The method includes preheating of the optical fibre preform (106) in a sintering chamber (104). In addition, the method includes first downfeeding of the optical fibre preform (106) into a sintering furnace (110) in presence of helium gas and chlorine gas. The first downfeeding of the optical fibre preform (106) facilitates sintering of an outer layer of the optical fibre preform (106). Further, the method includes pulling out the optical fibre preform from the sintering furnace in presence of chlorine gas and at least one of nitrogen gas and helium gas. Further, the method includes second down feeding of the optical fibre preform (106) in the sintering furnace (104) in presence of nitrogen gas and chlorine gas. The second downfeeding of the optical fibre preform (106) facilitates sintering of the optical fibre preform (106). FIG. 1



No. of Pages : 16 No. of Claims : 8

(12) PATENT APPLICATION PUBLICATION

(21) Application No.201921032706 A

(19) INDIA

(22) Date of filing of Application :13/08/2019

(43) Publication Date : 19/02/2021

(54) Title of the invention : METHOD FOR SINTERING OF OPTICAL FIBRE PREFORM

(51) International classification :C03B0037014000,
C03B0037012000,
C03B0037018000,
C03B0019060000,
G01N0021410000

(31) Priority Document No :NA
(32) Priority Date :NA
(33) Name of priority country :NA
(86) International Application No :NA
Filing Date :NA
(87) International Publication No : NA
(61) Patent of Addition to Application Number :NA
Filing Date :NA
(62) Divisional to Application Number :NA
Filing Date :NA

(71)**Name of Applicant :**
1)Sterlite Technologies Limited
Address of Applicant :House No. Street E-1, E-2, E-3 Bajaj
Nagar MIDC Waluj, City Aurangabad State Maharashtra Country
India Pin code 431136 Maharashtra India

(72)**Name of Inventor :**
1)Hima Harode
2)Rahul Prasad
3)Shubhanshu Agarwal

(57) Abstract :

ABSTRACT METHOD FOR SINTERING OF OPTICAL FIBRE PREFORM The present disclosure provides a method for sintering of an optical fibre preform. The method includes manufacturing of the optical fibre preform. In addition, the method includes drying and sintering of the optical fibre preform. In addition, drying and sintering of the optical fibre preform results into a sintered optical fibre preform. Further, the method includes preparation of a glass rod from the sintered optical fibre preform. Furthermore, the method includes insertion of the glass rod into a centreline hole of the silica soot preform. The centreline hole is created by removing mandrel from the silica soot preform. Moreover, the method includes drying and sintering of the silica soot preform. Also, drying and sintering of the silica soot results into a sintered silica soot preform. Also, the method includes drawing of a rod from the sintered silica soot preform.

No. of Pages : 17 No. of Claims : 10

(12) PATENT APPLICATION PUBLICATION

(21) Application No.201921032707 A

(19) INDIA

(22) Date of filing of Application :13/08/2019

(43) Publication Date : 19/02/2021

(54) Title of the invention : METHOD FOR FABRICATION OF GLASS PREFORM

(51) International classification :C03B0037014000,
C08J0003200000,
B22F0003100000,
C03B0019060000,
C03B0019140000

(31) Priority Document No :NA
(32) Priority Date :NA
(33) Name of priority country :NA
(86) International Application No :NA
Filing Date :NA
(87) International Publication No : NA
(61) Patent of Addition to Application Number :NA
Filing Date :NA
(62) Divisional to Application Number :NA
Filing Date :NA

(71)**Name of Applicant :**
1)Sterlite Technologies Limited
Address of Applicant :House No. Street E-1, E-2, E-3 Bajaj
Nagar MIDC Waluj, City Aurangabad State Maharashtra Country
India Pin code 431136 Maharashtra India

(72)**Name of Inventor :**
1)Sandeep Gaikwad
2)Badri Gomatam
3)Anand Pandey

(57) Abstract :

The present disclosure provides a method for fabrication of a glass preform (130). The method includes production of soot particles (116) in a combustion chamber (106) using a precursor material. The heating of the precursor material produces the soot particles (116) along with one or more impurities. In addition, the method includes agglomeration of the soot particles (116). Further, the method includes separation of the soot particles (116) from the one or more impurities. Also, the separation of the soot particles (116) is performed in a cyclone separator (112). Furthermore, the method includes collection of the soot particles (116). Also, the soot particles (116) are compacted with facilitation of a preform compaction chamber (120). Also, the compacted preform (124) is sintered with facilitation of a sintering furnace (130). The compaction of the soot particles (116) followed by sintering results in formation of the glass preform (128).

No. of Pages : 0 No. of Claims : 0

(12) PATENT APPLICATION PUBLICATION

(21) Application No.201921032737 A

(19) INDIA

(22) Date of filing of Application :13/08/2019

(43) Publication Date : 19/02/2021

(54) Title of the invention : ANOMALY DETECTION SYSTEM AND METHOD THEREOF FOR DIAGNOSING PLANT ANOMALIES

(51) International classification	:G05B0023020000, B05B0001300000, H04W0072080000, G07C0005080000, G06Q0010000000	(71) Name of Applicant : 1)thyssenkrupp Industries India Pvt. Ltd. Address of Applicant :154-C, Mittal Tower 15th Floor, 210 Nariman Point, Mumbai 400021 Maharashtra India 2)thyssenkrupp AG
(31) Priority Document No	:NA	(72) Name of Inventor :
(32) Priority Date	:NA	1)Sakhardande Yashwant
(33) Name of priority country	:NA	2)Sagane Sunil
(86) International Application No	:NA	3)Deoskar Anil
Filing Date	:NA	4)Wei Sophie Ruoshan
(87) International Publication No	: NA	
(61) Patent of Addition to Application Number	:NA	
Filing Date	:NA	
(62) Divisional to Application Number	:NA	
Filing Date	:NA	

(57) Abstract :

Embodiments herein provides anomaly detection system (1000) and method thereof for diagnosing plant anomalies. The method comprises monitoring health parameters of each of the Cane Sugar Plant Milling section equipmentTMs during operation, measure and record an amount of wear of wear parts of each of the preparatory devices during the plant stoppage. Further, the method comprises determining a correlation between the health parameters of each of the Cane Sugar Plant Milling section equipmentTMs with the amount of the wear of the wear parts of each of the preparatory devices, and detecting at least one anomaly associated with at least one of the Cane Sugar Plant Milling section equipmentTMs based on the correlation. Furthermore, the method comprises predicting a time at which at least one of the wear part of at least one of the cane preparatory device needs to be replaced based on the at least one detected anomaly. Figures 1 and 4



No. of Pages : 23 No. of Claims : 10

(12) PATENT APPLICATION PUBLICATION

(21) Application No.201921032758 A

(19) INDIA

(22) Date of filing of Application :13/08/2019

(43) Publication Date : 19/02/2021

(54) Title of the invention : SYSTEM FOR MANUFACTURING FUMED SILICA PARTICLES

(51) International classification	:A61B0017000000, C01B0033180000, B01J0019260000, B64D0033020000, B01F0003020000	(71) Name of Applicant : 1)Sterlite Technologies Limited Address of Applicant :E-1, E-2, E-3 MIDC Waluj Aurangabad Maharashtra India 431136 Maharashtra India
(31) Priority Document No	:NA	(72) Name of Inventor :
(32) Priority Date	:NA	1)Sandeep Gaikwad
(33) Name of priority country	:NA	2)Badri Gomatam
(86) International Application No	:NA	3)Ranjith Balakrishnan
Filing Date	:NA	
(87) International Publication No	: NA	
(61) Patent of Addition to Application Number	:NA	
Filing Date	:NA	
(62) Divisional to Application Number	:NA	
Filing Date	:NA	

(57) Abstract :

ABSTRACT SYSTEM FOR MANUFACTURING FUMED SILICA PARTICLES The present disclosure provides a system (100) for generating fumed silica particles for manufacturing of an optical fibre preform. The system (100) includes a generator (102) and a plurality of inlets connected with the generator (102). The generator (102) includes a plurality of burners (112). The plurality of inlets include a first inlet (104), a second inlet (106), a third inlet (108) and a fourth inlet (110). The first inlet (104) provides passage for flow of a precursor material to the generator (102). The second inlet (106) provides passage for flow of a first gas to the generator (102). The third inlet (108) provides passage for flow of a second gas to the generator (102). The fourth inlet (110) provides passage for flow of a carrier gas to the generator (102). The plurality of burners (112) enables a chemical reaction between the precursor material, the first gas and the second gas that facilitates generation of the fumed silica particles. FIG. 1



No. of Pages : 27 No. of Claims : 9

(12) PATENT APPLICATION PUBLICATION

(21) Application No.201921032781 A

(19) INDIA

(22) Date of filing of Application :13/08/2019

(43) Publication Date : 19/02/2021

(54) Title of the invention : SYSTEM AND METHOD FOR PERFORMING SEPARATION AND DEHYDROXYLATION OF FUMED SILICA SOOT PARTICLES

(51) International classification	:B04C0009000000, C08L0077000000, B01D0050000000, C08L0077060000, B04C0005230000	(71) Name of Applicant : 1)Sterlite Technologies Limited Address of Applicant :E-1, E-2, E-3 MIDC Waluj Aurangabad Maharashtra India 431136 Maharashtra India
(31) Priority Document No	:NA	(72) Name of Inventor :
(32) Priority Date	:NA	1)Sandeep Gaikwad
(33) Name of priority country	:NA	2)Shivi Dixit
(86) International Application No	:NA	3)Badri Gomatam
Filing Date	:NA	
(87) International Publication No	: NA	
(61) Patent of Addition to Application Number	:NA	
Filing Date	:NA	
(62) Divisional to Application Number	:NA	
Filing Date	:NA	

(57) Abstract :

ABSTRACT SYSTEM AND METHOD FOR PERFORMING SEPARATION AND DEHYDROXYLATION OF FUMED SILICA SOOT PARTICLES The present disclosure provides a separator system (100) for performing separation and dehydroxylation of fumed silica particles. The separator system (100) includes a first inlet (102), a second inlet (104), a main body (106), a first outlet (108) and a second outlet (110). The first inlet (102) collects a primary feed of fumed silica particles from a gaseous stream into a double entry cyclone. The second inlet (104) collects a secondary feed of chlorine gas into the double entry cyclone. The main body (106) of the double entry cyclone is utilized in treating the primary feed and the secondary feed along with heat inside the double entry cyclone. Furthermore, the first outlet (108) is utilized for releasing the dehydrated fumed silica particles and the second outlet (110) is utilized for releasing the water molecules and other gases. FIG. 1

No. of Pages : 27 No. of Claims : 9

(12) PATENT APPLICATION PUBLICATION

(21) Application No.201921032791 A

(19) INDIA

(22) Date of filing of Application :13/08/2019

(43) Publication Date : 19/02/2021

(54) Title of the invention : SYSTEM AND METHOD FOR ASSESSING THE RISK OF PREDIABETES

(51) International classification	:H01M0010440000, G11B0017049000, G03G0015080000, A24D0003060000, B65D0006220000	(71) Name of Applicant : 1)Tata Consultancy Services Limited Address of Applicant :Nirmal Building, 9th Floor, Nariman Point Mumbai - 400021 Maharashtra, India Maharashtra India
(31) Priority Document No	:NA	(72) Name of Inventor :
(32) Priority Date	:NA	1)MANDE, Sharmila Shekhar
(33) Name of priority country	:NA	2)BOSE, Tungadri
(86) International Application No	:NA	3)BHAR, Subhrajit
Filing Date	:NA	4)DUTTA, Anirban
(87) International Publication No	: NA	5)PINNA, Nishal Kumar
(61) Patent of Addition to Application Number	:NA	
Filing Date	:NA	
(62) Divisional to Application Number	:NA	
Filing Date	:NA	

(57) Abstract :

Prediabetes is an intermediary physiological condition (in between healthy and diabetic states) which may be reversed through timely intervention. A system and method for assessing the risk of prediabetes in a person has been provided. The system 100 is configured to assess individuals to check the absence or presence of prediabetic symptoms, by quantifying the abundance of sensory proteins in their microbiome. The invention relates to a defined methodology that involves assessment and categorization of the person into healthy and prediabetic based on the abundance of sensory proteins in the sample collected from the faeces of the person. The systems and methods further describe microbiota based therapeutics for treatment/ management of prediabetes through generating a therapeutic model and administering a consortium of healthy microbes which could modulate the disease microbiome composition towards a healthy equilibrium. To be published with FIG. 1



No. of Pages : 34 No. of Claims : 10

(12) PATENT APPLICATION PUBLICATION

(21) Application No.201921032792 A

(19) INDIA

(22) Date of filing of Application :13/08/2019

(43) Publication Date : 19/02/2021

(54) Title of the invention : SYSTEM AND METHOD FOR ASSESSING THE RISK OF SCHIZOPHRENIA

(51) International classification	:H01M0010440000, G11B0017049000, G03G0015080000, A24D0003060000, B65D0006220000	(71) Name of Applicant : 1)Tata Consultancy Services Limited Address of Applicant :Nirmal Building, 9th Floor, Nariman Point Mumbai - 400021 Maharashtra, India Maharashtra India
(31) Priority Document No	:NA	(72) Name of Inventor :
(32) Priority Date	:NA	1)MANDE, Sharmila Shekhar
(33) Name of priority country	:NA	2)BOSE, Tungadri
(86) International Application No	:NA	3)BHAR, Subhrajit
Filing Date	:NA	4)SINGH, Rashmi
(87) International Publication No	: NA	5)PINNA, Nishal Kumar
(61) Patent of Addition to Application Number	:NA	
Filing Date	:NA	
(62) Divisional to Application Number	:NA	
Filing Date	:NA	

(57) Abstract :

ABSTRACT SYSTEM AND METHOD FOR ASSESSING THE RISK OF SCHIZOPHRENIA Schizophrenia is a chronic and severe psychiatric disorder that affects how a person thinks, feels, and behaves. If Schizophrenia is diagnosed early, most symptoms of Schizophrenia can be managed with appropriate medical interventions. A system and method for assessing the risk of Schizophrenia in a person has been provided. The system is configured to assess individuals to check the presence or absence of Schizophrenia, by quantifying the abundance of sensory proteins in their microbiome. The disclosure relates to a defined methodology that involves assessment and categorization of the person into healthy and schizophrenic based on the abundance of sensory proteins in the microbiome. The systems and methods further describe microbiota based therapeutics for management of Schizophrenia through generating a therapeutic model and administering a consortium of healthy microbes which could modulate the disease microbiome composition towards a healthy equilibrium. To be published with FIG. 1



No. of Pages : 33 No. of Claims : 10

(12) PATENT APPLICATION PUBLICATION

(21) Application No.201921032793 A

(19) INDIA

(22) Date of filing of Application :13/08/2019

(43) Publication Date : 19/02/2021

(54) Title of the invention : SYSTEM AND METHOD FOR ASSESSING THE RISK OF COLORECTAL CANCER

(51) International classification :H01M0010440000,
G11B0017049000,
G03G0015080000,
A24D0003060000,
B65D0006220000

(31) Priority Document No :NA
(32) Priority Date :NA
(33) Name of priority country :NA
(86) International Application No :NA
Filing Date :NA
(87) International Publication No : NA
(61) Patent of Addition to Application
Number :NA
Filing Date :NA
(62) Divisional to Application Number :NA
Filing Date :NA

(71)Name of Applicant :

1)Tata Consultancy Services Limited

Address of Applicant :Nirmal Building, 9th Floor, Nariman
Point Mumbai - 400021 Maharashtra, India Maharashtra India

(72)Name of Inventor :

1)MANDE, Sharmila Shekhar

2)BOSE, Tungadri

3)BHAR, Subhrajit

4)DUTTA, Anirban

5)SINGH, Rashmi

(57) Abstract :

ABSTRACT SYSTEM AND METHOD FOR ASSESSING THE RISK OF COLORECTAL CANCER Colorectal cancer is a severe disease, if not assessed properly, it may lead to the death of an individual. A system and method for assessing the risk of colorectal cancer has been provided. The system is configured to assess individuals to check the risk of presence of colorectal cancer (CRC) and/or adenomatous (colonic/ rectal) polyps, by quantifying the abundance of sensory proteins in their gut microbiome. The system further categorizes the person into one of healthy, adenoma and cancerous categories based on the nature and abundance of sensory proteins in the gut microbiome. The system further describes microbiota based therapeutics for treatment of the person with colorectal adenoma and/or cancer through administration of at least one of a consortium of healthy microbes, antibiotic drugs and pre-/ pro-/ syn-/ post-biotic compounds or fecal microbiome transplant which could modulate the disease microbiome composition towards a healthy equilibrium. To be published with FIG. 1



No. of Pages : 38 No. of Claims : 13

(12) PATENT APPLICATION PUBLICATION

(21) Application No.201921032801 A

(19) INDIA

(22) Date of filing of Application :13/08/2019

(43) Publication Date : 19/02/2021

(54) Title of the invention : METHOD FOR MANUFACTURING OF OPTICAL FIBRE PREFORM

(51) International classification	:C03B0037027000, C03B0037018000, H01F0041020000, B29D0011000000, C03B0037012000	(71) Name of Applicant : 1)Sterlite Technologies Limited Address of Applicant :E-1, E-2, E-3 MIDC Waluj Aurangabad Maharashtra India 431136 Maharashtra India
(31) Priority Document No	:NA	(72) Name of Inventor :
(32) Priority Date	:NA	1)Sandeep Gaikwad
(33) Name of priority country	:NA	2)Saurabh Kapoor
(86) International Application No	:NA	3)Badri Gomatam
Filing Date	:NA	
(87) International Publication No	: NA	
(61) Patent of Addition to Application Number	:NA	
Filing Date	:NA	
(62) Divisional to Application Number	:NA	
Filing Date	:NA	

(57) Abstract :

ABSTRACT METHOD FOR MANUFACTURING OF OPTICAL FIBRE PREFORM The present disclosure provides a method for manufacturing of an optical fibre preform (108). The method includes a first step of compacting silica particles (102) using a pressing die (114) and a punching machine (112). The silica particles (102) are loaded into a cavity of the pressing die (114) surrounding a cylindrical rod (116). The silica particles (102) are compacted to form compact object with a predefined shape. The method includes another step of sintering the compacted object with the cylindrical rod (116) to form the optical fibre preform (108). The sintering of the compacted object is performed in a gaseous environment. The method facilitates the manufacturing of the optical fibre preform (108) that is cone free for the reduction of material loss during manufacturing of the optical fibre preform (108).



No. of Pages : 23 No. of Claims : 9

(12) PATENT APPLICATION PUBLICATION

(21) Application No.201921032805 A

(19) INDIA

(22) Date of filing of Application :13/08/2019

(43) Publication Date : 19/02/2021

(54) Title of the invention : SLIDABLE VEHICLE SEAT SYSTEM AND METHOD THEREOF

(51) International classification	:A63B0021068000, A63B0022000000, A63B0021008000, B62D0033060000, B60N0003000000	(71) Name of Applicant : 1)Pinnacle Industries Ltd. Address of Applicant :Plot No. 26, Yashwant Ghatge Nagar, Co-Operative Housing Society, Yashwant Nagar, Range Hills Road, Pune, Maharashtra-411007 Maharashtra India
(31) Priority Document No	:NA	(72) Name of Inventor :
(32) Priority Date	:NA	1)MEHTA, Sudhir
(33) Name of priority country	:NA	2)NAIKWADI, Rajeev
(86) International Application No	:NA	
Filing Date	:NA	
(87) International Publication No	: NA	
(61) Patent of Addition to Application Number	:NA	
Filing Date	:NA	
(62) Divisional to Application Number	:NA	
Filing Date	:NA	

(57) Abstract :

Disclosed herein a system and method for horizontal slidable seat arrangement for a vehicle. The system comprises of a base frame fixedly mounted to the vehicle and a platform sandwiched between the base frame and seat frame which is having a plate configured as a central cantilever beam having plurality of holes and two limbs, wherein said platform is slidably mounted on to the base frame configured to slide horizontally.



No. of Pages : 15 No. of Claims : 12

(12) PATENT APPLICATION PUBLICATION

(21) Application No.201921032808 A

(19) INDIA

(22) Date of filing of Application :13/08/2019

(43) Publication Date : 19/02/2021

(54) Title of the invention : METHOD FOR FABRICATION OF OPTICAL FIBRE SOOT PREFORM

(51) International classification	:C03B0037014000, C12N0015100000, C08K0003360000, C09C0001300000, C03B0037012000	(71) Name of Applicant : 1)Sterlite Technologies Limited Address of Applicant :E-1, E-2, E-3 MIDC Waluj Aurangabad Maharashtra India 431136 Maharashtra India
(31) Priority Document No	:NA	(72) Name of Inventor :
(32) Priority Date	:NA	1)Sandeep Gaikwad
(33) Name of priority country	:NA	2)Badri Gomatam
(86) International Application No	:NA	3)Anand Pandey
Filing Date	:NA	
(87) International Publication No	: NA	
(61) Patent of Addition to Application Number	:NA	
Filing Date	:NA	
(62) Divisional to Application Number	:NA	
Filing Date	:NA	

(57) Abstract :

The present disclosure provides a method for fabrication of an optical fibre soot preform (122). The method includes production of silicon dioxide particles (108) along with waste particulates. The silicon dioxide particles (108) are produced using a precursor material in a combustion chamber 10 (102). In addition, the method includes cooling of the silicon dioxide particles (108). Further, the method includes agglomeration of the silicon dioxide particles (108). Furthermore, the method includes separation of the waste particulates from the silicon dioxide particles (108). Moreover, the method includes dehydration of the silicon dioxide particles (108). Also, 15 the method includes compaction of the silicon dioxide particles (108). The compaction of the silicon dioxide particles (108) facilitates fabrication of the optical fibre soot preform (122)

No. of Pages : 0 No. of Claims : 0

(12) PATENT APPLICATION PUBLICATION

(21) Application No.201921032809 A

(19) INDIA

(22) Date of filing of Application :13/08/2019

(43) Publication Date : 19/02/2021

(54) Title of the invention : SWIFT HOIST AND OPERATING MODES THEROF

(51) International classification	:H01J0049420000, H01J0049160000, H02M0003158000, H01S0003115000, G11B0019120000	(71) Name of Applicant : 1)BILLA, Satish Ramkrishna Address of Applicant :Mumbai-Pune Road, Thane - 400602, Maharashtra, India Maharashtra India
(31) Priority Document No	:NA	(72) Name of Inventor : 1)BILLA, Satish Ramkrishna
(32) Priority Date	:NA	
(33) Name of priority country	:NA	
(86) International Application No	:NA	
Filing Date	:NA	
(87) International Publication No	: NA	
(61) Patent of Addition to Application Number	:NA	
Filing Date	:NA	
(62) Divisional to Application Number	:NA	
Filing Date	:NA	

(57) Abstract :

SWIFT HOIST AND OPERATING MODES THEROF Abstract The invention provides a material handling device or a hoist to lift and lower a load or to move a load from one place to another with different operating modes with a provision of variable speeds to suit lifting / moving of different loads. The invention also provides a hoist capable of picking load from and dropping load at different heights in a manual operation mode as well as in a manual operation assisted by set program mode. The said hoist with different load attachments is ideal to lift different types of loads enabling precise movement of loads particularly for assembly.



No. of Pages : 44 No. of Claims : 9

(12) PATENT APPLICATION PUBLICATION

(21) Application No.201921032814 A

(19) INDIA

(22) Date of filing of Application :13/08/2019

(43) Publication Date : 19/02/2021

(54) Title of the invention : A CABIN CONTROL VALVE INTEGRATED WITH SOLENOID DIRECTION CONTROL VALVE

(51) International classification	:F16K0031060000, F15B0013080000, F25D0003100000, B60T0008360000, F16K0037000000	(71) Name of Applicant : 1)Rotex Automation Limited Address of Applicant :987/11, GIDC, Makarpura, Vadodara Gujarat India 390010 Gujarat India
(31) Priority Document No	:NA	(72) Name of Inventor :
(32) Priority Date	:NA	1)Mr. Nirav shah
(33) Name of priority country	:NA	
(86) International Application No	:NA	
Filing Date	:NA	
(87) International Publication No	: NA	
(61) Patent of Addition to Application Number:	:NA	
Filing Date	:NA	
(62) Divisional to Application Number	:NA	
Filing Date	:NA	

(57) Abstract :

A cabin control valve integrated with solenoid valve comprises solenoid valve which is connected at least one of the ports provided on to cabin control valve. The present invention provides a simple pneumatic or hydraulic circuit for operation of the cabin control valve; efficiently cabin control valve with solenoid valve which is easy to operate. [Figure 1]



No. of Pages : 26 No. of Claims : 14

(12) PATENT APPLICATION PUBLICATION

(21) Application No.201921032843 A

(19) INDIA

(22) Date of filing of Application :14/08/2019

(43) Publication Date : 19/02/2021

(54) Title of the invention : COMPOSITION AND COMBINATION PRODUCTS, AND METHODS FOR WATER PURIFICATION THEREOF •

(51) International classification	:C02F0001440000, C02F0009000000, C02F0001461000, C02F0001520000, B01J0020100000	(71) Name of Applicant : 1)RELIANCE INDUSTRIES LIMITED Address of Applicant :3rd Floor, Maker Chamber-IV, 222, Nariman Point, Mumbai-400 021, Maharashtra, India. Maharashtra India
(31) Priority Document No	:NA	(72) Name of Inventor :
(32) Priority Date	:NA	1)Dhairyasheel Bhaskarrao Pawar
(33) Name of priority country	:NA	2)Shantilal Mohanlal Modha
(86) International Application No	:NA	
Filing Date	:NA	
(87) International Publication No	: NA	
(61) Patent of Addition to Application Number	:NA	
Filing Date	:NA	
(62) Divisional to Application Number	:NA	
Filing Date	:NA	

(57) Abstract :

COMPOSITION AND COMBINATION PRODUCTS, AND METHODS FOR WATER PURIFICATION THEREOF •

ABSTRACT The instant disclosure is in the field of chemical sciences, more particularly towards water purification. The present disclosure relates to emulsion breaker compositions and combination products for separating impurities such as oil and tar from water, and corresponding methods thereof.

No. of Pages : 44 No. of Claims : 20

(12) PATENT APPLICATION PUBLICATION

(21) Application No.201921032889 A

(19) INDIA

(22) Date of filing of Application :14/08/2019

(43) Publication Date : 19/02/2021

(54) Title of the invention : DESIGN AND WORKING OF THE WEARABLE-GLOVES TO DETECT HEAVY METAL CONTAMINATION IN WATER

(51) International classification :A61B0005000000,
G01N0033180000,
A61B0005010000,
C02F0001000000,
G06F0001323100

(31) Priority Document No :NA
(32) Priority Date :NA
(33) Name of priority country :NA
(86) International Application No :NA
Filing Date :NA
(87) International Publication No : NA
(61) Patent of Addition to Application Number :NA
Filing Date :NA
(62) Divisional to Application Number :NA
Filing Date :NA

(71)**Name of Applicant :**
1)DR. RENU CHOITHRANI
Address of Applicant :ASSTT. PROFESSOR,
DEPARTMENT OF PHYSICS AND ELECTRONICS,
BARKATULLAH UNIVERSITY, BHOPAL - 462026,
MADHYA PRADESH, INDIA. Madhya Pradesh India

(72)**Name of Inventor :**
1)DR. RENU CHOITHRANI

(57) Abstract :

This invention illustrates the system which can be hand-worn to analyze the quality of water to trace the possibility of mercury-based contamination in the water bodies before consumption. The hand-worn device can be dipped into the water bodies and the hand worn gloves are equipped with sensors and substrates to analyze the presence of heavy metal like mercury. The sensor assembly identifies the concentration of mercury and it notifies to the user using colour indication so that the user is made aware before consumption. The processing unit can store the data to perform analysis and to wirelessly transfer the data to a computing unit connected to the device.



No. of Pages : 21 No. of Claims : 5

(12) PATENT APPLICATION PUBLICATION

(21) Application No.201921032894 A

(19) INDIA

(22) Date of filing of Application :14/08/2019

(43) Publication Date : 19/02/2021

(54) Title of the invention : SYSTEM AND METHOD FOR PRICE OPTIMIZATION FOR FASHION APPARELS RETURNED IN ONLINE RETAILING

(51) International classification	:G06Q0010080000, G06Q0030060000, G06Q0030020000, G06Q0010060000, G06Q0010000000	(71) Name of Applicant : 1)Tata Consultancy Services Limited Address of Applicant :Nirmal Building, 9th Floor, Nariman Point, Mumbai - 400021, Maharashtra, India Maharashtra India
(31) Priority Document No	:NA	(72) Name of Inventor :
(32) Priority Date	:NA	1)THIRUNAVUKKARASU, Jeisobers
(33) Name of priority country	:NA	2)KARUNAKARAN, Arun Rasika
(86) International Application No	:NA	
Filing Date	:NA	
(87) International Publication No	: NA	
(61) Patent of Addition to Application Number	:NA	
Filing Date	:NA	
(62) Divisional to Application Number	:NA	
Filing Date	:NA	

(57) Abstract :

This disclosure relates to a system and method to optimize price of products with varying length of life cycle that are returned in online retailing. Sets of information pertaining to a SKU group is collected and integrated at an individual transaction level. The integrated data is processed to create an attribute repository matrix followed by attribute component matrix. In addition, time interval between introductory date of fashion apparel and its date of transaction is noted for each transaction. Effect of price and attribute components on time interval are trained using machine-learning model. Length of life cycle is estimated at an attribute component level. Price of a return product is optimized based on effect of price, its attribute components and their length of life cycle, presence of promotion, presence of number of new attribute values, product cost, additional cost involved in returning process and time of return.

No. of Pages : 24 No. of Claims : 10

(12) PATENT APPLICATION PUBLICATION

(21) Application No.201921032915 A

(19) INDIA

(22) Date of filing of Application :14/08/2019

(43) Publication Date : 19/02/2021

(54) Title of the invention : A PROCESS FOR PREPARING AN ULTRAFILTRATION MEMBRANE FOR SEPARATION OF HEAVY METALS

(51) International classification	:B01D0067000000, B01D0071160000, C01B0032230000, B01J0020100000, B29C0041280000	(71) Name of Applicant : 1)Bharati Vidyapeeth (Deemed to be University) College of Engineering , Pune Address of Applicant :Pune-Satara Road, Pune-411043. MH India. Maharashtra India
(31) Priority Document No	:NA	(72) Name of Inventor :
(32) Priority Date	:NA	1)BHALERAO, Anand
(33) Name of priority country	:NA	2)CHENDAKE, Yogesh
(86) International Application No	:NA	3)CHAVAN, Sachin
Filing Date	:NA	4)DHUME, Supriya
(87) International Publication No	: NA	5)MAHAJAN-TATPATE, Pallavi
(61) Patent of Addition to Application Number	:NA	6)KHADE, Akshay
Filing Date	:NA	
(62) Divisional to Application Number	:NA	
Filing Date	:NA	

(57) Abstract :

Abstract Title: A process for preparing an ultrafiltration membrane for separation of heavy metals. The present invention provides a process for preparing an ultrafiltration membrane. The process is starts with adding a dope solution by the dissolution of dry polymer 15 -50 percentage by weight to the volume of solvent and polymeric additive 0-15 percentage by weight of base polymer is added to a solvent. Also, adding nanoparticles of graphene oxide or zinc oxide (with or without acid or base treatment) of 0to 5 percentage by weight to the weight of base polymer and the mixture stirred for 40-48 hours. Degassing the dope solution to remove any trapped gasses. Further, casting the dope solution on porous backing with the help of doctor knife by varying the gap between the backing surface and a doctor knife between 0.1 to 500 µm. The casted solution is allowed to surface dry. Furthermore, immersing the casted membranes to non-solvent media for gelation and formation of the ultrafiltration membrane.

No. of Pages : 20 No. of Claims : 11

(12) PATENT APPLICATION PUBLICATION

(21) Application No.201921032920 A

(19) INDIA

(22) Date of filing of Application :14/08/2019

(43) Publication Date : 19/02/2021

(54) Title of the invention : AN ELECTRIC INCINERATING DEVICE

(51) International classification	:A47K0011020000, F23L0007000000, C07C0051420000, H04B0005000000, B01D0053730000	(71) Name of Applicant : 1)VIJAY SHANKAR DESHPANDE Address of Applicant :OM™, 12 KALE PARK, BANER ROAD, BEHIND HOTEL RAJWADA, PUNE 411508, MAHARASHTRA, INDIA Maharashtra India
(31) Priority Document No	:NA	2)VIJAY PADMAKAR BADHE
(32) Priority Date	:NA	3)RICHA TEJAS NADKAR
(33) Name of priority country	:NA	(72) Name of Inventor :
(86) International Application No	:NA	1)VIJAY SHANKAR DESHPANDE
Filing Date	:NA	2)VIJAY PADMAKAR BADHE
(87) International Publication No	: NA	3)RICHA TEJAS NADKAR
(61) Patent of Addition to Application Number	:NA	
Filing Date	:NA	
(62) Divisional to Application Number	:NA	
Filing Date	:NA	

(57) Abstract :

ABSTRACT AN ELECTRIC INCINERATING DEVICE Disclosed is a device for incinerating sanitary material. Most of the sanitary materials eliminate various bacteria and pathogens. The device is powered with grid power supply. The device has a heating chamber to incinerate the sanitary object. The device has electromagnetic field arrestors that contain the heat within the heating chamber. The device has pair of heat insulating material to prevent the heat from escaping the chamber. The device has magnetic field bouncer to restrict the excess electromagnetic energy escaping from the device. Figure.1 (for publication)



No. of Pages : 13 No. of Claims : 5

(12) PATENT APPLICATION PUBLICATION

(21) Application No.201921032946 A

(19) INDIA

(22) Date of filing of Application :14/08/2019

(43) Publication Date : 19/02/2021

(54) Title of the invention : A MOULD FLUX AND THE USE THEREOF

(51) International classification	:B23K0035360000, B23K0035362000, C22B0009100000, B22D0011111000, A61M0015060000	(71) Name of Applicant : 1)AB Sandvik Materials Technology Address of Applicant :1204 SMT Financial Services 811 81 Sandviken, Sweden Sweden
(31) Priority Document No	:NA	(72) Name of Inventor :
(32) Priority Date	:NA	1)WALD%N Bertil
(33) Name of priority country	:NA	2)PALIWAL Manas
(86) International Application No	:NA	
Filing Date	:NA	
(87) International Publication No	: NA	
(61) Patent of Addition to Application Number	:NA	
Filing Date	:NA	
(62) Divisional to Application Number	:NA	
Filing Date	:NA	

(57) Abstract :

A mould flux having a composition of, in weight%: SiO₂ 15-25; CaO 15-35; Al₂O₃ 1-7; Na₂O 18-30; K₂O 15-25; Fe₂O₃ 0-5; C 0-4; TiO₂ 0-2; MnO 0-2; MgO 0-2; Li₂O 0-10; and wherein the melting point of the mould flux is less than or equal to 1300°C.

No. of Pages : 9 No. of Claims : 14

(12) PATENT APPLICATION PUBLICATION

(21) Application No.201921032947 A

(19) INDIA

(22) Date of filing of Application :14/08/2019

(43) Publication Date : 19/02/2021

(54) Title of the invention : A PROCESS FOR PREPARING AND PURIFYING 1,8-DIAMINONAPHTHALENE

(51) International classification	:C11C0001100000, C07C0213040000, C07C0211580000, C07C0201120000, C07H0013080000	(71) Name of Applicant : 1)AMOPHIL CHEMICALS PRIVATE LIMITED Address of Applicant :124/33, A & B, Nandesari GIDC, Nandesari, Vadodara - 391 340, Gujarat, India Gujarat India
(31) Priority Document No	:NA	(72) Name of Inventor :
(32) Priority Date	:NA	1)Kher Shripad Sitaram
(33) Name of priority country	:NA	2)PATEL, Varun M.
(86) International Application No	:NA	3)NERKAR, Sanjay M.
Filing Date	:NA	4)Mukesh Kumar Sureka
(87) International Publication No	: NA	
(61) Patent of Addition to Application Number	:NA	
Filing Date	:NA	
(62) Divisional to Application Number	:NA	
Filing Date	:NA	

(57) Abstract :

The present disclosure relates to a process for preparing and purifying 1,8-diaminonaphthalene to obtain 1,8-diaminonaphthalene having purity greater than 98%. The process of the present disclosure is simple and economical, that avoids conventional methods of purification such as distillation, thereby improving yield of 1,8-Diaminonaphthalene having relatively high purity.

No. of Pages : 18 No. of Claims : 10

(12) PATENT APPLICATION PUBLICATION

(21) Application No.201921032949 A

(19) INDIA

(22) Date of filing of Application :14/08/2019

(43) Publication Date : 19/02/2021

(54) Title of the invention : INFRA-RED SUPPRESSION SYSTEM FOR ENGINE EXHAUST GASES OF NAVAL SHIP

(51) International classification	:F02K0001820000, F02B0003060000, B64D0033040000, B63G0013020000, F01N0003040000	(71) Name of Applicant : 1)Ashok Dattatraya Atre Address of Applicant :Pushpa Heights, First Floor, Pune- Satara Road, Bibwewadi Corner, Pune 411037, Maharashtra, India Maharashtra India
(31) Priority Document No	:NA	(72) Name of Inventor :
(32) Priority Date	:NA	1)Ashok Dattatraya Atre
(33) Name of priority country	:NA	
(86) International Application No	:NA	
Filing Date	:NA	
(87) International Publication No	: NA	
(61) Patent of Addition to Application Number:	:NA	
Filing Date	:NA	
(62) Divisional to Application Number	:NA	
Filing Date	:NA	

(57) Abstract :

INFRA-RED SUPPRESSION SYSTEM FOR ENGINE EXHAUST GASES OF NAVAL SHIP Abstract Disclosed is an infrared suppression system (100) for a naval ship, for cooling the hot engine exhaust gases having temperature above 500°C to a temperature below 100°C thereby suppressing the infrared radiation and increasing the survivability of the war ship. In system (100) is fitted on the exhaust duct unit (20) of the naval ship wherein the hot exhaust gases flowing there through are directly sprayed with pressurized air and water, using multiple fine atomization nozzle assemblies (6, 7) fitted on the exhaust duct unit (20). The infrared suppression system (100) cools the diesel engine exhaust gases with mass flow rate of 2 kg/s and at a temperature upto 585°C to below 100°C within a total duct length of 5 meters. The depositions in the nozzles are cleaned by operating a nozzle flushing unit (19). Figure 1



No. of Pages : 14 No. of Claims : 4

(12) PATENT APPLICATION PUBLICATION

(21) Application No.201921032953 A

(19) INDIA

(22) Date of filing of Application :14/08/2019

(43) Publication Date : 19/02/2021

(54) Title of the invention : MUD AND DUST RESISTANT SEALING ASSEMBLY IN SHOCK ABSORBER

(51) International classification	:F16J0015323200, E21B0021080000, E21B0017070000, B60G0015060000, F16F0009360000	(71) Name of Applicant : 1)Gabriel India Limited Address of Applicant :Gabriel India Limited 29th Milestone, Pune Nasik Highway, Village: Kuruli, Tal: Khed, Dist: Pune - 410 501, Maharashtra, India Maharashtra India
(31) Priority Document No	:NA	(72) Name of Inventor :
(32) Priority Date	:NA	1)Diwakar Bhat
(33) Name of priority country	:NA	2)Vrishali
(86) International Application No	:NA	3)Rajesh V.
Filing Date	:NA	4)Suresh G
(87) International Publication No	: NA	
(61) Patent of Addition to Application Number	:NA	
Filing Date	:NA	
(62) Divisional to Application Number	:NA	
Filing Date	:NA	

(57) Abstract :

MUD AND DUST RESISTANT SEALING ASSEMBLY IN SHOCK ABSORBER Present invention generally relates to a sealing assembly for preventing mud and dust accumulation in a shock absorber, specifically on and near a piston rod (15) of the shock absorber. A mud and dust resistant sealing assembly (80) comprises a scraper ring (60) made of any elastomeric material. The scrapper ring (60) eliminates a gap (35A) between an inner diameter of a case cap (25) and an outer diameter of the piston rod (15) by creating a sliding fit with the piston rod (15) and an interference fit with the case cap (25). Also, the mud is swiped off from the case cap (25) while oscillating. This ensures the damper to free from mud packing and accumulation which in turn eliminates the possibility of scratch formation and avoids the oil seal lip damage due to scratch marks, thereby avoiding the oil leak problem and improving the shock absorberTMs life. Figure 2

No. of Pages : 11 No. of Claims : 2

(12) PATENT APPLICATION PUBLICATION

(21) Application No.201921032974 A

(19) INDIA

(22) Date of filing of Application :14/08/2019

(43) Publication Date : 19/02/2021

(54) Title of the invention : AERATION TUBE AND BASE ASSEMBLY

(51) International classification :B01F0003040000,
C02F0003200000,
B01F0013000000,
F21K0009230000,
B05B0001260000

(31) Priority Document No :NA
(32) Priority Date :NA
(33) Name of priority country :NA
(86) International Application No :NA
Filing Date :NA
(87) International Publication No : NA
(61) Patent of Addition to Application Number:NA
Filing Date :NA
(62) Divisional to Application Number :NA
Filing Date :NA

(71)Name of Applicant :

1)Pranav Jitendra Rachh

Address of Applicant :401 Sthapatya Apartment, 9 Saral
Society, B/H Kalpavruksh Complex, Gotri Road, Vadodara
Gujarat India

(72)Name of Inventor :

1)Pranav Jitendra Rachh

(57) Abstract :

This invention is a diffuser made of aeration tube assembled with a base having 6 way outlet and 1 inlet for gases with a container in which weight can be put as ballast and for use with aeration tubes in aeration tanks / ETP / STP / Aquaculture etc. The product has a hollow base with lid in which weight like cement, sand or any other heavy item can be put to hold it under water and not float to the surface. The top part has a 7 way connector 6 outlets of size $\frac{1}{2}$ • and 1 inlet with inside threading of 1 • size. The inlet threading of 1 • is provided so that an inlet nipple of any size but having 1 • threads can be fitted on it. So the inlet can be $\frac{1}{2}$ • , $\frac{3}{4}$ • , 1 • or any other size and outlet is $\frac{1}{2}$ • diameter where aeration tubes can be fit.



No. of Pages : 5 No. of Claims : 3

(12) PATENT APPLICATION PUBLICATION

(21) Application No.201921032990 A

(19) INDIA

(22) Date of filing of Application :14/08/2019

(43) Publication Date : 19/02/2021

(54) Title of the invention : A SELF-LUBRICATING BUSHING

(51) International classification	:B22F0001000000, C22C0033020000, C08K0003080000, H01M0010040000, F16C0033120000	(71) Name of Applicant : 1)MAHINDRA & MAHINDRA LIMITED Address of Applicant :Mahindra & Mahindra Limited, GATEWAY BUILDING, APOLLO BUNDER, MUMBAI 400001, MAHARASHTRA, INDIA Maharashtra India
(31) Priority Document No	:NA	(72) Name of Inventor :
(32) Priority Date	:NA	1)SANJAY DHOKA
(33) Name of priority country	:NA	2)HIRANANDANI PRAVESH
(86) International Application No	:NA	3)MAXSON GOMES
Filing Date	:NA	4)ANIL HIRGUDE
(87) International Publication No	: NA	5)SACHIN CHANDRAKANT DHORE
(61) Patent of Addition to Application	:NA	6)SHIVRAJ HODALE
Number	:NA	7)ASHISH PADHYE
Filing Date	:NA	
(62) Divisional to Application Number	:NA	
Filing Date	:NA	

(57) Abstract :

ABSTRACT A self-lubricating bushing A metal composition for a bushing is provided. The metal composition comprises iron powder in an amount of 84% to 93% by weight and copper powder in an amount of 6% to 15% by weight.

No. of Pages : 8 No. of Claims : 4

(12) PATENT APPLICATION PUBLICATION

(21) Application No.201921033001 A

(19) INDIA

(22) Date of filing of Application :15/08/2019

(43) Publication Date : 19/02/2021

(54) Title of the invention : PRESSURE COOKED FLUFFY RICE - EQUIPMENT AND METHOD

(51) International classification :A23L0007196000,
A47J0027080000,
A47J0027082000,
A47J0027090000,
A23L0007100000

(31) Priority Document No :NA
(32) Priority Date :NA
(33) Name of priority country :NA
(86) International Application No :NA
Filing Date :NA
(87) International Publication No : NA
(61) Patent of Addition to Application Number :NA
Filing Date :NA
(62) Divisional to Application Number :NA
Filing Date :NA

(71)Name of Applicant :

1)SUSHIL MANOHAR SAMVATSAR

Address of Applicant :PLOT 40, C/3, TOWN CENTRE,
CIDCO, AURANGABAD 431003 Maharashtra India

2)MANDAR SUSHIL SAMVATSAR

(72)Name of Inventor :

1)SUSHIL MANOHAR SAMVATSAR

2)MANDAR SUSHIL SAMVATSAR

(57) Abstract :

Pressure cooker is an essential equipment in kitchen. There are several advantages of pressurized cooking of rice and food. However, rice cooked in pressure cooker is sticky and contains starch. The traditional method of boiled cooking of rice gives fluffy rice and has reduced starch but does not have advantage of pressure cooked rice. The present innovation reveals equipment to cook at two temperatures and method which sequences operation to remove starch and pressure cook rice. Thus availing advantages of reduced starch to produce fluffy rice and pressure cooking. This is achieved by using conventional pressure cooker [1] along with innovated equipment comprising of additional weight valve [2] and cooking pot with strainerdrain valve [3]. Innovation has low incremental cost employing conventional technology and easy acceptance in large population.



No. of Pages : 26 No. of Claims : 10

(12) PATENT APPLICATION PUBLICATION

(21) Application No.201921033029 A

(19) INDIA

(22) Date of filing of Application :16/08/2019

(43) Publication Date : 19/02/2021

(54) Title of the invention :LOCK NUT"

(51) International classification	:F16B0039320000, A61M0039100000, A61K0033420000, H01M0002020000, B41M0003140000	(71) Name of Applicant : 1)PRASANNA PRAMOD KHARCHE Address of Applicant :1037, GHRNI ROAD, MALKAPUR- 443101, MAHARASHTRA, INDIA. Maharashtra India
(31) Priority Document No	:NA	(72) Name of Inventor :
(32) Priority Date	:NA	1)PRASANNA PRAMOD KHARCHE
(33) Name of priority country	:NA	
(86) International Application No	:NA	
Filing Date	:NA	
(87) International Publication No	: NA	
(61) Patent of Addition to Application Number	:NA	
Filing Date	:NA	
(62) Divisional to Application Number	:NA	
Filing Date	:NA	

(57) Abstract :

This invention is related to the modification of the lock nut and how can reduce the possibly of the of the loosening nut means that one thread backward movement is also not required to the very precision application therefore this design try to reduce that possibility to great extent. This design nut is a unidirectional and it only move in one direction. It has great use in vibration application because it never lose because of vibration it fix more and more.



No. of Pages : 9 No. of Claims : 7

(54) Title of the invention :GAIN BANDWIDTH ENHANCEMENT OF A FABRY PEROT CAVITY RESONATOR ANTENNA BY USING MODIFIED PRS AND AMC SURFACES"

(51) International classification	:H01Q0015000000, H01Q0009040000, H01Q0019000000, H01Q0021000000, H01Q0025000000	(71)Name of Applicant : 1)TERNA ENGINEERING COLLEGE Address of Applicant :PLOT NO.12, SECTOR 22, OPP. NERUL RAILWAY STATION, PHASE-II, NERUL (W), NERUL, NAVI MUMBAI-400 706, MAHARASHTRA, INDIA. Maharashtra India
(31) Priority Document No	:NA	(72)Name of Inventor :
(32) Priority Date	:NA	1)NAYANA R. CHASKAR
(33) Name of priority country	:NA	2)RAJIV KUMAR GUPTA
(86) International Application No	:NA	3)SHISHIR DIGAMBAR JAGTAP
Filing Date	:NA	4)ANJALI D. ROCHKARI
(87) International Publication No	: NA	5)VARSHA BODADE
(61) Patent of Addition to Application Number	:NA	
Filing Date	:NA	
(62) Divisional to Application Number	:NA	
Filing Date	:NA	

(57) Abstract :

Gain-bandwidth enhancement of a Fabry-Perot cavity (FPC) antenna by using modified partially reflecting surface (PRS) and artificial magnetic conductor (AMC) surfaces is discussed. Metal-plated microstrip antenna (MSA) is placed in FPC comprises of three layers - lower slotted AMC-I, middle PRS and upper corner truncated and slotted AMC-II layer. An array of square patches of side and periodicity $< 0.1\lambda_0$, forms an AMC surface. The uniform AMC-I surface is modified by removing central patches from it and placed at about $0.1\lambda_0$ above the MSA. Square patches of side $0.5\lambda_0$, spaced at $1.0\lambda_0$, on the bottom side of FR4 superstrate form a PRS which is placed at about $0.5\lambda_0$ from ground. Slotted AMC-I surface is truncated at the corner to form AMC-II surface and fabricated on upper side of this superstrate. The corners of AMC-II layer and PRS are truncated to decrease the gain variation. AMC-I and AMC-II layers electro-magnetically couple, to provide wide gain bandwidth (BW). The proposed antenna provides $S_{11} < -10\text{dB}$, peak gain of 17.7dBi with gain variation $< 2\text{dB}$ over $5.66\text{-}6.4\text{GHz}$, which covers ISM and satellite uplink C band. Broadside radiation patterns have side lobe level (SLL) $< -18\text{dB}$, cross polarization level (CPL) $< -15\text{dB}$ and front to back (F/B) lobe ratio $> 20\text{dB}$. The overall antenna dimensions are $2.7\lambda_0\text{---}3.1\lambda_0\text{---}0.5\lambda_0$ here λ_0 and λ , are the wavelengths in free space and dielectric medium corresponding to 5.8GHz , center frequency of the ISM band. The measured results agree with simulation results.



No. of Pages : 22 No. of Claims : 6

(12) PATENT APPLICATION PUBLICATION

(21) Application No.201921033058 A

(19) INDIA

(22) Date of filing of Application :16/08/2019

(43) Publication Date : 19/02/2021

(54) Title of the invention : BIOMETRIC PASSWORD FUSION AND DEVICES

(51) International classification	:H04L0009320000, G06K0009000000, G07C0009000000, H04W0012060000, G06F0021310000	(71) Name of Applicant : 1)AKASH SALLA Address of Applicant :CL-5, RN-3, THAKUR RAGHUNATH CHAWL, L.B.S. MARG, MUMBAI-400070, MUMBAI-400070, MAHARASHTRA, INDIA. Maharashtra India
(31) Priority Document No	:NA	(72) Name of Inventor :
(32) Priority Date	:NA	1)AKASH SALLA
(33) Name of priority country	:NA	
(86) International Application No	:NA	
Filing Date	:NA	
(87) International Publication No	: NA	
(61) Patent of Addition to Application Number	:NA	
Filing Date	:NA	
(62) Divisional to Application Number	:NA	
Filing Date	:NA	

(57) Abstract :

This invention is completion of provisional patent of application no 201921033058 of indian patent office with the name BIOMETRIC WORK KEYBOARD AND KEY ENCRYPTION METHOD and is now renamed to BIOMETRIC PASSWORD FUSION DEVICES. This invention is related to the development of Apparatuses and system to use a multimodal authentication and access control system which uses a combination of both biometric identifiers i.e. Fingerprint and Traditional security method i.e. PIN or Password. The main aim of the invention is the combination use of fingerprint and PIN where not only the user consciously selects the PIN but also its finger i.e. the fingerprint they will use to click the number of the PIN e.g. the user decides to input their PIN 247 then they consciously decide they will use the middle finger of the left hand to click PIN number 2 then thumb for 4 and again middle finger form 7. The main focus of this invention is to use fingerprint and PIN both in some time to perform authentication to add an additional layer on access control and authentication and also develop the necessary apparatus to perform this authentication efficiently.

No. of Pages : 25 No. of Claims : 3

(54) Title of the invention : LIQUID COOLED BRAKE DISC

(51) International classification	:F16D0065000000, F16D0065092000, F16D0065847000, B60T0001140000, F16D0065120000
(31) Priority Document No	:NA
(32) Priority Date	:NA
(33) Name of priority country	:NA
(86) International Application No	:NA
Filing Date	:NA
(87) International Publication No	: NA
(61) Patent of Addition to Application Number:	NA
Filing Date	:NA
(62) Divisional to Application Number	:NA
Filing Date	:NA

(71)**Name of Applicant :**
1)MR. ANANT NEMADE
 Address of Applicant :FLAT NO. 04, MAHALAXMI
 VAIBHAV APARTMENTS, OLD SBH COLONY,
 OSMANPURA, AURANGABAD, MAHARASHTRA,INDIA,
 PIN CODE: 431001 Maharashtra India

2)MR. SAMIR TELANG
3)DR. ARVIND CHEL

(72)**Name of Inventor :**
1)MR. ANANT NEMADE
2)MR. SAMIR TELANG
3)DR. ARVIND CHEL

(57) Abstract :

Automobile sector is the iastest globally growing sector. Speeds of the vehicles are also increasing rapidly as per the customers demand and related QFD. Good roads are also being constructed by most of the countries for providing better infrastructure; at the same time safety features for human being are also incorporated in the vehicle. In spite of all these features when vehicle needs to be stop one has to apply brakes. Mostly in a vehicle disc brakes are fitted in front wheels and drum brakes are fitted in rear wheels to provide better braking. Vehicle with high speed needs appropriate braking to reduce the velocity of vehicle. Braking is a process of friction between two components disc with friction pads or drum with brake liners. During braking kinetic energy of vehicle is removed by making friction and is being converted in to heat energy. If this heat is not removed from the braking assembly then it creates braking problem to vehicle by reducing braking efficiency. Therefore in all brakes heat is being transferred to atmosphere by air cooling. In this invented Product an additional liquid cooling system is provided to disc brake system, which improves the braking performance. This system will helpful to reduce the accidents due to brake failure in long and frequent braking time. These liquid cool brakes will also reduce brake fades and increases the friction pad life.



No. of Pages : 9 No. of Claims : 8

(12) PATENT APPLICATION PUBLICATION

(21) Application No.201921033071 A

(19) INDIA

(22) Date of filing of Application :16/08/2019

(43) Publication Date : 19/02/2021

(54) Title of the invention : DESIGN OF A MULTIPLE SERVICE RESERVOIR BULB BASED PIPETTE WITH THE FACILITY TO NULLIFY CONTAMINATION

(51) International classification	:B01L0003020000, F21V0019000000, C23C0016448000, G01F0023160000, G01N0021640000	(71) Name of Applicant : 1)MUKESH KUMAR SUNARTHI Address of Applicant :HOUSE NO. 295, WARD-14, DALODA ROAD, DEGAONMALI, DIST. MANDSAUR, MADHYA PRADESH, INDIA. Madhya Pradesh India
(31) Priority Document No	:NA	(72) Name of Inventor :
(32) Priority Date	:NA	1)MUKESH KUMAR SUNARTHI
(33) Name of priority country	:NA	
(86) International Application No	:NA	
Filing Date	:NA	
(87) International Publication No	: NA	
(61) Patent of Addition to Application Number:	NA	
Filing Date	:NA	
(62) Divisional to Application Number	:NA	
Filing Date	:NA	

(57) Abstract :

ABSTRACT: This invention illustrates a design and working of a pipette with multiple bulbs so as to transfer higher volume of solvent which is sucked into the pipette using the bubbler and a reservoir like bulb is designed before the bubbler such that the extra fluid can be stored into it. The generic problem of contamination of the bubbler can be avoided due to the forceful liquid rushing into the pipette which does not have enough space to accumulate the liquid. The more than 1 bulb design with a reservoir bulb near to the bubbler helps to store the liquid and restrict the flow into the bubbler. The balance of the elements are the same and the operation is similar, except the bulb and reservoir bulb sections completely controls the distribution of the liquid contents being sucked into the pipette TITLE Design of a Multiple Service Reservoir Bulb based pipette with the facility to nullify contamination.

E

No. of Pages : 13 No. of Claims : 4

(12) PATENT APPLICATION PUBLICATION

(21) Application No.201921033120 A

(19) INDIA

(22) Date of filing of Application :16/08/2019

(43) Publication Date : 19/02/2021

(54) Title of the invention : REDUCTION OF DRYING TIME OF PAINT THROUGH EMULSION POLYMER AND A PROCESS OF MAKING THEREOF

(51) International classification	:B01F0003080000, C08F0291000000, C08J0003090000, C08F0265040000, C08F0265020000	(71) Name of Applicant : 1)ASIAN PAINTS LIMITED Address of Applicant :6A, Shantinagar, Santacruz (East), Mumbai 400 055, Maharashtra, India Maharashtra India
(31) Priority Document No	:NA	(72) Name of Inventor :
(32) Priority Date	:NA	1)E. SARAVANAKUMAR
(33) Name of priority country	:NA	2)SUBHADIP SIKDAR
(86) International Application No	:NA	3)SWAPANKUMAR GHOSH
Filing Date	:NA	
(87) International Publication No	: NA	
(61) Patent of Addition to Application Number	:NA	
Filing Date	:NA	
(62) Divisional to Application Number	:NA	
Filing Date	:NA	

(57) Abstract :

The present invention relates to a process of production of emulsion polymer for fast drying paint applications. Said emulsion polymer composition has specialty monomer having bulkier pendant group (viz; cyclo hexyl methacrylate, tertiary butyl methacrylate and 2-ethyl hexyl methacrylate) which reduces drying time of paint at optimized process conditions. Cyclo hexyl methacrylate used in the formation of said emulsion polymer is up to 6% in the emulsion and its addition is into the pre-emulsion, up to completion of 180 minutes addition of pre-emulsion into a reactor where polymerization takes place while next 60 minutes of pre-emulsion to be added is without cyclo hexyl methacrylate. Further, the use of specialty monomer such as cyclo hexyl methacrylate reduces the amount of methanol required in paint and coating formulation.

No. of Pages : 34 No. of Claims : 5

(12) PATENT APPLICATION PUBLICATION

(21) Application No.201921033144 A

(19) INDIA

(22) Date of filing of Application :16/08/2019

(43) Publication Date : 19/02/2021

(54) Title of the invention : SYSTEM AND METHOD FOR TRANSPORTATION MANAGEMENT

(51) International classification :C07D0471040000,
C07D0487040000,
C07D0513040000,
H01L0023000000,
B60W0010060000

(31) Priority Document No :NA
(32) Priority Date :NA
(33) Name of priority country :NA
(86) International Application No :NA
Filing Date :NA
(87) International Publication No : NA
(61) Patent of Addition to Application Number :NA
Filing Date :NA
(62) Divisional to Application Number :NA
Filing Date :NA

(71)Name of Applicant :
1)Suryakumar Shivasagaran
Address of Applicant :A1/203, Kunal Icon, Pimpale Saudagar,
Aundh Pune - 411027, Maharashtra, India Maharashtra India
2)Praveen Pavithran

(72)Name of Inventor :
1)Suryakumar Shivasagaran
2)Praveen Pavithran

(57) Abstract :

The present disclosure provides methods and systems for transport management. The method comprises receiving geolocation data, schedule data and sensing data associated with the one or more transport vehicles. Next, the method comprises analysing the geolocation data, the scheduled data and the sensing data for tracking and management of the one or more transport vehicles in real-time. Next, the method comprises displaying a first set of parameters associated with the one or more transport vehicles to a plurality of passengers available at one or more places based on the analysis of the geolocation data, the sensing data and the schedule data. Next, the method comprises displaying a second set of parameters to passengers of the transport vehicle based on the analysis of the geolocation data, scheduled data and the sensing data. Next, the method comprises updating the first set of parameters and the second set of parameters in real-time.

No. of Pages : 28 No. of Claims : 10

(12) PATENT APPLICATION PUBLICATION

(21) Application No.201921033147 A

(19) INDIA

(22) Date of filing of Application :16/08/2019

(43) Publication Date : 19/02/2021

(54) Title of the invention : AN IMPROVED PROCESS FOR PREPARATION OF VILANTEROL OR A PHARMACEUTICALLY ACCEPTABLE SALT THEREOF

(51) International classification	:C07D0401040000, A61K0031138000, C07D0495040000, C07H0019060000, A61K0039080000	(71) Name of Applicant : 1)Melody Healthcare Pvt. Ltd Address of Applicant :1003, Unique Tower, Off. S.V. Road, Goregaon (West), Mumbai 400 062 Maharashtra, India. Maharashtra India
(31) Priority Document No	:NA	(72) Name of Inventor :
(32) Priority Date	:NA	1)SINGHANIA, Harshvardhan
(33) Name of priority country	:NA	2)SINGHANIA, Devang
(86) International Application No	:NA	
Filing Date	:NA	
(87) International Publication No	: NA	
(61) Patent of Addition to Application Number	:NA	
Filing Date	:NA	
(62) Divisional to Application Number	:NA	
Filing Date	:NA	

(57) Abstract :

The invention discloses an improved process for preparation of Vilanterol or a pharmaceutically acceptable salt thereof with good yields and high purity.



No. of Pages : 25 No. of Claims : 6

(12) PATENT APPLICATION PUBLICATION

(21) Application No.201921033177 A

(19) INDIA

(22) Date of filing of Application :16/08/2019

(43) Publication Date : 19/02/2021

(54) Title of the invention : POROUS IRON-BASED MAGNETIC NANO-BIOCOMPOSITE CARRIER FOR ANTI-CANCER DRUGS AND PROCESS FOR PREPARING THE SAME

(51) International classification	:H01M0010440000, G11B0017049000, G03G0015080000, A24D0003060000, B65D0006220000	(71) Name of Applicant : 1)INDIAN INSTITUTE OF TECHNOLOGY GANDHINAGAR Address of Applicant :INDIAN INSTITUTE OF TECHNOLOGY GANDHINAGAR, PALAJ, GANDHINAGAR- 382355, GUJARAT, INDIA Maharashtra India
(31) Priority Document No	:NA	(72) Name of Inventor :
(32) Priority Date	:NA	1)GHOROI, Chinmay
(33) Name of priority country	:NA	2)CHAUDHARY, Jai Prakash
(86) International Application No	:NA	3)VARGHESE, Sophia
Filing Date	:NA	
(87) International Publication No	: NA	
(61) Patent of Addition to Application Number	:NA	
Filing Date	:NA	
(62) Divisional to Application Number	:NA	
Filing Date	:NA	

(57) Abstract :

ABSTRACT POROUS IRON-BASED MAGNETIC NANO-BIOCOMPOSITE CARRIER FOR ANTI-CANCER DRUGS AND PROCESS FOR PREPARING THE SAME The present disclosure relates to a porous iron-based magnetic nano bio-composite carrier comprising a Fe based magnetic core and a layered graphitic carbon sheet. The present disclosure further provides a process for preparing the porous iron-based magnetic nano bio-composite carrier. The process of the present disclosure is simple and economic; and the porous iron based magnetic nano-biocomposite is responsible for enhanced drug loading capacity and is capable of controlling release of the drug.



No. of Pages : 31 No. of Claims : 16

(12) PATENT APPLICATION PUBLICATION

(21) Application No.201921033190 A

(19) INDIA

(22) Date of filing of Application :16/08/2019

(43) Publication Date : 19/02/2021

(54) Title of the invention : AN ALERT DEVICE

(51) International classification :E03B0007070000,
G07C0009000000,
F02D0041280000,
E03B0001000000,
F17D0005020000

(31) Priority Document No :NA
(32) Priority Date :NA
(33) Name of priority country :NA
(86) International Application No :NA
Filing Date :NA
(87) International Publication No : NA
(61) Patent of Addition to Application Number:NA
Filing Date :NA
(62) Divisional to Application Number :NA
Filing Date :NA

(71)**Name of Applicant :**
1)MANJUSHRI DHANANJAY MHETRE
Address of Applicant :78, SWAMI VIVEKANAND NAGAR,
HATTURE WASTI, NEAR SOLAPUR AIRPORT, NORTH
SOLAPUR, STATE: MAHARASHTRA, COUNTRY: INDIA,
PIN CODE: 413006 Maharashtra India

(72)**Name of Inventor :**
1)MANJUSHRI DHANANJAY MHETRE

(57) Abstract :

ABSTRACT AN ALERT SYSTEM An alert system (100) and method provides real-time alerts when water flows in a pipeline (20) and well before water exits from a water tap (10). At least one sensor (30) in vicinity of the outlet (22) of the pipeline (20) that senses the pressure created at the outlet of the pipeline due to flow of water from the inlet of the pipeline to the outlet of the pipeline. The sensor (30) communicates the sensed pressure data to a controller (40) that compares sensed pressure data with a pre-determined stored pressure data signals activation of an alert device (50) in event when sensed pressure data is equal to and greater than the pre-determined stored pressure data. The alert informs at least one user that water is about to arrive and hence prevents wastage of water which otherwise is wasted due to negligence and unattended water taps. (To be published with Figure 1)

No. of Pages : 13 No. of Claims : 6

(54) Title of the invention : A PROCESS TO PRODUCE GOOD QUALITY PELLET PRODUCT FROM GREEN PELLETS INCLUDING HIGH LOI IRON ORES AND A SYSTEM TO CARRY OUT SUCH PROCESS.

(51) International classification	:C22B0001240000, C22B0001200000, B29B0009160000, C22B0001243000, H04W0036300000	(71) Name of Applicant : 1)JSW STEEL LIMITED Address of Applicant :JSW CENTRE, BANDRA KURLA COMPLEX, BANDRA (EAST), MUMBAI, MAHARASHTRA, INDIA. PIN-400051 Maharashtra India
(31) Priority Document No	:NA	(72) Name of Inventor :
(32) Priority Date	:NA	1)Mr. SAGAR, Ravi Kant
(33) Name of priority country	:NA	2)Mr. KUMAR, Vikas
(86) International Application No	:NA	3)Dr. SAH, Rameshwar
Filing Date	:NA	4)Mr. MARIHAL, Prabhudev
(87) International Publication No	: NA	5)Mr. MARIBASAPPANAVAR, Basavaraja
(61) Patent of Addition to Application Number	:NA	6)Mr. DESAI, Sangamesh
Filing Date	:NA	7)Mr. LOCHAN, Pankaj
(62) Divisional to Application Number	:NA	8)Mr. SINGH, Lokendra Raj
Filing Date	:NA	

(57) Abstract :

ABSTRACT TITLE: A PROCESS TO PRODUCE GOOD QUALITY PELLET PRODUCT FROM GREEN PELLETS INCLUDING HIGH LOI IRON ORES AND A SYSTEM TO CARRY OUT SUCH PROCESS. The present invention relates to process for manufacture of good quality pellets with reduced cracks from green pellets including Loss on Ignition (LOI) iron ores involving modification in preheating zone of straight grate induration furnace. Proper heating of dried pellets in pre-heating zone at 8000C resulted in complete LOI removal from pellets obtained of iron ores comprising kaolinite, gibbsite and goethite phases with chemically bonded water and reduces the cracking of pellets. Additional heat source in the form of 4 burners for supplying mixed gas are installed in preheating zone of the induration furnace to achieve temperature in preheating zone in the range of 650-1000°C. Preheating temperature was varied during induration of iron ore pellets containing LOI varying in the range of 3 - 6%. Complete removal of LOI from pellets before entering in the firing zone resulted in reduced cracking, unfired pellets, fines generation and attained required strength properties of fired pellets. (Figure 3)



No. of Pages : 26 No. of Claims : 12

(12) PATENT APPLICATION PUBLICATION

(21) Application No.201921033246 A

(19) INDIA

(22) Date of filing of Application :17/08/2019

(43) Publication Date : 19/02/2021

(54) Title of the invention : APPARIT^{MS} SUBSURFACE-DRIP IRRIGATION WITH AERATIONS

(51) International classification	:A01G0025160000, A01C0023020000, A01G0025060000, A01G0013020000, A01G0009020000	(71) Name of Applicant : 1)SIDRAMAPPA SHIVASHANKAR DHARANE Address of Applicant :C/O MALAGE G. R. 195 EAST MANGALWAR PETH, NEAR SIDDHESHWAR CO. BANK HEAD OFFICE Maharashtra India 2)SHIVRAJ GURURAJ MALGE
(31) Priority Document No	:NA	(72) Name of Inventor :
(32) Priority Date	:NA	1)SIDRAMAPPA SHIVASHANKAR DHARANE
(33) Name of priority country	:NA	2)SHIVRAJ GURURAJ MALGE
(86) International Application No	:NA	
Filing Date	:NA	
(87) International Publication No	: NA	
(61) Patent of Addition to Application Number	:NA	
Filing Date	:NA	
(62) Divisional to Application Number	:NA	
Filing Date	:NA	

(57) Abstract :

The principal objective of the present invention to supply efficient and optimum water to the roots of crops by using subsurface-drip irrigation. It is simple and effective even in case of water scarcity. The novel subsurface-drip irrigation overcomes all the limitations of present system of irrigation and keeps the merits of all methods of irrigation, cost effective, applicable for any soil conditions, works across the country and globe. The subsurface-drip method of irrigation avoids the bursting or damage of system of pipelines as well as it avoids the sucking of soil into the system of pipelines when pump/motor stops and even allows high pressure water in the system of the pipelines. Also it reduces the in weed germination and weed growth. Also it allows supplying artificial liquid manure to the roots of crops directly. Also subsurface-drip irrigation can be used in combination of other method of irrigation as per the requirements with little modifications. The yield of crops due to subsurface-drip irrigation is also more. Also it is best suited for horticulture, plantation of trees, sugarcane etc. Also the aeration facility provided through the system by introducing the compressed air will further avoids the sucking of the soil inside the system of pipelines, avoids the damage of system of pipelines during suction, as well as it increases the yield of the crops if compressed air is provided as per the requirements say before, during and after the irrigation. Also it removes the soil and allied particles in the system of pipelines.



No. of Pages : 13 No. of Claims : 16

(12) PATENT APPLICATION PUBLICATION

(21) Application No.201921033250 A

(19) INDIA

(22) Date of filing of Application :17/08/2019

(43) Publication Date : 19/02/2021

(54) Title of the invention : SYSTEM AND METHOD FOR RECOMMENDING ARTICLES, DOCUMENTS AND VIDEOS BASED ON BOOKMARKED CONTENT

(51) International classification	:G06Q0030020000, G06F0016955000, H04N0021482000, H04N0021266800, H04N0021442000	(71) Name of Applicant : 1)MESBRO TECHNOLOGIES PRIVATE LIMITED Address of Applicant :Flat no C/904, Geomatrix Dev, Plot no 29, Sector 25, Kamothe, Raigarh-410209, Maharashtra, India Maharashtra India
(31) Priority Document No	:NA	(72) Name of Inventor :
(32) Priority Date	:NA	1)Mr. Bhaskar Vijay Ajsaonkar
(33) Name of priority country	:NA	
(86) International Application No	:NA	
Filing Date	:NA	
(87) International Publication No	: NA	
(61) Patent of Addition to Application Number	:NA	
Filing Date	:NA	
(62) Divisional to Application Number	:NA	
Filing Date	:NA	

(57) Abstract :

Accordingly, a system and method for recommending articles, documents and videos based on the bookmarked content is disclosed. A method for recommending articles, documents and videos comprising the steps of; identifying the bookmarks stored in connection with the user; reviewing the selected userTMs bookmarked content; generating recommendations for selected consumers; sending the recommendations to the consumer based on bookmarked content of the user followed by monitoring the consumer behavior depending on the sent recommendations; and analyzing the consumer behavior based on the data; wherein the consumers are chosen on the basis of the bookmarked content of the consumer and recommendations are sent by the website database.



No. of Pages : 12 No. of Claims : 8

(12) PATENT APPLICATION PUBLICATION

(21) Application No.201921033251 A

(19) INDIA

(22) Date of filing of Application :17/08/2019

(43) Publication Date : 19/02/2021

(54) Title of the invention : SYSTEM AND METHOD FOR CREATION, DISTRIBUTION AND TRACKING OF ADVERTISING

(51) International classification	:G06Q0030020000, G06Q0030000000, G06F0016953700, H04M0015060000, B82Y0010000000	(71) Name of Applicant : 1)MESBRO TECHNOLOGIES PRIVATE LIMITED Address of Applicant :Flat no C/904, Geomatrix Dev, Plot no 29, Sector 25, Kamothe, Raigarh-410209, Maharashtra, India Maharashtra India
(31) Priority Document No	:NA	(72) Name of Inventor :
(32) Priority Date	:NA	1)Mr. Bhaskar Vijay Ajgaonkar
(33) Name of priority country	:NA	
(86) International Application No	:NA	
Filing Date	:NA	
(87) International Publication No	: NA	
(61) Patent of Addition to Application Number	:NA	
Filing Date	:NA	
(62) Divisional to Application Number	:NA	
Filing Date	:NA	

(57) Abstract :

A system and method for creation, distribution and tracking of advertising via electronic networks, enabling creation of advertisements using licensed third party content and placement of said ads at desired network locations, utilizing an auction of ad spaces based on bids placed by advertisers to have their ads displayed at such locations. When a network user/ad viewer requests an ad by clicking or other action, an auction algorithm executes to select the ad to be displayed from those that bid for display at such ad space location and then the ad is composed and delivered to the ad space location by accessing a relational database storing commands that retrieve, assemble and dispatch the licensed ad content. Usage and display of licensed content on designated ad space are tracked to enable cost-per-use charging for both use of licensed content and ad display at the designated ad space.

No. of Pages : 10 No. of Claims : 4

(12) PATENT APPLICATION PUBLICATION

(21) Application No.201921033252 A

(19) INDIA

(22) Date of filing of Application :17/08/2019

(43) Publication Date : 19/02/2021

(54) Title of the invention : SYSTEM AND METHOD FOR KEYWORD BID MANAGEMENT IN AN ONLINE ADVERTISING SYSTEM

(51) International classification	:G06Q0030020000, G06Q0030060000, G06Q0040000000, G06Q0030080000, H01L0021288000	(71) Name of Applicant : 1)MESBRO TECHNOLOGIES PRIVATE LIMITED Address of Applicant :Flat no C/904, Geomatrix Dev, Plot no 29, Sector 25, Kamothe, Raigarh-410209, Maharashtra, India Maharashtra India
(31) Priority Document No	:NA	(72) Name of Inventor :
(32) Priority Date	:NA	1)Mr. Bhaskar Vijay Ajsaonkar
(33) Name of priority country	:NA	
(86) International Application No	:NA	
Filing Date	:NA	
(87) International Publication No	: NA	
(61) Patent of Addition to Application Number	:NA	
Filing Date	:NA	
(62) Divisional to Application Number	:NA	
Filing Date	:NA	

(57) Abstract :

In a technique for managing keyword bid amounts in an online advertising system (OAS), a closed-loop feedback technique that integrates data integration, keyword management, bid management, product-search results and user activities is used to optimize revenue generation from online advertisements for websites, such as e-commerce websites. Bids on a group of keywords associated with products are based on an estimated profitability of the group of keywords. Then, the resulting traffic to an associated e-commerce website is monitored by determining a financial performance metric of the e-commerce website, which facilitates subsequent feed-back adaptation. Is adjusted based on the determined financial performance metric. Moreover, the bid amounts for the group of keywords are modified based on the determined financial performance metric.



No. of Pages : 12 No. of Claims : 8

(12) PATENT APPLICATION PUBLICATION

(21) Application No.201921033253 A

(19) INDIA

(22) Date of filing of Application :17/08/2019

(43) Publication Date : 19/02/2021

(54) Title of the invention : SYSTEM AND METHOD FOR DATA ORGANIZATION AND MANAGEMENT

(51) International classification	:G06F0021620000, G06F0016335000, G06Q0030060000, G06F0016951000, H04H0060530000	(71) Name of Applicant : 1)MESBRO TECHNOLOGIES PRIVATE LIMITED Address of Applicant :Flat no C/904, Geomatrix Dev, Plot no 29, Sector 25, Kamothe, Raigarh-410209, Maharashtra, India Maharashtra India
(31) Priority Document No	:NA	(72) Name of Inventor :
(32) Priority Date	:NA	1)Mr. Bhaskar Vijay Ajgaonkar
(33) Name of priority country	:NA	
(86) International Application No	:NA	
Filing Date	:NA	
(87) International Publication No	: NA	
(61) Patent of Addition to Application Number:	NA	
Filing Date	:NA	
(62) Divisional to Application Number	:NA	
Filing Date	:NA	

(57) Abstract :

An information storage and management system pre-categorize information in generic categories to which the information generally pertains, to facilitate organization of information with little or no effort on the part of the recipient. Providers send information to user data repositories associated with unique user destination addresses within the system. Identifiers associated with the information allow the recipient to easily assess the nature of the information and conduct further processing of the information if desired. At least one of the identifiers associated with the information is a category identifier, used to place the information in a location within the user data repository reserved for information in that given identified category. One of the ways in which the recipient can further process the information is to place the information in a custom location according to a custom category location within the user data repository.



No. of Pages : 13 No. of Claims : 3

(12) PATENT APPLICATION PUBLICATION

(21) Application No.201921033256 A

(19) INDIA

(22) Date of filing of Application :17/08/2019

(43) Publication Date : 19/02/2021

(54) Title of the invention : SMART METER AND THEFT DETECTION.

(51) International classification	:G01D0004000000, G08B0013140000, G01R0022060000, H04Q0009000000, G07C0005080000	(71) Name of Applicant : 1)SHRIJA RAJEN SHETH Address of Applicant :C-201, Dev Shikhar Apartments, Near Ganesh Circle, Near Lacasa Inn, City Anand State Gujarat Country India Pin code 388001 Gujarat India
(31) Priority Document No	:NA	2)GAURAV BIRENDER SINGLA
(32) Priority Date	:NA	3)JAYKUMAR MANHARBHAI VALA
(33) Name of priority country	:NA	(72) Name of Inventor :
(86) International Application No	:NA	1)SHRIJA RAJEN SHETH
Filing Date	:NA	2)GAURAV BIRENDER SINGLA
(87) International Publication No	: NA	3)JAYKUMAR MANHARBHAI VALA
(61) Patent of Addition to Application Number	:NA	
Filing Date	:NA	
(62) Divisional to Application Number	:NA	
Filing Date	:NA	

(57) Abstract :

A smart meter with an anti-theft module for electricity and method thereof which reads both analog and digital data, to the device with real-time theft and accident detection alerts system. The present invention consists of reading the meter(s) and sending this information in digital form to designated server destination of regulatory body/agency and user along with real-time alerts in case of meter tampering or theft or accident. An automatic meter reader with theft/accident detection alerts comprises a control unit that is the master part of this electronic assembly. the online module is for the purpose of transmitting timely data/alerts to the regulatory body/agency with the help of a control unit. Theft detection sensors and accidental sensors are connected to the control unit which gives the alerts in real-time to the regulatory body/agency only if such an event is triggered.



No. of Pages : 28 No. of Claims : 10

(12) PATENT APPLICATION PUBLICATION

(21) Application No.201921033270 A

(19) INDIA

(22) Date of filing of Application :18/08/2019

(43) Publication Date : 19/02/2021

(54) Title of the invention : AN OPTIMIZED VORTEX REFRIGERATOR IN AN AUTOMOBILE

(51) International classification	:F25B0009040000, A61Q0019000000, F28F0001020000, B60H0001000000, H01L0023467000	(71)Name of Applicant : 1)Ruhil Prashantkumar Shah Address of Applicant :A-35, KRUPA APPARTMENT, B/H LAVANYA SOCIETY, VASNA, AHMEDABAD CITY, GUJARAT. 380007 Gujarat India 2)Vinodkumar R Manglik
(31) Priority Document No	:NA	(72)Name of Inventor :
(32) Priority Date	:NA	1)Ruhil Prashantkumar Shah
(33) Name of priority country	:NA	2)Vinodkumar R Manglik
(86) International Application No	:NA	3)Shailja Akashkumar Saraiya
Filing Date	:NA	
(87) International Publication No	: NA	
(61) Patent of Addition to Application Number	:NA	
Filing Date	:NA	
(62) Divisional to Application Number	:NA	
Filing Date	:NA	

(57) Abstract :

Abstract AN OPTIMIZED VORTEX TUBE REFRIGERATOR IN AN AUTOMOBILE A vortex tube, optimized for enhancing the cooling effect of conventional cooling system and power source by using natural inlet air and thus improving cooling system of the automobile, having a combined effect of modified automobile architecture features which includes air-dam and fins and by providing external components such as air-dam splitter, air-duct; arranged in a manner to streamline the inlet air flow.



No. of Pages : 23 No. of Claims : 8

(12) PATENT APPLICATION PUBLICATION

(21) Application No.201923033134 A

(19) INDIA

(22) Date of filing of Application :16/08/2019

(43) Publication Date : 19/02/2021

(54) Title of the invention : MECHANISM TO PRODUCE COMPRESSED AIR THROUGH WEIGHT OF MOVING VEHICLES

(51) International classification	:F03G0007080000, F02B0075240000, F01B0005000000, F02B0075220000, F03G0007100000	(71) Name of Applicant : 1)AVELINO B CARVALHO Address of Applicant :797/1, NH-17, ALTO PORVORIM, GOA, INDIA-403521. Goa India
(31) Priority Document No	:NA	(72) Name of Inventor : 1)AVELINO B CARVALHO
(32) Priority Date	:NA	
(33) Name of priority country	:NA	
(86) International Application No	:NA	
Filing Date	:NA	
(87) International Publication No	: NA	
(61) Patent of Addition to Application Number	:201921005509	
Filed on	:12/02/2019	
(62) Divisional to Application Number	:NA	
Filing Date	:NA	

(57) Abstract :

The present invention relates to mechanism capable of producing compressed air through the weight of vehicles, through vertical and inclined mounted air pumps under flexible rumblers actuated by moving vehicles ,and balanced crankshaft assemblies fitted with gear / pinion on one side and flywheel on the other, mounted on brackets with ball bearings under flexible rumblers actuated by connecting rod mechanism to flexible rumblers, and balanced crankshaft assemblies fitted with pistons and gear/pinion on one side and flywheel on the other mounted on cylinder blocks with ball bearings and actuated by striking on pistons mechanism.



No. of Pages : 32 No. of Claims : 11

(54) Title of the invention : CONTINUOUS COPPER REFINING EQUIPMENT AND METHOD

(51) International classification	:C22B0015000000, F27D0003140000, C22B0015060000, C22B0015020000, F27B0014020000	(71) Name of Applicant : 1)CHINA NERIN ENGINEERING CO., LTD. Address of Applicant :888 Qianhu Avenue, Hongjiaozhou District, Nanchang, Jiangxi 330031, China China
(31) Priority Document No	:201910759240.2	(72) Name of Inventor :
(32) Priority Date	:16/08/2019	1)YUAN, Jianping
(33) Name of priority country	:China	2)WANG, Tao
(86) International Application No	:NA	3)XIONG, Liu
Filing Date	:NA	4)LIAO, Wenjiang
(87) International Publication No	: NA	5)LIU, Tao
(61) Patent of Addition to Application Number	:NA	
Filing Date	:NA	
(62) Divisional to Application Number	:NA	
Filing Date	:NA	

(57) Abstract :

Provided are a continuous copper refining equipment and method. The continuous copper refining equipment includes a smelting furnace and a converting furnace connected to the smelting furnace via a launder (30). The smelting furnace includes a smelting furnace body (10) and a smelting slag discharging chamber (14) disposed at a side of the smelting furnace body (10). The smelting furnace body (10) includes a copper matte region and a smelting slag region. A smelting slag discharging port (15) of the smelting slag discharging chamber (14) is set at a height of 800 to 1200 mm above the copper matte region. The smelting furnace body (10) is provided with a primary tuyere (12) set at the smelting slag region and at a height of 300 to 600 mm from a top of the smelting slag region; and a secondary tuyere (13) set above the smelting slag region. (Fig. 1)



No. of Pages : 25 No. of Claims : 14

(12) PATENT APPLICATION PUBLICATION

(21) Application No.202024021197 A

(19) INDIA

(22) Date of filing of Application :20/05/2020

(43) Publication Date : 19/02/2021

(54) Title of the invention : OPERATING METHOD OF MEMORY CONTROLLER, STORAGE DEVICE AND THE OPERATING METHOD THEREOF

(51) International classification	:H04L0029080000, C07D0417140000, C07D0417060000, C07D0263320000, G03G0015000000	(71) Name of Applicant : 1)SAMSUNG ELECTRONICS CO., LTD. Address of Applicant :129, Samsung-ro Yeongtong-gu Suwon-si Gyeonggi-do 16677, Republic of Korea Republic of Korea
(31) Priority Document No	:10-2019-0098568	(72) Name of Inventor :
(32) Priority Date	:13/08/2019	1)SHIN, Dong-Min
(33) Name of priority country	:Republic of Korea	2)KIM, Min Uk
(86) International Application No	:NA	3)RA, Young Suk
Filing Date	:NA	4)SONG, Tae Hyun
(87) International Publication No	: NA	5)CHOI, Seong Hyeog
(61) Patent of Addition to Application Number	:NA	6)SON, Hong Rak
Filing Date	:NA	
(62) Divisional to Application Number	:NA	
Filing Date	:NA	

(57) Abstract :

An operating method of a memory controller is provided. The operating method includes receiving a first read data and a second conversion information, the second conversion information including data obtained by converting a second read data based on a linear operation, and the first read data and the second read data including data read from same memory cells; converting the first read data based on the linear operation to generate a first conversion information; performing a logical operation on the first conversion information and the second conversion information to generate an operation information; performing an inverse operation of the linear operation on the operation information to generate a reliability information; and correcting an error of the first read data based on the first read data and the reliability information.



No. of Pages : 44 No. of Claims : 20

(12) PATENT APPLICATION PUBLICATION

(21) Application No.202024027719 A

(19) INDIA

(22) Date of filing of Application :30/06/2020

(43) Publication Date : 19/02/2021

(54) Title of the invention : BALE WRAP REMOVAL DEVICE UTILIZING SHAPE MEMORY WIRE

(51) International classification	:A61F0005080000, A61F0007000000, B32B0003280000, G03B0017560000, A45C0013000000	(71) Name of Applicant : 1)DEERE & COMPANY Address of Applicant :ONE JOHN DEERE PLACE, MOLINE, ILLINOIS, 61265, USA U.S.A.
(31) Priority Document No	:16/539033	(72) Name of Inventor :
(32) Priority Date	:13/08/2019	1)STEPHEN E. OTMBRIEN
(33) Name of priority country	:U.S.A.	
(86) International Application No	:NA	
Filing Date	:NA	
(87) International Publication No	: NA	
(61) Patent of Addition to Application Number:	:NA	
Filing Date	:NA	
(62) Divisional to Application Number	:NA	
Filing Date	:NA	

(57) Abstract :

A wrap removal assembly includes an elongated support member extending along a central longitudinal axis and having an exterior surface. A snagging wire is disposed adjacent the exterior surface of the elongated support member and includes an active material changeable between a first shape and a second shape in response to a control signal. The snagging wire presents a catch spaced outward and away from the exterior surface when disposed in the first shape to snag the wrap material and gather the wrap material around the elongated support member. The snagging wire is positioned substantially flat against the exterior surface of the elongated support member when disposed in the second shape to release the wrap material and allow removal of the wrap material from the elongated support member. FIG 1



No. of Pages : 32 No. of Claims : 20

(12) PATENT APPLICATION PUBLICATION

(21) Application No.202024030048 A

(19) INDIA

(22) Date of filing of Application :15/07/2020

(43) Publication Date : 19/02/2021

(54) Title of the invention : REREGISTRATION TO SLICES WITH MAPPED S-NSSAIS ALONE IN 5G SYSTEM

(51) International classification	:H04W0060000000, H04W0036000000, H04W0008060000, H04W0036140000, H04L0029060000	(71) Name of Applicant : 1)MediaTek Singapore Pte. Ltd. Address of Applicant :No. 1 Fusionopolis Walk, #03-01 Solaris, Singapore 138628 Singapore
(31) Priority Document No	:62/886,440	(72) Name of Inventor :
(32) Priority Date	:14/08/2019	1)Marko NIEMI
(33) Name of priority country	:U.S.A.	2)Jaakko SITOMANIEMI
(86) International Application No	:NA	
Filing Date	:NA	
(87) International Publication No	: NA	
(61) Patent of Addition to Application Number	:NA	
Filing Date	:NA	
(62) Divisional to Application Number	:NA	
Filing Date	:NA	

(57) Abstract :

A method of registering to slices with mapped S-NSSAI alone in a 5GS is described. The method can include, upon a UE entering a VPLMN, the UE having a first PDN connection or a first PDU session that is to be transferred to the VPLMN and associated with a first HPLMN S-NSSAI, determining whether the UE has a first VPLMN S-NSSAI applicable in the VPLMN corresponding to the first HPLMN S-NSSAI. If not, a registration request message can be transmitted to register to a slice of the VPLMN for transferring the first PDN connection or the first PDU session to the VPLMN. The registration request message can include the first HPLMN S-NSSAI as a first mapped S-NSSAI for indicating the slice of the VPLMN to which the UE intends to register for transferring the first PDN connection or the first PDU session.



No. of Pages : 33 No. of Claims : 10

(12) PATENT APPLICATION PUBLICATION

(21) Application No.202024033403 A

(19) INDIA

(22) Date of filing of Application :04/08/2020

(43) Publication Date : 19/02/2021

(54) Title of the invention : PLASTIC LENS BARREL, IMAGING LENS MODULE AND ELECTRONIC DEVICE

(51) International classification	:G02B0013000000, G02B0007020000, G02B0019000000, G01R0001067000, G02B0005000000	(71) Name of Applicant : 1)LARGAN PRECISION CO., LTD. Address of Applicant :No.11, Jingke Rd., Nantun Dist., Taichung City 408, Taiwan
(31) Priority Document No	:108128794	(72) Name of Inventor :
(32) Priority Date	:13/08/2019	1)Cheng-Feng LIN
(33) Name of priority country /region	:Taiwan	2)Lin-An CHANG
(86) International Application No	:NA	3)Hsiang-Chi TANG
Filing Date	:NA	
(87) International Publication No	: NA	
(61) Patent of Addition to Application Number	:NA	
Filing Date	:NA	
(62) Divisional to Application Number	:NA	
Filing Date	:NA	

(57) Abstract :

A plastic barrel, which surrounds a central axis, includes an object-side portion and a tubular portion. The object-side portion includes an object-side opening and a reverse inclined structure. The reverse inclined structure surrounds the object-side opening and includes a reverse inclined surface and at least one annular concave structure. The at least one annular concave structure is disposed on an object side of the reverse inclined surface and recessed from the object-side opening along a direction away from the central axis, wherein a sectional surface of the at least one annular concave structure passing through the central axis includes a valley point and two concave ends, and the two concave ends are disposed on an object side and an image side of the valley point, respectively. The tubular portion is connected to the object-side portion and extends to the image side.



No. of Pages : 92 No. of Claims : 25

(12) PATENT APPLICATION PUBLICATION

(21) Application No.202027035382 A

(19) INDIA

(22) Date of filing of Application :17/08/2020

(43) Publication Date : 19/02/2021

(54) Title of the invention : METHOD FOR PERFORMING CHANNEL ESTIMATION IN WIRELESS COMMUNICATION SYSTEM AND APPARATUS THEREFOR

(51) International classification :H04W 72/04, H04W 72/12, H04L 25/02
(31) Priority Document No :62/716991
(32) Priority Date :10/08/2018
(33) Name of priority country :U.S.A.
(86) International Application No :PCT/KR2019/010230
Filing Date :12/08/2019
(87) International Publication No :WO 2020/032774
(61) Patent of Addition to Application Number :NA
Filing Date :NA
(62) Divisional to Application Number :NA
Filing Date :NA

(71)Name of Applicant :

1)LG ELECTRONICS INC.

Address of Applicant :128, Yeoui-daero, Yeongdeungpo-Gu, Seoul 07336 Republic of Korea

(72)Name of Inventor :

1)LEE, Hyunho

2)BAE, Duckhyun

3)YI, Yunjung

4)SEO, Inkwon

(57) Abstract :

Proposed is a method for performing channel estimation of a physical downlink control channel (PDCCH) in a wireless communication system. Specifically, a method performed by a terminal may comprise the steps of: transmitting, to a base station, terminal capability information related to channel estimation; receiving, from the base station, information on a PDCCH monitoring period; and performing channel estimation on the basis of the information on the PDCCH monitoring period, wherein the terminal capability information includes information on the maximum number of control channel elements (CCEs), channel estimation of which can be performed per PDCCH monitoring period.



No. of Pages : 97 No. of Claims : 14

(12) PATENT APPLICATION PUBLICATION

(21) Application No.202027040220 A

(19) INDIA

(22) Date of filing of Application :17/09/2020

(43) Publication Date : 19/02/2021

(54) Title of the invention : PROCESS FOR REMOVING METHOXYETHANOL FROM A MIXTURE COMPRISING METHOXYETHANOL AND MORPHOLINE

(51) International classification :C07D 295/023
(31) Priority Document No :18161945.3
(32) Priority Date :15/03/2018
(33) Name of priority country :EPO
(86) International Application No :PCT/EP2019/055676
Filing Date :07/03/2019
(87) International Publication No :WO 2019/175008
(61) Patent of Addition to Application Number :NA
Filing Date :NA
(62) Divisional to Application Number :NA
Filing Date :NA

(71)Name of Applicant :

1)BASF SE

Address of Applicant :Carl-Bosch-Strasse 38 67056
Ludwigshafen am Rhein Germany

(72)Name of Inventor :

1)HEIDEMANN, Thomas

2)KOCH, Eva

3)BECKER, Barbara

4)NIKOLIC, Lydia

5)SCHWABAUER, Inna

6)BICKELHAUPT, Jutta

7)GUETTLER, Antje

8)OEZKOZANOGLU, Claudia

9)HARNISCH, Uwe

(57) Abstract :

A process for removing methoxyethanol from a mixture comprising methoxyethanol and morpholine makes use of the selective absorption of methoxyethanol on a mixed oxide comprising a spinel phase. The mixed oxide contains 20% to 30% by weight of MgO and 80% to 70% by weight of Al₂O₃. The spinel phase has the formula MgAl₂O₄. The mixture is a prepurified reaction output from the reaction of diethylene glycol with ammonia in the presence of an amination catalyst.

No. of Pages : 12 No. of Claims : 12

(54) Title of the invention : IRON CORE FOR TRANSFORMER

(51) International classification	:H01F 27/245, H01F 1/16, C21D 8/12, H01F 41/02	(71) Name of Applicant : 1)JFE STEEL CORPORATION Address of Applicant :2-3, Uchisaiwai-cho 2-chome, Chiyoda-ku, Tokyo 1000011 Japan
(31) Priority Document No	:2018-069919	(72) Name of Inventor :
(32) Priority Date	:30/03/2018	1)OMURA Takeshi
(33) Name of priority country	:Japan	2)INOUE Hirotaka
(86) International Application No	:PCT/JP2019/014274	3)OKABE Seiji
Filing Date	:29/03/2019	
(87) International Publication No	:WO 2019/189859	
(61) Patent of Addition to Application Number	:NA	
Filing Date	:NA	
(62) Divisional to Application Number	:NA	
Filing Date	:NA	

(57) Abstract :

The present invention reduces vibration of an iron core and ameliorates the noise of a transformer. An iron core for a transformer, said iron core having a plurality of oriented electromagnetic steel sheets laminated therein, wherein in at least one of the oriented electromagnetic steel sheets, (1) the oriented electromagnetic steel sheet has a region in which a closure domain is formed in a direction intersecting a rolling direction, and a region in which a closure domain is not formed, and when S is the area of the oriented electromagnetic steel sheet, S1 is the area of the region in which a closure domain is formed, S0 is the area of the region in which a closure domain is not formed, and S1a is the area of a region that is within the region in which a closure domain is formed and experiences, when excited in the rolling direction at a maximum magnetic flux density of 1.7T and a frequency of 50Hz, at least 2—10⁻⁷ more elongation at a maximum displacement point than the elongation of the region in which the closure domain is not formed, (2) the area ratio R0, which is defined as the ratio of S0 to S, is 0.10-3.0%, and (3) the area ratio R1a, which is defined as the ratio of S1a to S1, is 50% or more.

No. of Pages : 31 No. of Claims : 3

(54) Title of the invention : BLAST FURNACE FACILITY AND OPERATION METHOD FOR BLAST FURNACE

(51) International classification	:C21B 7/00, C21B 5/00, C21B 7/20, C21B 7/24, F27B 1/26	(71) Name of Applicant : 1)JFE STEEL CORPORATION Address of Applicant :2-3, Uchisaiwai-cho 2-chome, Chiyoda-ku, Tokyo 1000011 Japan
(31) Priority Document No	:2018-062437	(72) Name of Inventor :
(32) Priority Date	:28/03/2018	1)KASHIHARA Yusuke
(33) Name of priority country	:Japan	2)OKAMOTO Yuki
(86) International Application No	:PCT/JP2019/012606	3)ISHIWATA Natsuo
Filing Date	:25/03/2019	
(87) International Publication No	:WO 2019/189034	
(61) Patent of Addition to Application Number	:NA	
Filing Date	:NA	
(62) Divisional to Application Number	:NA	
Filing Date	:NA	

(57) Abstract :

Provided is a blast furnace facility having a measurement means for accurately and quickly determining the surface profile of a furnace burden. This blast furnace facility comprises: a rotating chute for charging a raw material into the furnace through the top of the blast furnace; a plurality of tuyeres for blowing hot air and fine powdered coal into the furnace; a profile measurement device for measuring the surface profile of the burden charged in the furnace through the rotating chute; and a blown amount control device for controlling the blown amount of at least the hot air or the fine powdered coal in the tuyeres, wherein the profile measurement device has a radio range finder that is provided at the top of the furnace and that is for measuring the distance to the surface of the burden charged in the furnace, and a calculator for deriving the surface profile of the burden on the basis of furnace overall distance data relating to the distance, to the surface of the burden, determined by scanning detection waves of the range finder in the perimeter direction of the blast furnace.



No. of Pages : 30 No. of Claims : 6

(12) PATENT APPLICATION PUBLICATION

(21) Application No.202027040329 A

(19) INDIA

(22) Date of filing of Application :17/09/2020

(43) Publication Date : 19/02/2021

(54) Title of the invention : METHOD FOR CONTROLLING A POLYPHASE ENGINE

(51) International classification :H02P 8/16, H02P
8/00
(31) Priority Document No :1853070
(32) Priority Date :09/04/2018
(33) Name of priority country :France
(86) International Application No :PCT/FR2019/050832
Filing Date :09/04/2019
(87) International Publication No :WO 2019/197775
(61) Patent of Addition to Application
Number :NA
Filing Date :NA
(62) Divisional to Application Number :NA
Filing Date :NA

(71)**Name of Applicant :**
1)MOVING MAGNET TECHNOLOGIES
Address of Applicant :1, rue Christiaan Huygens ZAC
Lafayette 25000 Besançon France
(72)**Name of Inventor :**
1)PETREMENT, Geoffroy
2)CALLERANT, Guillaume

(57) Abstract :

The invention concerns a method for controlling a polyphase actuator consisting of supplying each phase with a periodically varying voltage having a periodic sequence of interval P_i , having constant duration and amplitude An,i , where n corresponds to the rank of the phase and i to the rank of the interval determining a target position PC_i of the actuator rotor, in order to define a sinusoidal voltage envelope, said actuator further comprising a movable member, a stator equipped with electrical coils and a sensor detecting the mechanical position of said movable member with respect to said stator, as well as a microcontroller. The microcontroller determines, at times T_{capter} , the mechanical position of said mechanical member, The microcontroller calculates, at each of said times T_{capter} , the difference between the mechanical position and the target position PC_i corresponding to the interval P_i and the microcontroller calculates a coefficient k as a function of said difference, the microcontroller weights the amplitude of the supply applied to said phases by the coefficient k in order to supply said phases with the weighted amplitude voltages An,ik .

No. of Pages : 13 No. of Claims : 14

(54) Title of the invention : HERMETIC COMPRESSOR

(51) International classification	:F04C 18/356, F04C 28/28	(71)Name of Applicant :
(31) Priority Document No	:NA	1)MITSUBISHI ELECTRIC CORPORATION
(32) Priority Date	:NA	Address of Applicant :7-3, Marunouchi 2-chome, Chiyoda-ku,
(33) Name of priority country	:NA	Tokyo 1008310 Japan
(86) International Application No	:PCT/JP2018/011608	(72)Name of Inventor :
Filing Date	:23/03/2018	1)SUZUKI, Katsuki
(87) International Publication No	:WO 2019/180900	2)SUGIURA, Kanichiro
(61) Patent of Addition to Application Number	:NA	3)IYANAGI, Tomohiro
Filing Date	:NA	
(62) Divisional to Application Number	:NA	
Filing Date	:NA	

(57) Abstract :

The compression mechanism of this hermetic compressor has a hollow cylinder, a crankshaft which is rotated by an electric motor, a rolling piston which is fitted to the eccentric shaft of the crankshaft and which rotates eccentrically along the inner peripheral surface of the cylinder, a vane which divides a refrigerant compression chamber into a high-pressure region and a low-pressure region, and a spring which urges the vane against the outer peripheral surface of the rolling piston so that the vane follows the eccentric rotation of the rolling piston. A case which contains the spring is provided to the body section of a hermetic container. The case has a frangible section, the strength of which against an external force acting from the axis of the crankshaft to the outside of the hermetic container is lower than that of the hermetic container, and the case is in communication with the compression chamber. The case is positioned so that the distance measured in the radial direction of the cylinder from the axis of the crankshaft to the frangible section is not less than the distance measured in the radial direction of the cylinder from the axis of the crankshaft to the outer peripheral surface of the hermetic container.



No. of Pages : 11 No. of Claims : 3

(12) PATENT APPLICATION PUBLICATION

(21) Application No.202027040363 A

(19) INDIA

(22) Date of filing of Application :17/09/2020

(43) Publication Date : 19/02/2021

(54) Title of the invention : CONTINUOUS OR SEMI-CONTINUOUS PROCESS FOR THE PREPARATION OF ETHYLENE GLYCOL AND CATALYST SYSTEM FOR USE THEREIN

(51) International classification	:C07C 29/132, C07C 31/20, B01J 23/30, B01J 23/652	(71)Name of Applicant : 1)AVANTIUM KNOWLEDGE CENTRE B.V. Address of Applicant :Zekeringstraat 29 1014 BV Amsterdam Netherlands
(31) Priority Document No	:2020584	(72)Name of Inventor :
(32) Priority Date	:14/03/2018	1)VAN DER WAAL, Jan Cornelis
(33) Name of priority country	:Netherlands	2)DEKKER, Paula
(86) International Application No	:PCT/EP2019/056509	3)SINGH, Jagdeep
Filing Date	:14/03/2019	4)MCKAY, Benjamin
(87) International Publication No	:WO 2019/175362	
(61) Patent of Addition to Application Number	:NA	
Filing Date	:NA	
(62) Divisional to Application Number	:NA	
Filing Date	:NA	

(57) Abstract :

A continuous or semi-continuous process for the preparation of ethylene glycol from a carbohydrate source including: reacting, in a reactor, at a temperature in the range from equal to or more than 170°C to equal to or less than 270°C, at least a portion of a carbohydrate source in the presence of hydrogen, a solvent, and a catalyst system, to yield ethylene glycol; wherein the catalyst system includes: a homogeneous catalyst, which homogeneous catalyst contains tungsten; and a heterogeneous catalyst, which heterogeneous catalyst contains one or more transition metals from groups 8, 9 and 10 of the Periodic Table of the Elements supported on a carrier; and wherein continuously or periodically additional heterogeneous catalyst is added to the reactor. Further described is a catalyst system that can be used in such a process.



No. of Pages : 27 No. of Claims : 7

(12) PATENT APPLICATION PUBLICATION

(21) Application No.202027040364 A

(19) INDIA

(22) Date of filing of Application :17/09/2020

(43) Publication Date : 19/02/2021

(54) Title of the invention : PROCESS FOR THE PRODUCTION OF ETHYLENE GLYCOL AND HETEROGENEOUS CATALYST COMPOSITION

(51) International classification	:C07C 29/132, C07C 31/20, B01J 38/52, B01J 23/30, B01J 23/652	(71)Name of Applicant : 1)AVANTIUM KNOWLEDGE CENTRE B.V. Address of Applicant :Zekeringstraat 29 1014 BV Amsterdam Netherlands
(31) Priority Document No	:2020585	(72)Name of Inventor :
(32) Priority Date	:14/03/2018	1)SINGH, Jagdeep
(33) Name of priority country	:Netherlands	2)DEKKER, Paula
(86) International Application No	:PCT/EP2019/056512	3)VAN DER WAAL, Jan Cornelis
Filing Date	:14/03/2019	4)MCKAY, Benjamin
(87) International Publication No	:WO 2019/175365	
(61) Patent of Addition to Application Number	:NA	
Filing Date	:NA	
(62) Divisional to Application Number	:NA	
Filing Date	:NA	

(57) Abstract :

The invention relates to a process for the production of ethylene glycol including the steps of: (i) reacting, in a reactor, at a temperature in the range from equal to or more than 170°C to equal to or less than 270°C, at least a portion of a carbohydrate source in the presence of hydrogen, a solvent, a homogeneous catalyst, which homogeneous catalyst contains tungsten, and a heterogeneous catalyst, which heterogeneous catalyst contains one or more transition metals from groups 8, 9 and 10 of the Periodic Table of the Elements, yielding ethylene glycol and a spent heterogeneous catalyst; (ii) regenerating the spent heterogeneous catalyst by removing at least a portion of deposited tungsten species from the spent heterogeneous catalyst, yielding a regenerated heterogeneous catalyst; and (iii) using at least a portion of the regenerated heterogeneous catalyst as heterogeneous catalyst in the reaction of step (i). The invention further relates to a regenerated heterogeneous catalyst composition obtainable therein.



No. of Pages : 28 No. of Claims : 14

(12) PATENT APPLICATION PUBLICATION

(21) Application No.202027040374 A

(19) INDIA

(22) Date of filing of Application :17/09/2020

(43) Publication Date : 19/02/2021

(54) Title of the invention : CONTROL DEVICE FOR RAILWAY VEHICLE

(51) International classification	:B61C 17/12, H05K 5/03
(31) Priority Document No	:NA
(32) Priority Date	:NA
(33) Name of priority country	:NA
(86) International Application No	:PCT/JP2018/012277
Filing Date	:27/03/2018
(87) International Publication No	:WO 2019/186673
(61) Patent of Addition to Application Number	:NA
Filing Date	:NA
(62) Divisional to Application Number	:NA
Filing Date	:NA

(71)Name of Applicant :

1)MITSUBISHI ELECTRIC CORPORATION

Address of Applicant :7-3, Marunouchi 2-chome, Chiyoda-ku, Tokyo 1008310 Japan

(72)Name of Inventor :

1)WATAI Atsuki

(57) Abstract :

A control device (1) for a railway vehicle is provided with a housing (11) and a cover (12) which closes an opening (14). The cover (12) has attached thereto a lock (13) and a limiting member (16). The limiting member (16) is positioned either at a lockable position where the locking of the cover (12) is permitted, or at a locking limiting position where the locking of the cover (12) is limited. The control device (1) is further provided with a biasing member (17) which biases the limiting member (16) toward an unlocking position. When the opening (14) becomes closed by the cover (12), a pressing member (18) presses the limiting member (16) to position the limiting member (16) at the lockable position, and the locking of the cover (12) is permitted.



No. of Pages : 13 No. of Claims : 6

(12) PATENT APPLICATION PUBLICATION

(21) Application No.202027040379 A

(19) INDIA

(22) Date of filing of Application :17/09/2020

(43) Publication Date : 19/02/2021

(54) Title of the invention : TRANSACTION PROCESSING METHOD AND SYSTEM, AND SERVER

(51) International classification :H04L 29/08
(31) Priority Document No :201810273942.5
(32) Priority Date :29/03/2018
(33) Name of priority country :China
(86) International Application No :PCT/CN2019/073233
Filing Date :25/01/2019
(87) International Publication No :WO 2019/184577
(61) Patent of Addition to Application Number :NA
Filing Date :NA
(62) Divisional to Application Number :NA
Filing Date :NA

(71)**Name of Applicant :**
1)CHINA UNIONPAY CO., LTD.
Address of Applicant :CUP Tower, 36 Hanxiao Road, Pudong
new area Shanghai 200135 China
(72)**Name of Inventor :**
1)ZHOU, Jiajing
2)MIAO, Hao
3)ZHOU, Jien

(57) Abstract :

A transaction processing method and system, and a server. The method comprises: after a first node obtains at least one statement corresponding to a first transaction, the first node may classify each statement, and send the at least one statement to at least one second node according to the type of each statement, respectively, so that the at least one second node generates an execution plan corresponding to the received statement according to the statement; then the first node may process the first transaction according to the received execution plan which corresponds to the at least one statement of the first transaction and is sent by the at least one second node. In this way, embodiments of the present invention can process statements of multiple types at the same time, thereby effectively improving the processing efficiency of the system, reducing the operating burden of the system, and ensuring the transactionality of the system.

No. of Pages : 39 No. of Claims : 14

(12) PATENT APPLICATION PUBLICATION

(21) Application No.202027040403 A

(19) INDIA

(22) Date of filing of Application :18/09/2020

(43) Publication Date : 19/02/2021

(54) Title of the invention : PREEMPTION INDICATION FOR LOW LATENCY COMMUNICATIONS ON DYNAMICALLY ALLOCATED RESOURCES

(51) International classification :H04W 72/12
(31) Priority Document No :62/657657
(32) Priority Date :13/04/2018
(33) Name of priority country :U.S.A.
(86) International Application No :PCT/US2019/027259
Filing Date :12/04/2019
(87) International Publication No :WO 2019/200276
(61) Patent of Addition to Application Number :NA
Filing Date :NA
(62) Divisional to Application Number :NA
Filing Date :NA

(71)**Name of Applicant :**
1)QUALCOMM INCORPORATED
Address of Applicant :ATTN: International IP Administration
5775 Morehouse Drive San Diego, California 92121-1714 U.S.A.
(72)**Name of Inventor :**
1)FAKOORIAN, Seyed Ali Akbar
2)SUN, Jing
3)ZHANG, Xiaoxia
4)LIU, Chih-Hao
5)YERRAMALLI, Srinivas

(57) Abstract :

Some wireless communications systems may support different types of communications between base stations and user equipment (UEs), such as mobile broadband (MBB) communications and low latency communications. Low latency communications may be associated with bursty and unpredictable transmissions. As described herein, to facilitate low latency communications and limit the latency associated with waiting on appropriate resources for transmitting low latency data, a base station may schedule downlink low latency transmissions on uplink resources or uplink low latency transmissions on downlink resources. Further, to limit the latency associated with scheduling low latency communications, a base station may be configured with a carrier for transmitting preemption indications (PIs) to one or more UEs to reassign resources for low latency communications. Similarly, in some cases, a UE may be configured with a carrier to transmit scheduling requests (SRs) to request resources for low latency communications.

No. of Pages : 60 No. of Claims : 30

(12) PATENT APPLICATION PUBLICATION

(21) Application No.202027040508 A

(19) INDIA

(22) Date of filing of Application :18/09/2020

(43) Publication Date : 19/02/2021

(54) Title of the invention : METHOD FOR ARTICLE AUTHENTICATION

(51) International classification	:G06K 9/20, G06K 19/06, B41M 3/14	(71) Name of Applicant : 1)CHAMELEON INNOVATIONS AUSTRALIA (CIA) PTY LTD
(31) Priority Document No	:2018900526	Address of Applicant :33 Teddington Road BURSWOOD, Western Australia 6100 Australia
(32) Priority Date	:20/02/2018	(72) Name of Inventor :
(33) Name of priority country	:Australia	1)FONTAINE, Thomas Joseph Clayborne
(86) International Application No	:PCT/AU2019/050140	
Filing Date	:20/02/2019	
(87) International Publication No	:WO 2019/161445	
(61) Patent of Addition to Application Number	:NA	
Filing Date	:NA	
(62) Divisional to Application Number	:NA	
Filing Date	:NA	

(57) Abstract :

A method of marking an article for authentication, the comprising the steps of applying an identification mark to an article, said mark comprising an array of varying sized markings, where the combination of the shape, the spatial distribution and the varying sizes of the markings imparts a distinctiveness to the identification mark recording the identification mark in a database and associating information relating to the article with the identification mark in the database, wherein comparison of the identification mark on the article and the database enables the identification mark to be associated with the information relating to the article on the database.

No. of Pages : 21 No. of Claims : 23

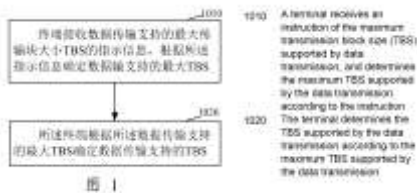
(54) Title of the invention : TRANSMISSION METHOD AND DEVICE, COMPUTER READABLE STORAGE MEDIUM

(51) International classification :H04W 74/00
 (31) Priority Document No :201810300467.6
 (32) Priority Date :04/04/2018
 (33) Name of priority country :China
 (86) International Application No :PCT/CN2019/081333
 Filing Date :03/04/2019
 (87) International Publication No :WO 2019/192541
 (61) Patent of Addition to Application Number :NA
 Filing Date :NA
 (62) Divisional to Application Number :NA
 Filing Date :NA

(71)**Name of Applicant :**
1)ZTE CORPORATION
 Address of Applicant :ZTE Plaza, Keji Road South, Hi-Tech Industrial Park, Nanshan District Shenzhen, Guangdong 518057 China
(72)Name of Inventor :
1)LIU, Kun
2)DAI, Bo
3)FANG, Huiying
4)YANG, Weiwei

(57) Abstract :

Disclosed by the present text are a transmission method and device and a computer readable storage medium. The transmission method comprises: a terminal receives an instruction of the maximum transmission block size (TBS) supported by data transmission, and determines the maximum TBS supported by the data transmission according to the instruction; and the terminal determines the TBS supported by the data transmission according to the maximum TBS supported by the data transmission.



No. of Pages : 32 No. of Claims : 24

(12) PATENT APPLICATION PUBLICATION

(21) Application No.202027040561 A

(19) INDIA

(22) Date of filing of Application :18/09/2020

(43) Publication Date : 19/02/2021

(54) Title of the invention : TRANSPORT SYSTEM FOR A PIPE AND METHOD FOR DELIVERING A PIPE

(51) International classification :B65H 49/38
(31) Priority Document No :10 2018 107 306.2
(32) Priority Date :27/03/2018
(33) Name of priority country :Germany
(86) International Application No :PCT/EP2019/057610
Filing Date :26/03/2019
(87) International Publication No :WO 2019/185639
(61) Patent of Addition to Application Number :NA
Filing Date :NA
(62) Divisional to Application Number :NA
Filing Date :NA

(71)**Name of Applicant :**
**1)SANDVIK MATERIALS TECHNOLOGY
DEUTSCHLAND GMBH**
Address of Applicant :Heerdter Landstrasse 229/243 40549
D¹4sseldorf Germany
(72)**Name of Inventor :**
**1)HEDVALL, Christofer
2)FROB-SE, Thomas**

(57) Abstract :

According to one aspect of the present disclosure, the aim is to create a transport system which makes it possible to transport a pipe of any length and with the required quality to the location of the use of the pipe. The invention therefore relates to a transport system (1, 1', 1'') for a pipe (18) with a transport platform (3), a receptacle (14, 14') for the pipe (18), wherein the receptacle (14, 14') is configured in such a manner that the pipe (18) may be received coiled on the receptacle (14, 14'), a drive (20), wherein the drive (20) is configured in such a manner that the pipe (18) may be conveyed by the drive (20) in a transport direction, and a straightening device (24), wherein the straightening device (24) is configured in such a manner that the pipe (18) can be straightened with the straightening device (24), wherein the receptacle (14, 14'), the drive (20) and the straightening device (24) are arranged on the transport platform (3) in such a manner that the pipe (18) may be drawn automatically from the receptacle (14, 14') and fed to the straightening device (24) by the drive (20).

No. of Pages : 18 No. of Claims : 18

(12) PATENT APPLICATION PUBLICATION

(21) Application No.202027040562 A

(19) INDIA

(22) Date of filing of Application :18/09/2020

(43) Publication Date : 19/02/2021

(54) Title of the invention : TRANSPORT SYSTEM FOR A WIRE OR A SHEET AND METHOD FOR DELIVERING A WIRE OR A SHEET

(51) International classification :B65H 49/38
(31) Priority Document No :10 2018 107 308.9
(32) Priority Date :27/03/2018
(33) Name of priority country :Germany
(86) International Application No :PCT/EP2019/057607
Filing Date :26/03/2019
(87) International Publication No :WO 2019/185636
(61) Patent of Addition to Application Number :NA
Filing Date :NA
(62) Divisional to Application Number :NA
Filing Date :NA

(71)Name of Applicant :
**1)SANDVIK MATERIALS TECHNOLOGY
DEUTSCHLAND GMBH**
Address of Applicant :Heerdter Landstrasse 229/243 40549
D⁴Asseldorf Germany
(72)Name of Inventor :
**1)HEDVALL, Christofer
2)FROB-SE, Thomas**

(57) Abstract :

According to one aspect of the present disclosure, the aim is to create a transport system which makes it possible to transport a wire or sheet of any length and with the required quality to the location of the use of the wire or the sheet. The invention therefore relates to a transport system (1, 1', 1'') for a wire (18) or a plate with a transport platform (3), a receptacle (14, 14') for the wire or the sheet, wherein the receptacle (14, 14') is configured in such a manner that the wire (18) or the sheet may be received coiled on the receptacle (14, 14'), a drive (20), wherein the drive (20) is configured in such a manner that the wire (18) or the sheet may be conveyed by the drive (20) in a transport direction, and a straightening device (24), wherein the straightening device (24) is configured in such a manner that the wire (18) or the sheet can be straightened with the straightening device (24), wherein the receptacle (14, 14'), the drive (20) and the straightening device (24) are arranged on the transport platform (3) in such a manner that the wire (18) or the sheet may be drawn automatically from the receptacle (14, 14') and fed to the straightening device (24) by the drive (20).

No. of Pages : 18 No. of Claims : 17

(12) PATENT APPLICATION PUBLICATION

(21) Application No.202027040563 A

(19) INDIA

(22) Date of filing of Application :18/09/2020

(43) Publication Date : 19/02/2021

(54) Title of the invention : DRIVE FOR AN ADJUSTING INSTRUMENT, IN PARTICULAR FOR ADJUSTING AN EXTERIOR VISION UNIT OF A MOTOR VEHICLE

(51) International classification	:B60R 1/072, B60R 1/074	(71)Name of Applicant :
(31) Priority Document No	:2020641	1)MCI (MIRROR CONTROLS INTERNATIONAL) NETHERLANDS B.V.
(32) Priority Date	:21/03/2018	Address of Applicant :Pompnolenlaan 29 3447 GK Woerden
(33) Name of priority country	:Netherlands	Netherlands
(86) International Application No	:PCT/NL2019/050171	(72)Name of Inventor :
Filing Date	:21/03/2019	1)VAN STIPHOUT, Paulus Gerardus Maria
(87) International Publication No	:WO 2019/182442	2)MAAT, Bastiaan Bartjan
(61) Patent of Addition to Application Number	:NA	
Filing Date	:NA	
(62) Divisional to Application Number	:NA	
Filing Date	:NA	

(57) Abstract :

Drive for an adjusting instrument, comprising a single motor, in particular an electric motor, and a driving shaft coupled therewith. The driving shaft cooperates via a transmission selectively with a first and a second driving path respectively. The drive comprises furthermore an operating mechanism with which the transmission is switchable between the first and the second driving path. The operating mechanism is energized by the motor via the driving shaft and is configured, upon successive energization of the motor from rest of the drive, to select alternately the first and the second driving path as initial driving path.



No. of Pages : 28 No. of Claims : 21

(54) Title of the invention : BLAST FURNACE FACILITY AND OPERATION METHOD FOR BLAST FURNACE

(51) International classification :C21B 7/24, C21B 5/00, C21B 7/20, F27B 1/26, F27D 3/10

(31) Priority Document No :2018-062433

(32) Priority Date :28/03/2018

(33) Name of priority country :Japan

(86) International Application No :PCT/JP2019/012586
Filing Date :25/03/2019

(87) International Publication No :WO 2019/189025

(61) Patent of Addition to Application Number :NA
Filing Date :NA

(62) Divisional to Application Number :NA
Filing Date :NA

(71)Name of Applicant :

1)JFE STEEL CORPORATION

Address of Applicant :2-3, Uchisaiwai-cho 2-chome, Chiyoda-ku, Tokyo 1000011 Japan

(72)Name of Inventor :

1)KASHIHARA Yusuke**2)OKAMOTO Yuki****3)ISHIWATA Natsuo**

(57) Abstract :

Provided is a blast furnace facility having a measurement means for accurately and quickly determining the surface profile of a furnace burden. This blast furnace facility comprises: a rotating chute for charging a raw material into the furnace through the top of the blast furnace; a profile measurement device for measuring the surface profile of the burden charged into the furnace through the rotating chute; and a tilt angle control device for controlling the tilt angle of the rotating chute. The profile measurement device has a radio range finder that is provided at the top of the furnace and that is for measuring the distance to the surface of the burden charged in the furnace, and has at least one of: a calculator for deriving the surface profile of the burden on the basis of furnace overall distance data relating to the distance to the surface of the burden determined by scanning detection waves of the range finder in the perimeter direction of the blast furnace, and for, on the basis of the obtained surface profile, instructing the tilt angle control device to change the tilt angle of the rotating chute being rotated; a calculator for instructing the speed control device to change the rotational speed of the rotating chute being rotated; and a calculator for instructing the speed control device to change the supply speed of the burden supplied to the rotating chute being rotated.



No. of Pages : 21 No. of Claims : 5

(12) PATENT APPLICATION PUBLICATION

(21) Application No.202027040568 A

(19) INDIA

(22) Date of filing of Application :18/09/2020

(43) Publication Date : 19/02/2021

(54) Title of the invention : MEDICAMENT DELIVERY DEVICE AND METHOD OF USING AND MAKING SAME

(51) International classification	:A61M 5/20, A61M 37/00, A61M 5/142	(71) Name of Applicant : 1)CSP TECHNOLOGIES, INC. Address of Applicant :960 West Veterans Boulevard Auburn, Alabama 36832 U.S.A.
(31) Priority Document No	:62/665485	(72) Name of Inventor :
(32) Priority Date	:01/05/2018	1)GIRAUD, Jean-Pierre
(33) Name of priority country	:U.S.A.	2)LUCAS, JR., Franklin Lee
(86) International Application No	:PCT/US2019/030145	3)RABINNE, Bruce
Filing Date	:01/05/2019	
(87) International Publication No	:WO 2019/213218	
(61) Patent of Addition to Application Number	:NA	
Filing Date	:NA	
(62) Divisional to Application Number	:NA	
Filing Date	:NA	

(57) Abstract :

A system, apparatus and method for a tightly sealed, low moisture vapor transmission, low relative humidity headspace atmosphere aseptic vaccine delivery with low particulate generation. The system can include a housing, desiccant and a biasing member designed to quickly and efficiently deliver medicament to a patient.



No. of Pages : 19 No. of Claims : 23

(54) Title of the invention : METALLIC SEALING ASSEMBLY FOR SEALING BETWEEN A ROTATING SHAFT AND A FIXED FRAME

(51) International classification	:F16J 15/08, F16K 1/226, F16K 41/16	(71)Name of Applicant :
(31) Priority Document No	:1852925	1)COMMISSARIAT A L'ENERGIE ATOMIQUE ET AUX ENERGIES ALTERNATIVES
(32) Priority Date	:04/04/2018	Address of Applicant :25 rue Leblanc Bat le Ponant 75015 Paris France
(33) Name of priority country	:France	2)TECHNETICS GROUP FRANCE SAS
(86) International Application No	:PCT/FR2019/050752	(72)Name of Inventor :
Filing Date	:01/04/2019	1)GUMMET, Laurent
(87) International Publication No	:WO 2019/193273	2)JULIAA, Jean-François
(61) Patent of Addition to Application Number	:NA	3)LEFRANCOIS, Michel
Filing Date	:NA	4)DARLES, Christophe
(62) Divisional to Application Number	:NA	5)CONSTANT, Olivier
Filing Date	:NA	

(57) Abstract :

The principal subject of the invention is a metallic sealing assembly (30) between a rotating shaft (16) and a fixed frame (3), characterized in that it comprises: a flexible metallic seal (1) having two tori, inner and outer, that are concentric and of different average diameters, comprising a metal envelope which encases and holds the inner and outer tori; a shaft (16) rotating about an axis of rotation (X), comprising an annular shoulder (7) against which the seal (1) comes to press; a counter-face (14), comprising a contact face (14a) against which the seal (1) comes to press; a wedge block (17) that is positioned around the rotating shaft such that the seal (1) is held between the wedge block (17) and the contact face (14a), the wedge block (17) being mounted so as to be able to slide on the rotating shaft; a metal part which forms a cap (15) through which the rotating shaft (16) passes and which is secured to the frame (3) and/or to the counter-face (14), the rotating shaft (16) being free to rotate with respect to the cap (15) and axially secured to the cap (15).



No. of Pages : 20 No. of Claims : 17

(12) PATENT APPLICATION PUBLICATION

(21) Application No.202027040841 A

(19) INDIA

(22) Date of filing of Application :21/09/2020

(43) Publication Date : 19/02/2021

(54) Title of the invention : CAMERA CONTROL

(51) International classification :A61B 34/30
(31) Priority Document No :1802992.6
(32) Priority Date :23/02/2018
(33) Name of priority country :U.K.
(86) International Application No :PCT/GB2019/050455
Filing Date :20/02/2019
(87) International Publication No :WO 2019/162660
(61) Patent of Addition to Application Number :NA
Filing Date :NA
(62) Divisional to Application Number :NA
Filing Date :NA

(71)**Name of Applicant :**
1)CMR SURGICAL LIMITED
Address of Applicant :1 Evolution Business Park Milton Road
Cambridge, CB24 9NG U.K.
(72)**Name of Inventor :**
1)MARSHALL, Keith
2)CUTHBERTSON, Rebecca Anne
3)DEANE, Gordon Thomas

(57) Abstract :

A master-slave system that includes a first manipulator supporting a first end effector;a second manipulator supporting a second end effector;an input device configured to concurrently receive from a hand of an operator a first movement command to effect a desired movement of the first end effector and a second movement command to effect a desired movement of the second end effector; and a processor configured to determine a desired movement of the first and the second end effectors in response to the first and second movement commands received from the input device respectively.



No. of Pages : 20 No. of Claims : 21

(54) Title of the invention : HYDRAULIC STEERING SYSTEMS FOR VEHICLE WHEELS

(51) International classification	:B62D 7/02, B62D 7/15, B66F 9/22, B62D 5/12	(71) Name of Applicant : 1)COMBILIFT Address of Applicant :Gallinagh, Monaghan Town County Monaghan Ireland
(31) Priority Document No	:1803601.2	(72) Name of Inventor :
(32) Priority Date	:06/03/2018	1)MCVICAR, Martin
(33) Name of priority country	:U.K.	2)MOFFETT, Robert
(86) International Application No	:PCT/EP2019/051235	3)WHYTE, Mark
Filing Date	:18/01/2019	
(87) International Publication No	:WO 2019/170310	
(61) Patent of Addition to Application Number	:NA	
Filing Date	:NA	
(62) Divisional to Application Number	:NA	
Filing Date	:NA	

(57) Abstract :

A steering system (10) for a vehicle wheel (12) has a wheel carrier (14) for mounting a steered wheel (12), the wheel carrier (14) being rotatably mounted with respect to the vehicle about a steering axis to allow the wheel (12) to be steered. A hydraulic cylinder (20) has a piston therein and a rigid connecting rod assembly (22) extending from the piston out of the cylinder (20). The rigid connecting rod assembly (22) comprises a first section (22) adapted to reciprocate into and out of the cylinder (20) and a second section (26) rigidly extending from the first section (22) to a pivot point connection (50) where it is pivotally connected to the wheel carrier (14) at an offset from the steering axis. The hydraulic cylinder (20) is pivotally mounted on the vehicle such that it is prevented from translational movement relative to the vehicle but capable of changing its orientation with respect to the vehicle. Due to the rigid connecting rod assembly (22) and the pivot connection to the wheel carrier (14), as well as the pivotal mounting of the cylinder (20) on the vehicle, lateral strains on the seals of the hydraulic cylinder (20) are avoided.



No. of Pages : 10 No. of Claims : 13

(54) Title of the invention : NON-INTRUSIVE PIPE WALL DIAGNOSTICS

(51) International classification	:G01N 25/20, G01K 13/00	(71) Name of Applicant : 1)ROSEMOUNT INC
(31) Priority Document No	:15/934101	Address of Applicant :6021 Innovation Boulevard Shakopee, Minnesota 55379 U.S.A.
(32) Priority Date	:23/03/2018	(72) Name of Inventor :
(33) Name of priority country	:U.S.A.	1)RUD, Jason H.
(86) International Application No	:PCT/US2019/022427	2)TRIMBLE, Steven R.
Filing Date	:15/03/2019	
(87) International Publication No	:WO 2019/182882	
(61) Patent of Addition to Application Number	:NA	
Filing Date	:NA	
(62) Divisional to Application Number	:NA	
Filing Date	:NA	

(57) Abstract :

A pipe diagnostic system (200) includes a sensor capsule (206), measurement circuitry (228) and a controller (222). The sensor capsule (206) is configured to be coupled to an exterior surface of a pipe (100) and has at least one temperature sensitive element disposed therein. The measurement circuitry (223) is coupled to the sensor capsule (206) and is configured to measure an electrical characteristic of the at least one temperature sensitive element and provide an indication of the measurement. The controller (222) is coupled to the measurement circuitry (223) and is configured to obtain a transmitter reference measurement (502) and employ a heat transfer calculation (506) with the transmitter reference measurement and the indication to generate an estimated process fluid temperature. The controller (222) is further configured to obtain an indication of process fluid temperature and provide a pipe diagnostic indication (512) based on a comparison of the estimated process fluid temperature and the obtained indication of process fluid temperature.



No. of Pages : 12 No. of Claims : 27

(12) PATENT APPLICATION PUBLICATION

(21) Application No.202027040891 A

(19) INDIA

(22) Date of filing of Application :21/09/2020

(43) Publication Date : 19/02/2021

(54) Title of the invention : ELECTRIC POWER STEERING DEVICE

(51) International classification	:B62D 5/04
(31) Priority Document No	:NA
(32) Priority Date	:NA
(33) Name of priority country	:NA
(86) International Application No	:PCT/JP2018/019585
Filing Date	:22/05/2018
(87) International Publication No	:WO 2019/224899
(61) Patent of Addition to Application Number	:NA
Filing Date	:NA
(62) Divisional to Application Number	:NA
Filing Date	:NA

(71)**Name of Applicant :**
1)MITSUBISHI ELECTRIC CORPORATION
Address of Applicant :7-3, Marunouchi 2-chome, Chiyoda-ku,
Tokyo 1008310 Japan
(72)**Name of Inventor :**
1)ONISHI Yoshihiko
2)ASAO Yoshihito

(57) Abstract :

This electric power steering device is provided with: a motor housing that accommodates therein a motor constituting member and has a waterproof function; and a control unit case that accommodates therein a control device constituting member and has a waterproof function, wherein the output shaft of the motor extends to the outside of the motor housing while maintaining the waterproof function, and is provided with a respiratory device that performs a respiration function on the basis of the pressure variation inside the motor housing.

No. of Pages : 30 No. of Claims : 8

(12) PATENT APPLICATION PUBLICATION

(21) Application No.202027040892 A

(19) INDIA

(22) Date of filing of Application :21/09/2020

(43) Publication Date : 19/02/2021

(54) Title of the invention : SYSTEM FOR DEPLOYING A VASCULAR BYPASS PROSTHESIS

(51) International classification	:A61F 2/966, A61F 2/954, A61F 2/97, A61F 2/958	(71) Name of Applicant : 1)CORQUEST MEDTECH Address of Applicant :Rue de l'Etang 33 1320 Beauchevain Belgium
(31) Priority Document No	:2018/5116	(72) Name of Inventor :
(32) Priority Date	:27/02/2018	1)SEGERS, Bernard
(33) Name of priority country	:Belgium	
(86) International Application No	:PCT/EP2019/053259	
Filing Date	:11/02/2019	
(87) International Publication No	:WO 2019/166208	
(61) Patent of Addition to Application Number	:NA	
Filing Date	:NA	
(62) Divisional to Application Number	:NA	
Filing Date	:NA	

(57) Abstract :

The system, which comprises at least one stent, with an end portion to be introduced into a vessel and to connect it there, has a sheath designed to be introduced into the vessel and comprising a first expansible balloon (8b), for shaping and stabilizing the prosthesis in the vessel, and a second expansible balloon (7), for sealing the junction between said end portion of the prosthesis and the vessel, the system additionally comprising means for expanding the balloons (8b, 7).



No. of Pages : 11 No. of Claims : 9

(12) PATENT APPLICATION PUBLICATION

(21) Application No.202027041007 A

(19) INDIA

(22) Date of filing of Application :22/09/2020

(43) Publication Date : 19/02/2021

(54) Title of the invention : OBJECT MONITORING SYSTEM

(51) International classification :G06Q 10/06, H04W
4/029, H04W 4/30
(31) Priority Document No :2018900664
(32) Priority Date :01/03/2018
(33) Name of priority country :Australia
(86) International Application No :PCT/AU2019/050142
Filing Date :21/02/2019
(87) International Publication No :WO 2019/165495
(61) Patent of Addition to Application
Number :NA
Filing Date :NA
(62) Divisional to Application Number :NA
Filing Date :NA

(71)**Name of Applicant :**
**1)COMMONWEALTH SCIENTIFIC AND INDUSTRIAL
RESEARCH ORGANISATION**
Address of Applicant :Clunies Ross Street Acton, Australian
Capital Territory 2601 Australia
(72)**Name of Inventor :**
1)VALENCIA, Philip Juan
2)HEANEY, Nicholas Alexander

(57) Abstract :

An object monitoring system including a plurality of location beacons, each location beacon being configured to generate a location broadcast message indicative of a beacon location and a tag associated with a respective object in use. The includes a tag memory configured to store object rules, a tag transceiver configured to transmit or receive messages and a tag processing device configured to determine context data at least partially indicative of a tag context by at least one of determining a tag location in accordance with at least one location broadcast message received via the tag transceiver from at least one of a plurality of location beacons and using stored context data, use the object rules and the context data to identify a trigger event, determine an action associated with the trigger event and cause the action to be performed.

=====
=====
=====
=====
=====

No. of Pages : 47 No. of Claims : 52

(54) Title of the invention : MATERIAL HANDLING APPARATUS FOR A MINING MACHINE

(51) International classification	:E21D 9/12, E21C 35/20, E21C 27/00	(71)Name of Applicant :
(31) Priority Document No	:NA	1)SANDVIK MINING AND CONSTRUCTION G.M.B.H.
(32) Priority Date	:NA	Address of Applicant :Alpinestrasse 1 8740 Zeltweg Austria
(33) Name of priority country	:NA	(72)Name of Inventor :
(86) International Application No	:PCT/EP2018/058235	1)WEINBERGER, Gerhard
Filing Date	:29/03/2018	2)SCHICHO, Helga
(87) International Publication No	:WO 2019/185160	3)IRREGGER, Karl
(61) Patent of Addition to Application Number	:NA	
Filing Date	:NA	
(62) Divisional to Application Number	:NA	
Filing Date	:NA	

(57) Abstract :

A flexible material handling apparatus adapted to be installed on a full face heading machine is provided, comprising a material handling member and a linkage member coupled together in a head-tail manner by a joint connection, the linkage member at the other end may be coupled to a frame of a heading machine. The entire apparatus may be retracted to rest on the side of the machine frame, and maintained there by certain locking means. The material handling member may be swivelled about two separate vertical axes and be brought outward to an oblique front position, where one or more locking means may be included to secure the material handling member fixed in place relative to the machine frame.



No. of Pages : 22 No. of Claims : 14

(12) PATENT APPLICATION PUBLICATION

(21) Application No.202027041074 A

(19) INDIA

(22) Date of filing of Application :22/09/2020

(43) Publication Date : 19/02/2021

(54) Title of the invention : PROCESS TO REDUCE ENDOTOXIN IN GELATIN

(51) International classification	:A61K 9/00, A61K 47/42, A61K 9/19	(71) Name of Applicant : 1)CATALENT U.K. SWINDON ZYDIS LIMITED Address of Applicant :Frankland Road, Blagrove Swindon Wiltshire SN5 8YG U.K.
(31) Priority Document No	:62/640394	(72) Name of Inventor :
(32) Priority Date	:08/03/2018	1)WONG, Yik Teng
(33) Name of priority country	:U.S.A.	2)SHIRKHANI, Khojasteh
(86) International Application No	:PCT/IB2019/000234	3)POWE, Ami
Filing Date	:07/03/2019	4)STEWART, Sarah
(87) International Publication No	:WO 2019/171173	
(61) Patent of Addition to Application Number	:NA	
Filing Date	:NA	
(62) Divisional to Application Number	:NA	
Filing Date	:NA	

(57) Abstract :

The present disclosure is directed to processes for reducing the endotoxin level in gelatin and the resulting gelatin with low endotoxin content. The process includes dissolving a salt in a gelatin solution and filtering the gelatin-salt solution using anion exchange to reduce the endotoxin level. After reducing the endotoxin level of the gelatin-salt solution, the low endotoxin gelatin-salt solution is desalted to remove the salt, thereby producing a low endotoxin gelatin solution.

No. of Pages : 29 No. of Claims : 23

(54) Title of the invention : TECHNIQUES FOR CHANNEL ESTIMATION

(51) International classification	:H04L 5/00, H04B 7/06	(71) Name of Applicant : 1)QUALCOMM INCORPORATED Address of Applicant :Attn: International IP Administration 5775 Morehouse Drive San Diego, CA 92121-1714 U.S.A.
(31) Priority Document No	:62/656535	
(32) Priority Date	:12/04/2018	
(33) Name of priority country	:U.S.A.	(72) Name of Inventor :
(86) International Application No	:PCT/US2019/026950	1)HOSSEINI, Seyedkianoush
Filing Date	:11/04/2019	2)CHEN, Wanshi
(87) International Publication No	:WO 2019/200070	3)GAAL, Peter
(61) Patent of Addition to Application Number	:NA	
Filing Date	:NA	
(62) Divisional to Application Number	:NA	
Filing Date	:NA	

(57) Abstract :

Techniques are described herein for performing channel estimation for both uplink and downlink channels. Additional reference signals may be allocated or assigned to various resource elements (REs) of a transmission time interval (TTI). The receiving device (e.g., a base station or a user equipment (UE)) may be configured to use the additional reference signals during channel estimation. The use of additional reference signals may improve the accuracy of the channel estimations. In downlink communications, a base station may allocate one or more channel state information reference signals (CSI-RSs) to a port of a UE. In uplink communications, a UE may transmit several sounding reference signals (SRSs) in a group.

No. of Pages : 59 No. of Claims : 30

(12) PATENT APPLICATION PUBLICATION

(21) Application No.202027041139 A

(19) INDIA

(22) Date of filing of Application :23/09/2020

(43) Publication Date : 19/02/2021

(54) Title of the invention : NON-LEACHING STYRENE-FREE CURED-IN-PLACE PIPE SYSTEM SUITABLE FOR POTABLE WATER APPLICATIONS

(51) International classification :C08F 283/01, C08F 290/06
(31) Priority Document No :62/634481
(32) Priority Date :23/02/2018
(33) Name of priority country :U.S.A.
(86) International Application No :PCT/US2019/016810
Filing Date :06/02/2019
(87) International Publication No :WO 2019/164666
(61) Patent of Addition to Application Number :NA
Filing Date :NA
(62) Divisional to Application Number :NA
Filing Date :NA

(71)**Name of Applicant :**
1)AOC, LLC
Address of Applicant :950 Highway 57 East Collierville, Tennessee 38017 U.S.A.
(72)**Name of Inventor :**
1)MILLER, Gregory C.
2)MOORE, William
3)KINNIN, Luciana
4)WALTMAN, Phillip
5)MCALVIN, John

(57) Abstract :

Styrene-free unsaturated polyester resin and vinyl ester resin compositions are provided which contain low amounts of hazardous air pollutants, good mechanical and physical properties, and good corrosion resistant characteristics. The resin systems are such that minimal or no component is leachable after completion of the curing process. The resins are suitable for repair of sewer pipes and potable water pipe systems as part of a cured-in-place pipe application. Additionally, the invention is suitable for relining of storage tanks. A process for the manufacture of these resin compositions is also provided.

No. of Pages : 30 No. of Claims : 14

(12) PATENT APPLICATION PUBLICATION

(21) Application No.202027041335 A

(19) INDIA

(22) Date of filing of Application :23/09/2020

(43) Publication Date : 19/02/2021

(54) Title of the invention : BIODEGRADABLE AND COMPOSTABLE FOOD PACKAGING UNIT FROM A MOULDED PULP MATERIAL WITH A CELLULOSE-BASE LAMINATE LAYER, AND METHOD FOR MANUFACTURING SUCH FOOD PACKAGING UNIT

(51) International classification	:B65D 65/46, B65D 1/34, C08L 67/00	(71)Name of Applicant :
(31) Priority Document No	:2020687	1)HUHTAMAKI MOLDED FIBER TECHNOLOGY B .V.
(32) Priority Date	:29/03/2018	Address of Applicant :Poolsterweg 3 8938 AN Leeuwarden
(33) Name of priority country	:Netherlands	Netherlands
(86) International Application No	:PCT/NL2019/050196	(72)Name of Inventor :
Filing Date	:28/03/2019	1)KUIPER, Harald John
(87) International Publication No	:WO 2019/190324	2)TIMMERMAN, Jan Hendrik
(61) Patent of Addition to Application Number	:NA	
Filing Date	:NA	
(62) Divisional to Application Number	:NA	
Filing Date	:NA	

(57) Abstract :

The present invention relates to a biodegradable food packaging unit (2) from a moulded pulp material and a method for manufacturing such biodegradable packaging unit. The packaging according to the invention comprises a food receiving or carrying compartment having a food contact surface, wherein the moulded pulp material comprises an amount of a biodegradable aliphatic polyester; wherein the food contact surface comprises a cellulose-based laminate layer (10); and wherein the food packaging unit is a compostable food packaging unit. In a preferred embodiment the amount of biodegradable aliphatic polyester is in the range of 0.5-20 wt. %, more preferably in the range of 1-15 wt. %.



No. of Pages : 17 No. of Claims : 25

(54) Title of the invention : SEARCH SPACE CONFIGURATIONS FOR RANDOM ACCESS MESSAGING

(51) International classification	:H04W 74/08, H04W 72/04	(71) Name of Applicant : 1)QUALCOMM INCORPORATED Address of Applicant :ATTN: International IP Administration 5775 Morehouse Drive San Diego, California 92121-1714 U.S.A.
(31) Priority Document No	:62/659616	(72) Name of Inventor : 1)ISLAM, Muhammad Nazmul 2)SADIQ, Bilal 3)ABEDINI, Navid 4)LEE, Heechoon 5)LUO, Tao
(32) Priority Date	:18/04/2018	
(33) Name of priority country	:U.S.A.	
(86) International Application No	:PCT/US2019/019382	
Filing Date	:25/02/2019	
(87) International Publication No	:WO 2019/203930	
(61) Patent of Addition to Application Number	:NA	
Filing Date	:NA	
(62) Divisional to Application Number	:NA	
Filing Date	:NA	

(57) Abstract :

Methods, systems, and devices for wireless communications are described. In some systems, a user equipment (UE) may perform a random access (RACH) procedure based on a selected synchronization signal block (SSB). During this RACH procedure, a base station may transmit physical downlink control channel (PDCCH) messages for UE RACH message handling. To receive PDCCH signaling for RACH Messages 2, 3, or 4 (Msg 2/3/4), the UE may identify a set of time resources used by the base station for transmitting SSBs that are not quasi-co-located (QCL) with the selected SSB. The UE may identify a Msg 2/3/4 search space that does not overlap with this identified set of resources, and may monitor this identified search space. The search space may correspond to a modified remaining minimum system information (RMSI) search space indicated by the base station, or a valid RMSI search space not indicated by the base station.

No. of Pages : 62 No. of Claims : 66

(54) Title of the invention : LEATHER SHEET SUPPLYING APPARATUS FOR THERMOFORMING MACHINE HAVING ADJUSTABLE PIN

(51) International classification :B29C 51/26, B29C 51/42, G05B 19/19
(31) Priority Document No :10-2018-0096850
(32) Priority Date :20/08/2018
(33) Name of priority country :Republic of Korea
(86) International Application No :PCT/KR2018/010453
Filing Date :07/09/2018
(87) International Publication No :WO 2020/040342
(61) Patent of Addition to Application Number :NA
Filing Date :NA
(62) Divisional to Application Number :NA
Filing Date :NA

(71)**Name of Applicant :**
1)GUNYANG ITT CO., LTD.
Address of Applicant :15, Mieumsandan 5-ro 60beon-gil
Gangseo-gu Busan 46744 Republic of Korea
(72)**Name of Inventor :**
1)KIM, Taek Hyun

(57) Abstract :

The present invention provides a leather sheet supplying apparatus which is for a thermoforming machine and has an adjustable pin. Such a leather sheet supplying apparatus, which is for a thermoforming machine and has an adjustable pin, according to the present invention has the technical features in which: a fixing pin, for supporting a lower portion of an edge section of a leather sheet adhered to a door trim material in a step in which the leather sheet is heated, is configured to be positionally adjustable; and the fixing pin is moved in response to a change in the size of the leather sheet caused by the heating, such that the entire section of the leather sheet is uniformly heated and is also uniformly stretched without wrinkling. Therefore, the quality of the formed product is improved, and fabric is saved. In addition, interference between components is prevented during a step for clamping and transferring the leather sheet, thus increasing the driving stability and efficiency of the apparatus. The configuration of the apparatus is also simplified, which helps to improve durability and reduce manufacturing costs.

No. of Pages : 21 No. of Claims : 5

(54) Title of the invention : IRON CORE FOR TRANSFORMER

(51) International classification	:H01F 27/245, H01F 1/16, C21D 8/12, H01F 41/02	(71) Name of Applicant : 1)JFE STEEL CORPORATION Address of Applicant :2-3, Uchisaiwai-cho 2-chome, Chiyoda-ku, Tokyo 1000011 Japan
(31) Priority Document No	:2018-069889	(72) Name of Inventor :
(32) Priority Date	:30/03/2018	1)OMURA Takeshi
(33) Name of priority country	:Japan	2)INOUE Hirotaka
(86) International Application No	:PCT/JP2019/014271	3)OKABE Seiji
Filing Date	:29/03/2019	
(87) International Publication No	:WO 2019/189857	
(61) Patent of Addition to Application Number	:NA	
Filing Date	:NA	
(62) Divisional to Application Number	:NA	
Filing Date	:NA	

(57) Abstract :

The present invention reduces vibration of an iron core and ameliorates the noise of a transformer. An iron core for a transformer, said iron core having a plurality of oriented electromagnetic steel sheets laminated therein, wherein in at least one of the oriented electromagnetic steel sheets, (1) the oriented electromagnetic steel sheet has a region in which a closure domain is formed in a direction intersecting a rolling direction, and a region in which a closure domain is not formed, and (2) the area ratio R of a region with regard to the entire oriented electromagnetic steel sheet is 0.10-30%, said region experiencing, when excited in the rolling direction at a maximum magnetic flux density of 1.7T and a frequency of 50Hz, at least 2×10^{-7} less shrinkage at a maximum displacement point than the shrinkage of the region in which a closure domain is not formed.



No. of Pages : 27 No. of Claims : 3

(12) PATENT APPLICATION PUBLICATION

(21) Application No.202027041553 A

(19) INDIA

(22) Date of filing of Application :24/09/2020

(43) Publication Date : 19/02/2021

(54) Title of the invention : RESPONSE INFORMATION PROCESSING METHOD, DEVICE AND STORAGE MEDIUM

(51) International classification :H04W 72/12
(31) Priority Document No :NA
(32) Priority Date :NA
(33) Name of priority country :NA
(86) International Application No :PCT/CN2018/078103
Filing Date :06/03/2018
(87) International Publication No :WO 2019/169542
(61) Patent of Addition to Application Number :NA
Filing Date :NA
(62) Divisional to Application Number :NA
Filing Date :NA

(71)**Name of Applicant :**
1)GUANGDONG OPPO MOBILE TELECOMMUNICATIONS CORP., LTD.
Address of Applicant :No.18 Haibin Road, Wusha, Chang'an Dongguan, Guangdong 523860 China
(72)**Name of Inventor :**
1)LIN, Yanan

(57) Abstract :

Disclosed by the present invention is a response information processing method, comprising: a network device determines whether a user equipment sends the response information corresponding to the target data, and obtains the determination result; sending an instruction signaling carrying the determination result to the user equipment; and the user equipment determines, on the basis of the instruction signaling sent by the network device, whether to send the response information corresponding to the target data. Further disclosed are another response information processing method, a network device, a user equipment and a storage medium.

No. of Pages : 22 No. of Claims : 16

(12) PATENT APPLICATION PUBLICATION

(21) Application No.202027041554 A

(19) INDIA

(22) Date of filing of Application :24/09/2020

(43) Publication Date : 19/02/2021

(54) Title of the invention : CONTINUOUS ISOLATION OF CANNABIDIOL AND CONVERSION OF CANNABIDIOL TO DELTA 8-TETRAHYDROCANNABINOL AND DELTA 9-TETRAHYDROCANNABINOL

(51) International classification	:C07D 311/80, A61K 9/48, A61K 31/352	(71)Name of Applicant :
(31) Priority Document No	:62/639608	1)SOCATI TECHNOLOGIES-OREGON, LLC.
(32) Priority Date	:07/03/2018	Address of Applicant :612 Brazos Street Austin, TX 78701
(33) Name of priority country	:U.S.A.	U.S.A.
(86) International Application No	:PCT/US2019/021138	(72)Name of Inventor :
Filing Date	:07/03/2019	1)TEGEN, Mark G.
(87) International Publication No	:WO 2019/173582	2)CHO, Joon
(61) Patent of Addition to Application Number	:NA	
Filing Date	:NA	
(62) Divisional to Application Number	:NA	
Filing Date	:NA	

(57) Abstract :

In alternative embodiments, provided are processes comprising the continuous isolation and purification of cannabinoids and further isomerization of the purified cannabidiol to 8tetrahydrocannabinol (8THC) and 9tetrahydrocannabinol (9THC). In alternative embodiments, provided are processes for converting 8-THC into 9-THC. In alternative embodiments, provided are processes for the industrial scale continuous isolation and purification of cannabinoids and further isomerization of the purified cannabidiol to delta 9 - THC.



No. of Pages : 151 No. of Claims : 91

(12) PATENT APPLICATION PUBLICATION

(21) Application No.202027041652 A

(19) INDIA

(22) Date of filing of Application :25/09/2020

(43) Publication Date : 19/02/2021

(54) Title of the invention : METHOD AND DEVICE FOR CANCELLING UPLINK TRANSMISSION

(51) International classification	:H04W0056000000, H04W0072140000, H03L0001000000, H04W0072120000, H04W0052140000	(71) Name of Applicant : 1)VIVO MOBILE COMMUNICATION CO., LTD. Address of Applicant :#283, BBK Road, Wusha, Chang'an Dongguan, Guangdong 523860 China
(31) Priority Document No	:201810254010.6	(72) Name of Inventor :
(32) Priority Date	:26/03/2018	1)CHEN, Xiaohang
(33) Name of priority country	:China	2)LU, Zhi
(86) International Application No	:PCT/CN2019/077649	3)PAN, Xueming
Filing Date	:11/03/2019	
(87) International Publication No	:WO 2019/184688	
(61) Patent of Addition to Application Number	:NA	
Filing Date	:NA	
(62) Divisional to Application Number	:NA	
Filing Date	:NA	

(57) Abstract :

Provided are a method and device for cancelling uplink transmission. The method comprises: when an uplink transmission cancellation instruction is received, determining a first start time, wherein the first start time is a start time of a reference time area; and determining, based on the first start time, a target time area where uplink transmission is cancelled.



No. of Pages : 41 No. of Claims : 14

(12) PATENT APPLICATION PUBLICATION

(21) Application No.202027041672 A

(19) INDIA

(22) Date of filing of Application :25/09/2020

(43) Publication Date : 19/02/2021

(54) Title of the invention : DEMODULATION REFERENCE SIGNAL CONFIGURATION FOR SHORTENED TRANSMISSION TIME INTERVAL BASELINE PATTERN

(51) International classification	:H04L0005000000, H04W0072040000, H04L0027260000, H04B0007060000, H04W0072120000
(31) Priority Document No	:62/661631
(32) Priority Date	:23/04/2018
(33) Name of priority country	:U.S.A.
(86) International Application No	:PCT/US2019/028306
Filing Date	:19/04/2019
(87) International Publication No	:WO 2019/209653
(61) Patent of Addition to Application Number	:NA
Filing Date	:NA
(62) Divisional to Application Number	:NA
Filing Date	:NA

(71)Name of Applicant :

1)QUALCOMM INCORPORATED

Address of Applicant :Attn: International IP Administration
5775 Morehouse Drive San Diego, California 92121-1714 U.S.A.

(72)Name of Inventor :

1)HOSSEINI, Seyedkianoush

2)FARAJIDANA, Amir

(57) Abstract :

Methods, systems, and devices for wireless communications are described. One method may include identifying a baseline demodulation reference signal (DMRS) mapping pattern for mapping of DMRS data to resource elements (REs) within a shortened transmission time interval (sTTI) based on a number of layers for which a user equipment (UE) is configured. In some examples, the number of layers may be configured on a per-unit basis. The method may further include determining a shifted DMRS mapping pattern based on the baseline DMRS mapping pattern and a reference signal configuration associated with reference signals other than a DMRS, configuring REs within the sTTI according to the shifted DMRS mapping pattern, and transmitting the configured REs.



No. of Pages : 51 No. of Claims : 30

(54) Title of the invention : MAISONETTE TYPE APARTMENT HOUSE DESIGN STRUCTURE FOR REDUCING NOISE BETWEEN FLOORS AND ALLOWING EASY REMODELING

(51) International classification	:E04H0001040000, E04B0005430000, H01L0021033000, E02D0017040000, E04B0001260000
(31) Priority Document No	:10-2018-0038501
(32) Priority Date	:03/04/2018
(33) Name of priority country	:Republic of Korea
(86) International Application No	:PCT/KR2019/003867
Filing Date	:02/04/2019
(87) International Publication No	:WO 2019/194532
(61) Patent of Addition to Application Number	:NA
Filing Date	:NA
(62) Divisional to Application Number	:NA
Filing Date	:NA

(71)Name of Applicant :

1)PARK, Dae YeungAddress of Applicant :25 Geumgabuk-gil Geumga-myeon
Chungju-si Chungcheongbuk-do 27442 Republic of Korea**2)PARK, Ji Yong**

(72)Name of Inventor :

1)PARK, Dae Yeung**2)PARK, Ji Yong**

(57) Abstract :

The present invention relates to a design structure of an apartment house in which a plurality of apartment units, configured to have a maisonette type by combining two floors including an upper floor and a lower floor into one, are repeatedly arranged vertically and horizontally, wherein: each apartment unit has a living room disposed on the upper floor and a plurality of bedrooms disposed on the lower floor; double pillars, which are spaced apart from each other, are installed on side boundaries of adjacent apartment units, respectively; each of the double pillars includes a pair of first pillars disposed inside an apartment unit and a pair of second pillars disposed outside the apartment unit and disposed inside an adjacent apartment unit; each of the first pillars has a first beam member connectedly installed thereto and serving as a structure for transferring a load; each of the second pillars has a second beam member connectedly installed thereto and serving as a structure for transferring a load; and double pillar connecting beams for connecting the first pillars and the second pillars are additionally provided on the side surface of a slab of the lower floor.



No. of Pages : 14 No. of Claims : 5

(12) PATENT APPLICATION PUBLICATION

(21) Application No.202027041741 A

(19) INDIA

(22) Date of filing of Application :25/09/2020

(43) Publication Date : 19/02/2021

(54) Title of the invention : WIRELESS COMMUNICATION METHOD AND COMMUNICATION DEVICE

(51) International classification	:H04L0005000000, H04L0005160000, H04W0072040000, H04N0021266800, H04B0007040000	(71) Name of Applicant : 1)GUANGDONG OPPO MOBILE TELECOMMUNICATIONS CORP., LTD. Address of Applicant :No. 18 Haibin Road, Wusha, Chang'an Dongguan, Guangdong 523860 China
(31) Priority Document No	:NA	(72) Name of Inventor :
(32) Priority Date	:NA	1)LIN, Yanan
(33) Name of priority country	:NA	
(86) International Application No	:PCT/CN2018/103084	
Filing Date	:29/08/2018	
(87) International Publication No	:WO 2020/042036	
(61) Patent of Addition to Application Number	:NA	
Filing Date	:NA	
(62) Divisional to Application Number	:NA	
Filing Date	:NA	

(57) Abstract :

Provided in the embodiments of the present application are a wireless communication method and communication device, capable of realizing feedback aiming at data of a plurality of time units. The method comprises: determining a second time unit according to a time domain position of at least one first time unit in a plurality of first time units used for transmitting data; and transmitting feedback information by using the second time unit, wherein the feedback information is feedback information aiming at the data transmitted on the plurality of first time units.



No. of Pages : 22 No. of Claims : 13

(12) PATENT APPLICATION PUBLICATION

(21) Application No.202027047683 A

(19) INDIA

(22) Date of filing of Application :02/11/2020

(43) Publication Date : 19/02/2021

(54) Title of the invention : ENCAPSULATION STRUCTURE, ENCAPSULATION METHOD, AND DISPLAY DEVICE

(51) International classification	:H01L0051520000, H01L0051560000, H01F0027320000, B29C0045140000, C23C0016040000	(71) Name of Applicant : 1)BOE TECHNOLOGY GROUP CO., LTD. Address of Applicant :No. 10 Jiuxianqiao Rd. Chaoyang District Beijing China
(31) Priority Document No	:201810962401.3	(72) Name of Inventor :
(32) Priority Date	:22/08/2018	1)QIN, Chengjie
(33) Name of priority country	:China	2)WANG, Tao
(86) International Application No	:PCT/CN2019/101146	3)ZHANG, Song
Filing Date	:16/08/2019	
(87) International Publication No	:WO 2020/038301	
(61) Patent of Addition to Application Number	:NA	
Filing Date	:NA	
(62) Divisional to Application Number	:NA	
Filing Date	:NA	

(57) Abstract :

An encapsulation structure (10), an encapsulation method, and a display device. The encapsulation structure (10) comprises: at least two encapsulation structure layers (100) covering an outer side of a device (20) to be encapsulated, wherein at least one of the at least two encapsulation structure layers (100) comprises an inorganic layer and an organic layer (103) stacked together, the inorganic layer has one or more openings, and at least one of the one or more openings has an elastic structure (104) that facilitates enhancing tensile strength and bending resistance of the encapsulation structure (10).



No. of Pages : 25 No. of Claims : 19

(12) PATENT APPLICATION PUBLICATION

(21) Application No.202127002496 A

(19) INDIA

(22) Date of filing of Application :19/01/2021

(43) Publication Date : 19/02/2021

(54) Title of the invention : PHYSICAL CHANNEL AND METHOD FOR TRANSMITTING AND RECEIVING SIGNALS IN WIRELESS COMMUNICATION SYSTEM, AND APPARATUS USING SAME

(51) International classification	:H04L0005000000, H04W0056000000, H04W0074080000, H04J0011000000, H04W0072120000	(71) Name of Applicant : 1)WILUS INSTITUTE OF STANDARDS AND TECHNOLOGY INC. Address of Applicant :5F 216 Hwangsaetul-ro Bundang-Gu Seongnam-Si Gyeonggi-do Republic of Korea
(31) Priority Document No	:10-2018-0093884	(72) Name of Inventor :
(32) Priority Date	:10/08/2018	1)NOH, Minseok
(33) Name of priority country	:Republic of Korea	2)CHOI, Kyungjun
(86) International Application No	:PCT/KR2019/010241	3)KWAK, Jinsam
Filing Date	:12/08/2019	
(87) International Publication No	:WO 2020/032781	
(61) Patent of Addition to Application Number	:NA	
Filing Date	:NA	
(62) Divisional to Application Number	:NA	
Filing Date	:NA	

(57) Abstract :

A base station in a wireless communication system is disclosed. Each base station in the wireless communication comprises: a communication module; and a processor. When the processor attempts to transmit a synchronization signal and PBCH block (SSB) at a SSB transmission candidate position in a discovery reference signal (DRS) transmission window, and fails to transmit an SSB at a first SSB transmission candidate position in a first DRS transmission window, the processor then attempts to transmit the SSB at a second SSB transmission candidate position that is later than the first SSB transmission candidate position in the first DRS transmission window. The DRS transmission window is a time interval in which the base station can transmit the SSB. The SSB transmission candidate position indicates a time point at which the base station can start SSB transmission within the DRS transmission window.



No. of Pages : 84 No. of Claims : 19

(54) Title of the invention : SEALED AND THERMALLY INSULATING TANK

(51) International classification	:F17C0003020000, B63B0025160000, F17C0013000000, B65D0090060000, B01D0061080000	(71) Name of Applicant : 1)GAZTRANSPORT ET TECHNIGAZ Address of Applicant :1 route de Versailles Saint Remy Les Chevreuse France
(31) Priority Document No	:1856973	(72) Name of Inventor :
(32) Priority Date	:26/07/2018	1)OULALITE, Mohammed
(33) Name of priority country	:France	2)CHARBONNIER, Pierre
(86) International Application No	:PCT/FR2019/051847	3)SASSI, Mohamed
Filing Date	:25/07/2019	4)BOYEAU, Marc
(87) International Publication No	:WO 2020/021208	5)DELETRE, Bruno
(61) Patent of Addition to Application Number	:NA	6)PRUNIER, Raphaël
Filing Date	:NA	
(62) Divisional to Application Number	:NA	
Filing Date	:NA	

(57) Abstract :

Sealed and thermally insulating tank, comprising a secondary insulation barrier (2), a corrugated secondary sealing membrane (3), a primary insulation barrier (4) and a corrugated primary sealing membrane (5), the primary corrugations (14) and the secondary corrugations (10) being superimposed in a thickness direction, the dimension in the thickness direction of the primary insulation barrier (4) being smaller than the dimension of the secondary corrugations (10) taken in said thickness direction such that the secondary corrugations (10) pass through passages (13) of the primary insulation barrier (4) and are partially housed in the primary corrugations (14), the tank further comprising a primary reinforcement member (20) inserted in the thickness direction between a secondary corrugation (10) and a primary corrugation (14) placed on top of one another to strengthen said primary corrugation (14).



No. of Pages : 25 No. of Claims : 15

(12) PATENT APPLICATION PUBLICATION

(21) Application No.202127002498 A

(19) INDIA

(22) Date of filing of Application :19/01/2021

(43) Publication Date : 19/02/2021

(54) Title of the invention : CONVERSION PROCESS OF ANHYDROUS OFF-GAS STREAM COMING FROM MELAMINE SYNTHESIS PLANTS INTO UREA

(51) International classification	:B01J0027240000, C07D0251600000, C07C0273120000, G01T0001240000, A01G0007040000	(71) Name of Applicant : 1)EUROTECNICA MELAMINE AG Address of Applicant :Samstagerstrasse 41, Wollerau Switzerland
(31) Priority Document No	:102018000006795	(72) Name of Inventor :
(32) Priority Date	:29/06/2018	1)CAVUOTI, Giacomo
(33) Name of priority country	:Italy	2)DE AMICIS, Alberto
(86) International Application No	:PCT/IB2019/055506	3)DI RUOCCO, Giuseppe
Filing Date	:28/06/2019	
(87) International Publication No	:WO 2020/003234	
(61) Patent of Addition to Application Number	:NA	
Filing Date	:NA	
(62) Divisional to Application Number	:NA	
Filing Date	:NA	

(57) Abstract :

A process for converting an anhydrous off-gas stream from melamine synthesis plants to urea and the relative plant for the direct conversion of an anhydrous off-gas stream from melamine synthesis plants into urea, are described.



No. of Pages : 15 No. of Claims : 13

(12) PATENT APPLICATION PUBLICATION

(21) Application No.202127002499 A

(19) INDIA

(22) Date of filing of Application :19/01/2021

(43) Publication Date : 19/02/2021

(54) Title of the invention : DELAYING PRE-TERM BIRTH

(51) International classification :A61B0017420000,
A61B0017120000,
A61B0005000000,
A61F0006140000,
A61B0005107000
(31) Priority Document No :62/687841
(32) Priority Date :21/06/2018
(33) Name of priority country :U.S.A.
(86) International Application No :PCT/IL2019/050696
Filing Date :20/06/2019
(87) International Publication No :WO 2019/244159
(61) Patent of Addition to Application Number :NA
Filing Date :NA
(62) Divisional to Application Number :NA
Filing Date :NA

(71)Name of Applicant :

1)PREGNANTECH LTD.

Address of Applicant :17 Tchelet Street D.N. Misgav Israel

(72)Name of Inventor :

1)SHASHAR, David

2)HARARI, Shahar

3)LILACH, Nir

4)ELIACHAR, Eliahu

5)AGOU, Assaf

6)TROMER, Dotan

7)HAZAN, Yosef

(57) Abstract :

A device for retarding birth, forming a lumen for surrounding a uterine cervix, the device including an upper ring for surrounding the uterine cervix, and an anchoring mechanism for anchoring the device on the cervix. A tool for inserting a device for retarding birth, the device including a device lumen for surrounding a uterine cervix, the tool including a plurality of rods attached to two rings, forming a longitudinal tool lumen, each rod including a connector for attaching to the device for retarding birth at a distal end of the rod, and a mechanism at a proximal end of the rod, for detaching the device for retarding birth at the distal end of the rod. Related apparatus and methods are also described.



No. of Pages : 49 No. of Claims : 18

(12) PATENT APPLICATION PUBLICATION

(21) Application No.202127002664 A

(19) INDIA

(22) Date of filing of Application :20/01/2021

(43) Publication Date : 19/02/2021

(54) Title of the invention : RANDOM ACCESS METHOD, TERMINAL DEVICE AND NETWORK SIDE DEVICE

(51) International classification :H04W0074080000,
H04L0005000000,
G06F0021310000,
H04J0013000000,
H04W0024080000

(31) Priority Document No :201810646114.1

(32) Priority Date :21/06/2018

(33) Name of priority country :China

(86) International Application No :PCT/CN2019/091698
Filing Date :18/06/2019

(87) International Publication No :WO 2019/242604

(61) Patent of Addition to Application Number :NA
Filing Date :NA

(62) Divisional to Application Number :NA
Filing Date :NA

(71)**Name of Applicant :**
1)VIVO MOBILE COMMUNICATION CO.,LTD.
Address of Applicant :#283, BBK Road, Wusha, Chang'an
Dongguan, Guangdong China

(72)**Name of Inventor :**
1)BAO, Wei
2)WU, Yumin

(57) Abstract :

Provided are a random access method, a terminal device and a network side device. The method comprises: performing a listen before talk (LBT) operation on LBT frequency bands corresponding to N physical random access channel opportunity (RO) resources, and selecting M target RO resources from the N RO resources, wherein in the N RO resources, there are at least two RO resources that correspond to different LBT frequency bands, the target RO resources are RO resources with successful LBT in the N RO resources, N is an integer greater than one, and M is an integer less than or equal to N and greater than or equal to one; and sending a preamble by using the M target RO resources.

No. of Pages : 49 No. of Claims : 22

(12) PATENT APPLICATION PUBLICATION

(21) Application No.202127002671 A

(19) INDIA

(22) Date of filing of Application :20/01/2021

(43) Publication Date : 19/02/2021

(54) Title of the invention : CSI MEASUREMENT CONFIGURATION AND UE CAPABILITY SIGNALING

(51) International classification	:H04W0024100000, H04W0072040000, H04L0001000000, H04W0076270000, H04W0072120000	(71) Name of Applicant : 1)MEDIATEK INC. Address of Applicant :No. 1, Dusing Rd. 1st, Science-Based Industrial Park Hsin-Chu, Taiwan China
(31) Priority Document No	:62/687929	(72) Name of Inventor :
(32) Priority Date	:21/06/2018	1) TSAI, Lung-Sheng
(33) Name of priority country	:U.S.A.	2)VIRTANEN, Teemu Tapio
(86) International Application No	:PCT/CN2019/092300	
Filing Date	:21/06/2019	
(87) International Publication No	:WO 2019/242737	
(61) Patent of Addition to Application Number	:NA	
Filing Date	:NA	
(62) Divisional to Application Number	:NA	
Filing Date	:NA	

(57) Abstract :

In an aspect of the disclosure, a method, a computer-readable medium, and an apparatus are provided. The apparatus may be a UE. The UE receives a first trigger indicating at least one trigger state for reporting channel state information on a carrier or multiple carriers. The UE generates respective one or more channel state information reports associated with each of the at least one trigger state, each of the respective one or more channel state information reports being generated in accordance with a respective set of configurations that are unique with respect to sets of configurations used to generate the rest of the respective one or more channel state information reports. The UE sends the respective one or more channel state information reports associated with each of the at least one trigger state.



No. of Pages : 15 No. of Claims : 12

(12) PATENT APPLICATION PUBLICATION

(21) Application No.202127002694 A

(19) INDIA

(22) Date of filing of Application :20/01/2021

(43) Publication Date : 19/02/2021

(54) Title of the invention : MEROCYANINE CRYSTALLIZATION PROCESS

(51) International classification	:A61K0008410000, C09B0023100000, H04N0019700000, G03F0007400000, C08B0037080000	(71) Name of Applicant : 1)BASF SE Address of Applicant :Carl-Bosch-Strasse 38 Ludwigshafen am Rhein Germany
(31) Priority Document No	:18183223.9	(72) Name of Inventor :
(32) Priority Date	:12/07/2018	1)WINKLER, Barbara
(33) Name of priority country	:EPO	2)SIMON, Levente
(86) International Application No	:PCT/EP2019/068358	
Filing Date	:09/07/2019	
(87) International Publication No	:WO 2020/011766	
(61) Patent of Addition to Application Number	:NA	
Filing Date	:NA	
(62) Divisional to Application Number	:NA	
Filing Date	:NA	

(57) Abstract :

The present invention relates to a process for preparing a crystalline merocyanine compound, comprising the step of dissolving a merocyanine compound in an organic, polar solvent, wherein the process is performed at a pH below 7 in the presence of an acid, wherein residual levels of colored impurities are eliminated.

No. of Pages : 20 No. of Claims : 15

(12) PATENT APPLICATION PUBLICATION

(21) Application No.202127002697 A

(19) INDIA

(22) Date of filing of Application :20/01/2021

(43) Publication Date : 19/02/2021

(54) Title of the invention : EVAPORATIVE EMISSION CONTROL ARTICLES INCLUDING ACTIVATED CARBON

(51) International classification	:F02M0025080000, B01J0020280000, B01D0053040000, B01J0035100000, H01G0011320000	(71) Name of Applicant : 1)BASF CORPORATION Address of Applicant :100 Park Avenue, Florham Park, New Jersey U.S.A.
(31) Priority Document No	:PCT/CN2018/095773	(72) Name of Inventor :
(32) Priority Date	:16/07/2018	1)RUETTINGER, Wolfgang
(33) Name of priority country	:China	2)ALDEN, Laif, R.
(86) International Application No	:PCT/CN2019/095842	3)CHIN, Steven Wesley
Filing Date	:12/07/2019	4)ABRAHAM, Akash
(87) International Publication No	:WO 2020/015591	5)CHEN, Chen
(61) Patent of Addition to Application Number	:NA	
Filing Date	:NA	
(62) Divisional to Application Number	:NA	
Filing Date	:NA	

(57) Abstract :

A coated substrate (2a, 2b) adapted for hydrocarbon adsorption having at least one surface, and a coating on the at least one surface, the coating comprising particulate carbon and a binder, wherein the particulate carbon has a BET surface area of at least about 1300 m²/g; and at least one of: (i) a butane affinity of greater than 60% at 5% butane; (ii) a butane affinity of greater than 35% at 0.5% butane; (iii) a micropore volume greater than about 0.2 ml/g and a mesopore volume greater than about 0.5 ml/g. A bleed emission scrubber (1) and an evaporative emission control canister system (30) comprising the coated substrate (2a,2b) are provided. They can control evaporative hydrocarbon emissions and may provide low diurnal breathing loss (DBL) emissions even under a low purge condition.

No. of Pages : 52 No. of Claims : 115

(12) PATENT APPLICATION PUBLICATION

(21) Application No.202127002742 A

(19) INDIA

(22) Date of filing of Application :20/01/2021

(43) Publication Date : 19/02/2021

(54) Title of the invention : BANDWIDTH ADJUSTMENT METHOD, MOBILE TERMINAL, NETWORK SIDE DEVICE AND MEDIUM

(51) International classification	:H04W0072040000, H04W0028200000, H04W0024080000, H04W00600000000, H04L0005000000
(31) Priority Document No	:201810639868.4
(32) Priority Date	:20/06/2018
(33) Name of priority country	:China
(86) International Application No	:PCT/CN2019/091217
Filing Date	:14/06/2019
(87) International Publication No	:WO 2019/242567
(61) Patent of Addition to Application Number	:NA
Filing Date	:NA
(62) Divisional to Application Number	:NA
Filing Date	:NA

(71)Name of Applicant :

1)VIVO MOBILE COMMUNICATION CO., LTD.

Address of Applicant :#283, BBK Road, Wusha, Chang'an Dongguan, Guangdong China

(72)Name of Inventor :

1)ZHANG, Yanxia

2)WU, Yumin

(57) Abstract :

Provided are a bandwidth adjustment method, a mobile terminal, a network side device and a medium. The method comprises: deactivating currently activated bandwidth parts (BWPs) based on a deactivation condition, wherein the currently activated BWPs comprise a BWP to be adjusted in the currently activated BWPs; and switching to a preconfigured default BWP.



No. of Pages : 17 No. of Claims : 24

(12) PATENT APPLICATION PUBLICATION

(21) Application No.202127002751 A

(19) INDIA

(22) Date of filing of Application :20/01/2021

(43) Publication Date : 19/02/2021

(54) Title of the invention : MEASUREMENT INTERVAL PROCESSING METHOD, TERMINAL AND NETWORK NODE

(51) International classification :H04W0024100000,
H04W0088080000,
H04W0036000000,
H04W0024020000,
H04W0024080000

(31) Priority Document No :201810639867.X

(32) Priority Date :20/06/2018

(33) Name of priority country :China

(86) International Application No :PCT/CN2019/091862
Filing Date :19/06/2019

(87) International Publication No :WO 2019/242633

(61) Patent of Addition to Application Number :NA
Filing Date :NA

(62) Divisional to Application Number :NA
Filing Date :NA

(71)Name of Applicant :

1)VIVO MOBILE COMMUNICATION CO., LTD.

Address of Applicant :#283, BBK Road, Wusha, Chang'an
Dongguan, Guangdong China

(72)Name of Inventor :

1)CHEN, Li

(57) Abstract :

The disclosure provides a measurement interval processing method, a terminal and a network node. The method comprises: obtaining a measurement interval configured by a first network node for the terminal and a measurement interval configured by a second network node for the terminal, wherein the measurement interval configured by the first network node for the terminal is different from the measurement interval configured by the second network node for the terminal; and determining a measurement interval used by the terminal according to the measurement interval configured by the first network node for the terminal and the measurement interval configured by the second network node for the terminal.

No. of Pages : 36 No. of Claims : 26

(12) PATENT APPLICATION PUBLICATION

(21) Application No.202127002769 A

(19) INDIA

(22) Date of filing of Application :20/01/2021

(43) Publication Date : 19/02/2021

(54) Title of the invention : SYSTEMS AND METHODS FOR SECURE READ-ONLY AUTHENTICATION

(51) International classification	:H04L0029060000, G06Q0020400000, G06Q0020320000, G06F0001040000, G06K0019070000	(71) Name of Applicant : 1)CAPITAL ONE SERVICES, LLC Address of Applicant :1680 Capital One Drive McLean, Virginia U.S.A.
(31) Priority Document No	:16/014542	(72) Name of Inventor :
(32) Priority Date	:21/06/2018	1)OSBORN, Kevin
(33) Name of priority country	:U.S.A.	2)KELLY, Kevin
(86) International Application No	:PCT/US2019/038487	
Filing Date	:21/06/2019	
(87) International Publication No	:WO 2019/246533	
(61) Patent of Addition to Application Number	:NA	
Filing Date	:NA	
(62) Divisional to Application Number	:NA	
Filing Date	:NA	

(57) Abstract :

A system for authenticating a user with a mobile device comprising a memory storing instructions, and a processor in communication with a network. The processor may be configured to execute the stored instructions to receive, from a mobile device, an authentication request; obtain, from a database, a permanent identifier associated with a transaction card; generate a temporary identifier associated with the transaction card; generate an expected value by encrypting the permanent identifier and the temporary identifier; verify the expected value against an encrypted value received from the mobile device; and transmit an authorization command to the mobile device.

No. of Pages : 14 No. of Claims : 20

(54) Title of the invention : METHOD FOR MEASURING BEAMS, NETWORK SIDE DEVICE, TERMINAL DEVICE, AND STORAGE MEDIUM

(51) International classification :H04L0005000000,
H04B0007060000,
H04W0072040000,
H04W0016280000,
G06F0008350000

(31) Priority Document No :201810651975.9

(32) Priority Date :22/06/2018

(33) Name of priority country :China

(86) International Application No :PCT/CN2019/090815
Filing Date :12/06/2019

(87) International Publication No :WO 2019/242539

(61) Patent of Addition to Application Number :NA
Filing Date :NA

(62) Divisional to Application Number :NA
Filing Date :NA

(71)Name of Applicant :
1)VIVO MOBILE COMMUNICATION CO.,LTD.
Address of Applicant :#283, BBK Road, Wusha, Chang'an
Dongguan, Guangdong China

(72)Name of Inventor :
1)YANG, Yu
2)PAN, Xueming
3)SUN, Peng

(57) Abstract :

Disclosed in the embodiments of the present disclosure are a method for measuring beams, a network side device, a terminal device, and a storage medium. The method comprises: sending configuration information to a terminal device, the configuration information comprising related information of channel state information reference signal (CSI-RS) resources that are used for measuring a beam of an unlicensed frequency band (UFB); according to the configuration information, sending the CSI-RS resources to the terminal device such that the terminal device performs beam measurement on the UFB according to the configuration information and the CSI-RS resources.



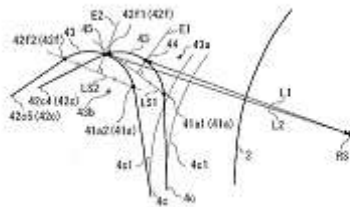
No. of Pages : 35 No. of Claims : 25

(54) Title of the invention : CENTRIFUGAL AIR-SENDING DEVICE, AIR-SENDING APPARATUS, AIR-CONDITIONING APPARATUS, AND REFRIGERATION CYCLE APPARATUS •

(51) International classification	:F04D0029420000, F04D0029440000, F04D0029660000, H01F0027280000, F04D0017160000	(71)Name of Applicant : 1)MITSUBISHI ELECTRIC CORPORATION Address of Applicant :7-3, Marunouchi 2-chome, Chiyoda-ku, Tokyo Japan
(31) Priority Document No	:NA	(72)Name of Inventor :
(32) Priority Date	:NA	1)HAYASHI, Hiroyasu
(33) Name of priority country	:NA	2)TERAMOTO, Takuya
(86) International Application No	:PCT/JP2018/032363	3)MICHIKAMI, Kazuya
Filing Date	:31/08/2018	4)HORIE, Ryo
(87) International Publication No	:WO 2020/044540	5)YAMATANI, Takahiro
(61) Patent of Addition to Application Number	:NA	6)TSUTSUMI, Hiroshi
Filing Date	:NA	
(62) Divisional to Application Number	:NA	
Filing Date	:NA	

(57) Abstract :

This centrifugal blower is provided with an impeller having a main plate and a plurality of blades, and also with a scroll casing for housing the impeller. The scroll casing is provided with a discharge section forming a discharge opening, and with a scroll section having a side wall in which a suction opening is formed, a peripheral wall, and a tongue section which forms a curved surface between an end of the discharge section and the winding start section of the peripheral wall and which conducts an air flow to the discharge opening. The tongue section has a first region located at the position thereof which faces the main plate, and a second region which is located on the side wall side with respect to the first region. The first region has a first vertex where the bisector of a first connection straight line connecting the winding start section and the end section, and a curved line constituting the tongue section intersect, and the second region has a second vertex where the bisector of a second connection straight line connecting the winding start section and the end section, and a curved line constituting the tongue section intersect. If the imaginary straight line connecting a rotation axis and the first vertex is defined as a first straight line, and the imaginary straight line connecting the rotation axis and the second vertex is defined as a second straight line, then the second straight line is longer than the first straight line.



No. of Pages : 72 No. of Claims : 15

(54) Title of the invention : SYSTEM OF PLAY PLATFORM FOR MULTI-MISSION APPLICATION SPANNING ANY ONE OR COMBINATION OF DOMAINS OR ENVIRONMENTS

(51) International classification	:B64C0029000000, B64C0039020000, G05D0001080000, F02K0001760000, B60L0053380000	(71) Name of Applicant : 1)AIRGILITY, INC. Address of Applicant :1900 Campus Commons Drive, Suite 100 Reston, VA U.S.A.
(31) Priority Document No	:62/702151	(72) Name of Inventor :
(32) Priority Date	:23/07/2018	1)VALENTE, Evandro, Gurgel do Amaral
(33) Name of priority country	:U.S.A.	2)VALENTE, Eduardo, Gurgel do Amaral
(86) International Application No	:PCT/US2019/043046	3)MILLER, Tanner, Ray
Filing Date	:23/07/2019	4)JENSEN, Bryan, Phillip
(87) International Publication No	:WO 2020/033140	
(61) Patent of Addition to Application Number	:NA	
Filing Date	:NA	
(62) Divisional to Application Number	:NA	
Filing Date	:NA	

(57) Abstract :

A vehicle is described having an aerodynamically contoured lifting body comprising a plurality of cooperating body modules, wherein at least two of the modules are displaceably secured to each other. The modules include a thrust vectoring module operatively coupled to a propulsive mechanism. The thrust vectoring module is dynamically controlled to affect positioning and actuation of the propulsive mechanism to attain a desired positioning of the vehicle and at least one of a plurality of modes of operation thereof. The thrust vectoring module includes a nacelle module carrying the propulsive mechanism thereon and rotatably displaceable about one or more axes extending from the lifting body. The propulsive mechanism is positioned externally, internally, or in combinations thereof of the nacelle module and is tiltably displaceable about one or more axes of the nacelle module.

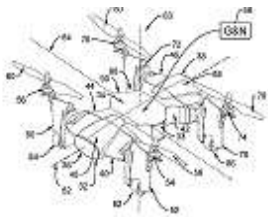


FIG. 1A

No. of Pages : 36 No. of Claims : 20

(54) Title of the invention : WEAR PART, BUCKET, SYSTEM AND METHOD

(51) International classification :E02F0009280000,
E02F0003400000,
B60P0001280000,
E02F0003430000,
E04D0001340000

(31) Priority Document No :18187304.3

(32) Priority Date :03/08/2018

(33) Name of priority country :EPO

(86) International Application No :PCT/EP2019/071015
Filing Date :05/08/2019

(87) International Publication No :WO 2020/025831

(61) Patent of Addition to Application Number :NA
Filing Date :NA

(62) Divisional to Application Number :NA
Filing Date :NA

(71)Name of Applicant :

1)SANDVIK MINING AND CONSTRUCTION OY

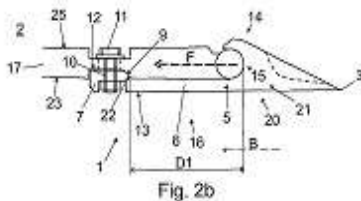
Address of Applicant :Pihtisulunkatu 9 Tampere Finland

(72)Name of Inventor :

1)LEHTO, Tony

(57) Abstract :

A wear part (1), a bucket (2), bucket system and a method. The wear part (1) comprises a forward edge (3) for intruding in a material to be handled by the bucket (2), and an engagement portion (4) for engaging with an engagement edge (5) of the bucket (2). The engagement portion (4) comprises a concave cross section (14). A lever element (6) extends from a side of the engagement portion (4) in a direction backwards (B) from the forward edge (3), and a fastening unit (7) is arranged in a distal end (8) of the lever element. The bucket (2) has a plate hole (24) arranged behind a bucket threshold (22) in relation to an engagement edge (5) for receiving a fastening element (11) for fastening the wear part (1) to the bucket (2).



No. of Pages : 23 No. of Claims : 15

(54) Title of the invention : METHOD AND APPARATUS FOR IMAGE ENCODING, AND METHOD AND APPARATUS FOR IMAGE DECODING

(51) International classification	:H04N0019117000, H04N0019860000, H04N0019176000, H04N0019610000, H04N0019159000	(71)Name of Applicant : 1)SAMSUNG ELECTRONICS CO., LTD. Address of Applicant :129, Samsung-ro, Yeongtong-Gu, Suwon-Si, Gyeonggi-do Republic of Korea
(31) Priority Document No	:62/711850	(72)Name of Inventor : 1)PARK, Minsoo
(32) Priority Date	:30/07/2018	2)PARK, Minwoo
(33) Name of priority country	:U.S.A.	3)CHOI, Kiho
(86) International Application No	:PCT/KR2019/009492	4)JEONG, Seungsoo
Filing Date	:30/07/2019	
(87) International Publication No	:WO 2020/027551	
(61) Patent of Addition to Application Number	:NA	
Filing Date	:NA	
(62) Divisional to Application Number	:NA	
Filing Date	:NA	

(57) Abstract :

Disclosed is an image decoding method comprising a step of performing deblocking filtering on a boundary of at least one block among reconstruction blocks so as to reconstruct a current image, wherein the step of performing deblocking filtering on the boundary of at least one block among the reconstruction blocks so as to reconstruct the current image comprises a step of, when a prediction mode relating to at least one reconstruction block among blocks located at both sides of the boundary of the at least one reconstruction block is a combined inter-intra prediction mode, determining, as a predetermined value, a value of boundary filtering strength applied to the boundary of the at least one reconstruction block, and performing deblocking filtering on the boundary of the at least one reconstruction block on the basis of the value of the boundary filtering strength.



No. of Pages : 106 No. of Claims : 16

(54) Title of the invention : VISUAL APPROACH-BASED APTITUDE TESTING METHOD

(51) International classification :G09B0019000000,
G06Q0010100000,
A61B0005160000,
G06Q0050220000,
G06Q0050200000

(31) Priority Document No :2018-121575
(32) Priority Date :27/06/2018
(33) Name of priority country :Japan
(86) International Application No :PCT/JP2019/024723
Filing Date :21/06/2019
(87) International Publication No :WO 2020/004268
(61) Patent of Addition to Application Number :NA
Filing Date :NA
(62) Divisional to Application Number :NA
Filing Date :NA

(71)**Name of Applicant :**
1)JINSOKEN CO., LTD.
Address of Applicant :10-14, NihonbashiTomizawacho,
Chuo-ku, Tokyo Japan
(72)**Name of Inventor :**
1)NISHIOKA Koichi

(57) Abstract :

[Problem] To obtain a multifaceted understanding of an individual's mental make-up through visual information, and to accurately and objectively ascertain the tendencies of an examinee, such as the examinee's occupational aptitude. [Solution] The subconscious mind of an examinee is revealed by the affixing condition of a plurality of icons that are affixed to a check sheet in which a plurality of areas are formed in a frameless test area and which comprises graphic figures having no particular meaning in and of themselves. Through the information the examinee obtains visually, i.e. the affixing condition of the icons upon the check sheet, the inner, subconscious mind of the examinee is expressed, via a picture, in a manner that is visual and specific. The amygdala, which controls emotions, reacts to visual information 100 ms faster than the neocortex. Accordingly, the present invention makes it possible to obtain an understanding of the subconscious mind at the unconscious level prior to conscious control, and thus the aptitude of the examinee is revealed. The icons are recognized as graphic figures, and therefore affect the subconscious in the frontal lobe without stimulating emotional systems.



No. of Pages : 58 No. of Claims : 9

(12) PATENT APPLICATION PUBLICATION

(21) Application No.202127003147 A

(19) INDIA

(22) Date of filing of Application :22/01/2021

(43) Publication Date : 19/02/2021

(54) Title of the invention : STEERING CONTROL DEVICE

(51) International classification :B62D0005040000,
B62D0006000000,
G11B0005000000,
G01C0009000000,
G11C0016140000

(31) Priority Document No :NA
(32) Priority Date :NA
(33) Name of priority country :NA
(86) International Application No :PCT/JP2018/028665
Filing Date :31/07/2018
(87) International Publication No :WO 2020/026342
(61) Patent of Addition to Application Number :NA
Filing Date :NA
(62) Divisional to Application Number :NA
Filing Date :NA

(71)Name of Applicant :

1)MITSUBISHI ELECTRIC CORPORATION

Address of Applicant :7-3, Marunouchi 2-chome, Chiyoda-ku,
Tokyo Japan

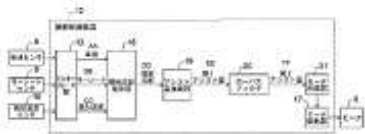
(72)Name of Inventor :

1)TODA, Taizo

2)ENDO, Masaya

(57) Abstract :

This steering control system comprises a transverse gradient estimator that estimates the transverse gradient of a road surface, an assist amount calculator that calculates a first assist amount on the basis of the estimated transverse gradient, a low pass filter that outputs as a second assist amount the first assist amount after a low pass filter process has been performed on the calculated first assist amount, and a motor controller that uses the outputted second assist amount to control a motor. The low pass filter, depending on whether the second assist amount increases or the second assist amount is decreasing, switches a cutoff frequency of the low pass filter between a first cutoff frequency and a second cutoff frequency set to a higher value than the first cutoff frequency.



No. of Pages : 45 No. of Claims : 13

(54) Title of the invention : VISUAL APPROACH-BASED APTITUDE TESTING SYSTEM

(51) International classification :G09B0019000000,
G06Q0010100000,
G06Q0050220000,
A61B0005160000,
G06Q0050200000

(31) Priority Document No :2018-121568

(32) Priority Date :27/06/2018

(33) Name of priority country :Japan

(86) International Application No :PCT/JP2019/024716
Filing Date :21/06/2019

(87) International Publication No :WO 2020/004261

(61) Patent of Addition to Application Number :NA
Filing Date :NA

(62) Divisional to Application Number :NA
Filing Date :NA

(71)**Name of Applicant :**
1)JINSOKEN CO., LTD.
Address of Applicant :10-14, NihonbashiTomizawacho,
Chuo-ku, Tokyo Japan

(72)**Name of Inventor :**
1)NISHIOKA Koichi

(57) Abstract :

[Problem] To obtain a multifaceted understanding of an individual's mental make-up through visual information, and to accurately and objectively ascertain the tendencies of an examinee, such as the examinee's occupational aptitude. [Solution] The subconscious mind of an examinee is revealed by the application condition of a plurality of icons that are applied to a check sheet in which a plurality of areas are formed and which comprises graphic figures having no particular meaning in and of themselves. Through the information the examinee obtains visually, i.e. the application condition of the icons upon the check sheet, the inner, subconscious mind of the examinee is expressed, via a picture, in a manner that is visual and specific. The amygdala, which controls emotions, reacts to visual information 100 ms faster than the neocortex. Accordingly, the present invention makes it possible to obtain an understanding of the subconscious mind at the unconscious level prior to conscious control, and thus the aptitude of the examinee is revealed. The icons are recognized as graphic figures, and therefore affect the subconscious in the frontal lobe without stimulating emotional systems.



No. of Pages : 57 No. of Claims : 9

(54) Title of the invention : METHOD AND APPARATUS FOR TAMPING SLEEPERS OF A TRACK

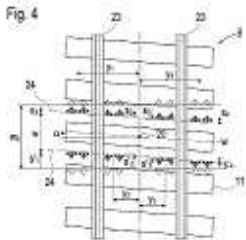
(51) International classification :E01B0027160000,
E01B0027170000,
E01B0027120000,
E01B0027130000,
E01B0001000000

(31) Priority Document No :A 286/2018
(32) Priority Date :13/09/2018
(33) Name of priority country :Austria
(86) International Application No :PCT/EP2019/071549
Filing Date :12/08/2019
(87) International Publication No :WO 2020/052879
(61) Patent of Addition to Application Number :NA
Filing Date :NA
(62) Divisional to Application Number :NA
Filing Date :NA

(71)Name of Applicant :
**1)PLASSER & THEURER EXPORT VON
BAHNBAUMASCHINEN GMBH**
Address of Applicant :Johannesgasse 3 WIEN Austria
(72)Name of Inventor :
1)HOFST.,TTER, Josef

(57) Abstract :

Method for tamping sleepers (11) of a track (8) by means of a tamping assembly (2) which comprises at least two tamping units (6) each having mutually opposite tamping tools (9) which are mounted on a lowerable tool carrier (10) and which, during a tamping operation, are lowered into a ballast bed (22) while being caused to oscillate and are adjusted relative to one another via adjusting drives (13). Here, tamping of an obliquely positioned sleeper (11) involves the tamping tools (9) or tamping tool pairs being moved in the adjusting direction (26) in a raised position via a controller (16) by means of the adjusting drives (13) with different setting distances (s1, s'1, s2, s'2, s3, s'3, s4, s'4) in such a way that the free ends of the tamping tools (9) or tamping tool pairs rotate approximately about a common vertical axis of rotation (20) in order to be adapted to the oblique position of the sleeper (11).



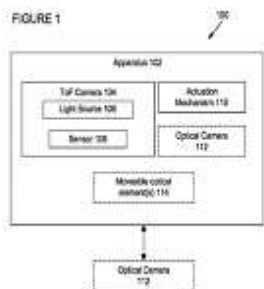
No. of Pages : 12 No. of Claims : 15

(54) Title of the invention : IMPROVED 3D SENSING

<p>(51) International classification</p> <p>(31) Priority Document No</p> <p>(32) Priority Date</p> <p>(33) Name of priority country</p> <p>(86) International Application No</p> <p style="padding-left: 20px;">Filing Date</p> <p>(87) International Publication No</p> <p>(61) Patent of Addition to Application Number</p> <p style="padding-left: 20px;">Filing Date</p> <p>(62) Divisional to Application Number</p> <p style="padding-left: 20px;">Filing Date</p>	<p>:H04N0005225000, H04N0005235000, H04N0005330000, G01S0017890000, H04N0013254000</p> <p>:1812818.1</p> <p>:07/08/2018</p> <p>:U.K.</p> <p>:PCT/GB2019/052227</p> <p>:07/08/2019</p> <p>:WO 2020/030916</p> <p>:NA</p> <p>:NA</p> <p>:NA</p> <p>:NA</p>	<p>(71)Name of Applicant : 1)CAMBRIDGE MECHATRONICS LIMITED Address of Applicant :The Westbrook Centre, Building 6 Milton Road Cambridge Cambridgeshire U.K.</p> <p>(72)Name of Inventor : 1)RICHARDS, David 2)CARR, Joshua</p>
---	--	---

(57) Abstract :

Broadly speaking, embodiments of the present techniques provide apparatus and methods for generating a three-dimensional (3D) representation of a scene (also known as 3D sensing) using a time-of-flight imaging system. In particular, the present techniques provide an apparatus comprising a time-of-flight imaging camera system that emits illumination having a spatially- nonuniform intensity over a field of view of the sensor that is moved across at least part of the field of view of a sensor using an actuation mechanism.



No. of Pages : 20 No. of Claims : 34

(54) Title of the invention : PAPER CONTAINER

(51) International classification :B65D0005060000,
B65D0005400000,
A47G0023020000,
B65D00077120000,
B65D00060000000

(31) Priority Document No :2018-138075
(32) Priority Date :23/07/2018
(33) Name of priority country :Japan
(86) International Application No :PCT/JP2019/025982
Filing Date :28/06/2019
(87) International Publication No :WO 2020/021970
(61) Patent of Addition to Application Number :NA
Filing Date :NA
(62) Divisional to Application Number :NA
Filing Date :NA

(71)Name of Applicant :

1)NIPPON PAPER INDUSTRIES CO., LTD.

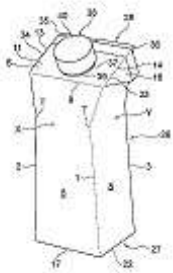
Address of Applicant :4-1, Oji 1-chome, Kita-ku, Tokyo Japan

(72)Name of Inventor :

1)NAKAMURA, Kouya**2)ONOMURA, Kazuhide****3)ASOI, Eiichi****4)YONEDA, Yoshitaka**

(57) Abstract :

In order to provide a paper container for which there is no risk of damage during storage or transportation and with which it is possible to quickly and smoothly pour a liquid beverage while preventing slippage when gripped, the present invention comprises: a body front surface panel 5, body left and right side surface panels 6, 8, and a body back surface panel 7, which are continuous via body vertical folding lines 1, 2, 3, 4; and a square cylindrical body 26, which is formed by a vertical direction seal panel 25. A top 28 has a slanted surface S that is low on the body front surface panel 5 side and high on the body back surface panel 7 side. An opening 37 is formed in the slanted surface in order to provide a spout 38. The body vertical folding lines 1, 2 at which the body front surface panel 5 and the body left and right side surface panels 6, 8 are continuous, and the body vertical folding lines 3, 4 at which the body back surface panel 7 and the body left and right side surface panels 6, 8 are continuous, are configured to be substantially symmetrical curved lines, each bending towards the center direction of the body front surface panel 5 and the center direction of the body back surface panel 7.



No. of Pages : 21 No. of Claims : 4

(54) Title of the invention : VISUAL APPROACH-BASED APTITUDE TESTING SYSTEM

(51) International classification :G09B0019000000,
G06Q0010100000,
G06Q0050220000,
A61B0005160000,
G06Q0050200000

(31) Priority Document No :2018-121569
(32) Priority Date :27/06/2018
(33) Name of priority country :Japan
(86) International Application No :PCT/JP2019/024717
Filing Date :21/06/2019
(87) International Publication No :WO 2020/004262
(61) Patent of Addition to Application Number :NA
Filing Date :NA
(62) Divisional to Application Number :NA
Filing Date :NA

(71)**Name of Applicant :**
1)JINSOKEN CO., LTD.
Address of Applicant :10-14, NihonbashiTomizawacho,
Chuo-ku, Tokyo Japan
(72)**Name of Inventor :**
1)NISHIOKA Koichi

(57) Abstract :

[Problem] To obtain a multifaceted understanding of an individual's mental make-up through visual information, and to accurately and objectively ascertain the tendencies of an examinee, such as the examinee's occupational aptitude. [Solution] The subconscious mind of an examinee is revealed by the application condition of a plurality of icons that are applied to a check sheet in which a plurality of areas are formed in a rectangular frame and which comprises graphic figures having no particular meaning in and of themselves. Through the information the examinee obtains visually, i.e. the application condition of the icons upon the check sheet, the inner, subconscious mind of the examinee is expressed, via a picture, in a manner that is visual and specific. The amygdala, which controls emotions, reacts to visual information 100 ms faster than the neocortex. Accordingly, the present invention makes it possible to obtain an understanding of the subconscious mind at the unconscious level prior to conscious control, and thus the aptitude of the examinee is revealed. The icons are recognized as graphic figures, and therefore affect the subconscious in the frontal lobe without stimulating emotional systems.



No. of Pages : 57 No. of Claims : 9

(12) PATENT APPLICATION PUBLICATION

(21) Application No.202127003279 A

(19) INDIA

(22) Date of filing of Application :23/01/2021

(43) Publication Date : 19/02/2021

(54) Title of the invention : APPARATUS AND METHOD OF SHARING A SENSOR IN A MULTIPLE SYSTEM ON CHIP ENVIRONMENT

(51) International classification :G06F0021600000,
G06F0011070000,
G06F0011200000,
G06F0011300000,
H04W0048100000

(31) Priority Document No :16/055842

(32) Priority Date :06/08/2018

(33) Name of priority country :U.S.A.

(86) International Application No :PCT/US2019/044975
Filing Date :02/08/2019

(87) International Publication No :WO 2020/033270

(61) Patent of Addition to Application Number :NA
Filing Date :NA

(62) Divisional to Application Number :NA
Filing Date :NA

(71)Name of Applicant :
1)QUALCOMM INCORPORATED
Address of Applicant :5775 Morehouse Drive Attn:
International IP Administration San Diego, California U.S.A.

(72)Name of Inventor :
1)CHU, Jeffrey Hao

(57) Abstract :

Examples disclosed herein provide mechanisms for controlling a sensor in a multiple System on Chip (SoC) environment that allows one of the multiple System on Chips to be selected as a host System on Chip. The host System on Chip may lock the sensor to apply setting updates only from the host System on Chip that has locked the sensor. This lock may be broadcast to all sensors over an embedded data channel sent to all System on Chips receiving the sensor data. In addition, a safety monitor may be included to detect if the host System on Chip is functioning properly so that another System on Chip may be selected as a new host System on Chip.

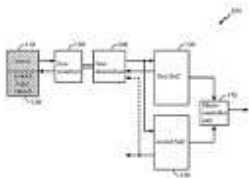


FIG. 1

No. of Pages : 22 No. of Claims : 20

(12) PATENT APPLICATION PUBLICATION

(21) Application No.202127003334 A

(19) INDIA

(22) Date of filing of Application :25/01/2021

(43) Publication Date : 19/02/2021

(54) Title of the invention : TERMINAL

(51) International classification :G06F0001160000,
H01M0002300000,
A61F0002080000,
A63H0033000000,
A63B0023035000

(31) Priority Document No :201810678425.6

(32) Priority Date :27/06/2018

(33) Name of priority country :China

(86) International Application No :PCT/CN2019/092035
Filing Date :20/06/2019

(87) International Publication No :WO 2020/001356

(61) Patent of Addition to Application Number :NA
Filing Date :NA

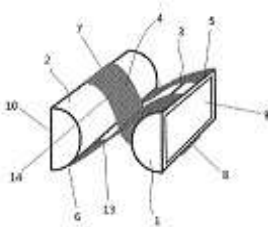
(62) Divisional to Application Number :NA
Filing Date :NA

(71)**Name of Applicant :**
1)VIVO MOBILE COMMUNICATION CO.,LTD.
Address of Applicant :#283, BBK Road, Wusha, Chang'an
Dongguan, Guangdong China

(72)**Name of Inventor :**
1)LI, Yuzhong

(57) Abstract :

The present disclosure provides a terminal, comprising: a first part, a second part, at least two first flipping bands and at least one second flipping band; a first end of each first flipping band is connected to a first side in the longitudinal direction of a screen of the first part, and a second end of each first flipping band is connected to a second side in the longitudinal direction of a screen of the second part; a first end of each second flipping band is connected to a first side of the longitudinal direction of the screen of the second part, and a second end of each second flipping band is connected to a second side of the longitudinal direction of the screen of the first part; the second flipping band and the first flipping bands are spaced apart; when the terminal is in an unfolded state, the screen of the first part and the screen of the second part are in the same plane, the first flipping bands are attached to the outer surface of the first part or the second part, and the second flipping band is attached to the outer surface of the second part or the first part.



No. of Pages : 12 No. of Claims : 10

(12) PATENT APPLICATION PUBLICATION

(21) Application No.202127003384 A

(19) INDIA

(22) Date of filing of Application :25/01/2021

(43) Publication Date : 19/02/2021

(54) Title of the invention : CROSS-CARRIER SCHEDULING PDCCH CANDIDATE ALLOCATION METHOD AND DEVICE

(51) International classification :H04W0072040000,
H04L0005000000,
H04W0072120000,
H04W0088020000,
G11C0013000000

(31) Priority Document No :201810699890.8

(32) Priority Date :29/06/2018

(33) Name of priority country :China

(86) International Application No :PCT/CN2019/089159
Filing Date :30/05/2019

(87) International Publication No :WO 2020/001225

(61) Patent of Addition to Application Number :NA
Filing Date :NA

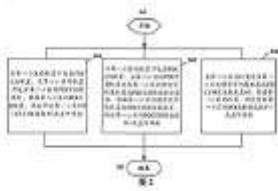
(62) Divisional to Application Number :NA
Filing Date :NA

(71)Name of Applicant :
1)VIVO MOBILE COMMUNICATION CO., LTD.
Address of Applicant :#283, BBK Road, Wusha, Chang'an
Dongguan, Guangdong China

(72)Name of Inventor :
1)JI, Zichao
2)MA, Yue

(57) Abstract :

Provided by the embodiment of the present disclosure is a cross-carrier scheduling PDCCH candidate allocation method and device. The method includes: when a first cell includes no PDCCH configuration and the configuration of a second cell includes only a PDCCH configuration of the second cell, determining, according to the PDCCH configuration of the second cell, a PDCCH candidate number and/or monitoring parameters of the first cell; or when the first cell includes no PDCCH configuration and the PDCCH configuration of the second cell includes a search space set configuration or a PDCCH candidate number configuration of the first cell, determining, according to the search space set configuration or the PDCCH candidate number configuration of the first cell, a PDCCH candidate number and/or monitoring parameters of the first cell; or when the configuration of the first cell includes the search space set configuration or the PDCCH candidate number configuration of the first cell, determining, according to the configuration of the first cell, the PDCCH candidate number and/or monitoring parameters of the first cell, wherein the first cell is a cell scheduled by the second cell across carriers.



No. of Pages : 30 No. of Claims : 14

(54) Title of the invention : MODIFYING BINDING MOLECULES TO MINIMIZE PRE-EXISTING INTERACTIONS

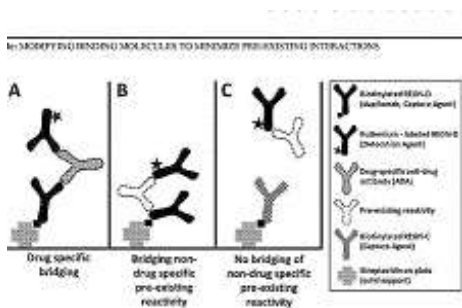
(51) International classification :G01N0033543000,
G01N0033680000,
C07K0016000000,
G01N0033569000,
C07K0016100000

(31) Priority Document No :62/695988
(32) Priority Date :10/07/2018
(33) Name of priority country :U.S.A.
(86) International Application No :PCT/US2019/041203
Filing Date :10/07/2019
(87) International Publication No :WO 2020/014358
(61) Patent of Addition to Application Number :NA
Filing Date :NA
(62) Divisional to Application Number :NA
Filing Date :NA

(71)Name of Applicant :
1)REGENERON PHARMACEUTICALS, INC.
Address of Applicant :777 Old Saw Mill River Road
Tarrytown, New York U.S.A.
(72)Name of Inventor :
1)SUMNER, Giane
2)CHEN, Jihua
3)PARTRIDGE, Michael
4)TORRI, Albert
5)RAJADHYAKSHA, Manoj

(57) Abstract :

The present disclosure is directed towards modifying binding molecules in order to minimize pre-existing binding interactions, including binding molecules engineered to minimize or mitigate background reactivity in a sample matrix caused by drug non-specific binding interactions.



No. of Pages : 37 No. of Claims : 40

(12) PATENT APPLICATION PUBLICATION

(21) Application No.202127003417 A

(19) INDIA

(22) Date of filing of Application :25/01/2021

(43) Publication Date : 19/02/2021

(54) Title of the invention : BIODEGRADABLE TEXTILES, MASTERBATCHES, AND METHOD OF MAKING BIODEGRADABLE FIBERS

(51) International classification :D04H0001433400,
D04H0001438200,
D04H0001492000,
D04H0001429100,
D04H0001560000

(31) Priority Document No :62/690227

(32) Priority Date :26/06/2018

(33) Name of priority country :U.S.A.

(86) International Application No :PCT/US2019/031662
Filing Date :10/05/2019

(87) International Publication No :WO 2020/005399

(61) Patent of Addition to Application Number :NA
Filing Date :NA


(62) Divisional to Application Number :NA
Filing Date :NA

(71)Name of Applicant :
1)INTRINSIC ADVANCED MATERIALS, LLC
Address of Applicant :531 Cotton Blossom Circle Gastonia,
North Carolina U.S.A.

(72)Name of Inventor :
1)FERRIS, Andrea
2)MCINTOSH, Alan
3)RAO, Sudeep Motupalli
4)USHER JR, Robert A.

(57) Abstract :

A masterbatch is disclosed, along with associated methods, and biodegradable filaments, fibers, yarns and fabrics. The masterbatch includes 0.2 to 5 mass% CaCO₃, an aliphatic polyester with a repeat unit having from two to six carbons in the chain between ester groups, with the proviso that the 2 to 6 carbons in the chain do not include side chain carbons, and a carrier polymer selected from the group consisting of PET, nylon, other thermoplastic polymers, and combinations thereof.



No. of Pages : 27 No. of Claims : 7

(54) Title of the invention : BIODEGRADABLE TEXTILES, MASTERBATCHES, AND METHOD OF MAKING BIODEGRADABLE FIBERS

(51) International classification :D04H0001433400,
D04H0001438200,
D04H0001492000,
D04H0001429100,
D04H0001560000

(31) Priority Document No :62/690227

(32) Priority Date :26/06/2018

(33) Name of priority country :U.S.A.

(86) International Application No :PCT/US2019/031666
Filing Date :10/05/2019

(87) International Publication No :WO 2020/005401

(61) Patent of Addition to Application Number :NA
Filing Date :NA


(62) Divisional to Application Number :NA
Filing Date :NA

(71)Name of Applicant :
1)INTRINSIC ADVANCED MATERIALS, LLC
Address of Applicant :531 Cotton Blossom Circle Gastonia,
North Carolina U.S.A.

(72)Name of Inventor :
1)FERRIS, Andrea
2)MCINTOSH, Alan
3)RAO, Sudeep Motupalli
4)USHER JR, Robert A.

(57) Abstract :

A masterbatch is disclosed, along with associated methods, and biodegradable filaments, fibers, yarns and fabrics. The masterbatch includes 0.2 to 5 mass% CaCO₃, an aliphatic polyester with a repeat unit having from two to six carbons in the chain between ester groups, with the proviso that the 2 to 6 carbons in the chain do not include side chain carbons, and a carrier polymer selected from the group consisting of PET, nylon, other thermoplastic polymers, and combinations thereof



No. of Pages : 27 No. of Claims : 14

(12) PATENT APPLICATION PUBLICATION

(21) Application No.202127003423 A

(19) INDIA

(22) Date of filing of Application :25/01/2021

(43) Publication Date : 19/02/2021

(54) Title of the invention : COMPOSITIONS FOR ORAL ADMINISTRATION OF PENTOSAN POLYSULFATE IN FORM OF NANOPARTICLES WITH IMPROVED INTESTINAL ABSORPTION

(51) International classification	:A61K0031737000, A61K0009000000, A61K0009510000, A61K0031722000, A61P0013000000	(71) Name of Applicant : 1)NEXTRARESEARCH S.R.L. Address of Applicant :Via Lorenzo Respighi, 7 ROMA Italy
(31) Priority Document No	:18180223.2	(72) Name of Inventor :
(32) Priority Date	:27/06/2018	1)GASPARETTO, Adolfo
(33) Name of priority country	:EPO	2)BORELLA, Fabio
(86) International Application No	:PCT/EP2019/062662	3)MASCILONGO, Viviana
Filing Date	:16/05/2019	4)BETTINI, Ruggero
(87) International Publication No	:WO 2020/001852	5)SONVICO, Fabio
(61) Patent of Addition to Application Number	:NA	6)CITO, Marta
Filing Date	:NA	
(62) Divisional to Application Number	:NA	
Filing Date	:NA	

(57) Abstract :

The present invention relates to pharmaceutical composition for the oral delivery of Pentosan Polysulfate sodium (PPS). In particular, the invention discloses compositions of PPS in form of nanoparticles with a suitable polymer aimed to improve the PPS absorption in the small intestine and reduce or eliminate the side effects in the colon.

No. of Pages : 16 No. of Claims : 6

CONTINUED TO PART- 2